

Date: December 8 2021



Unified Architecture Framework Modeling Language (UAFML)

Version 1.2

OMG Document Number: Normative dtc/2021-12-07

Standard document URL: <https://www.omg.org/spec/UAF/1.2>

Normative Machine Consumable File(s):

<https://www.omg.org/spec/UAF/20211201/UAF.xmi>

<https://www.omg.org/spec/UAF/20211201/MeasurementsLibrary.xmi>

Copyright © 2017-2021, IBM

Copyright © 2017-2021, KDM Analytics

Copyright © 2017-2021, Mega

Copyright © 2017-2021, Object Management Group, Inc.

Copyright © 2017-2021, No Magic Inc. a Dassault Systemes Company

Copyright © 2017-2021, PTC

Copyright © 2017-2021, Sparx Systems

USE OF SPECIFICATION - TERMS, CONDITIONS & NOTICES

The material in this document details an Object Management Group specification in accordance with the terms, conditions and notices set forth below. This document does not represent a commitment to implement any portion of this specification in any company's products. The information contained in this document is subject to change without notice.

LICENSES

The companies listed above have granted to the Object Management Group, Inc. (OMG) a nonexclusive, royalty-free, paid up, worldwide license to copy and distribute this document and to modify this document and distribute copies of the modified version. Each of the copyright holders listed above has agreed that no person shall be deemed to have infringed the copyright in the included material of any such copyright holder by reason of having used the specification set forth herein or having conformed any computer software to the specification.

Subject to all of the terms and conditions below, the owners of the copyright in this specification hereby grant you a fully-paid up, non-exclusive, nontransferable, perpetual, worldwide license (without the right to sublicense), to use this specification to create and distribute software and special purpose specifications that are based upon this specification, and to use, copy, and distribute this specification as provided under the Copyright Act; provided that: (1) both the copyright notice identified above and this permission notice appear on any copies of this specification; (2) the use of the specifications is for informational purposes and will not be copied or posted on any network computer or broadcast in any media and will not be otherwise resold or transferred for commercial purposes; and (3) no modifications are made to this specification. This limited permission automatically terminates without notice if you breach any of these terms or conditions. Upon termination, you will destroy immediately any copies of the specifications in your possession or control.

PATENTS

The attention of adopters is directed to the possibility that compliance with or adoption of OMG specifications may require use of an invention covered by patent rights. OMG shall not be responsible for identifying patents for which a license may be required by any OMG specification, or for conducting legal inquiries into the legal validity or scope of those patents that are brought to its attention. OMG specifications are prospective and advisory only. Prospective users are responsible for protecting themselves against liability for infringement of patents.

GENERAL USE RESTRICTIONS

Any unauthorized use of this specification may violate copyright laws, trademark laws, and communications regulations and statutes. This document contains information which is protected by copyright. All Rights Reserved. No part of this work covered by copyright herein may be reproduced or used in any form or by any

means--graphic, electronic, or mechanical, including photocopying, recording, taping, or information storage and retrieval systems--without permission of the copyright owner.

DISCLAIMER OF WARRANTY

WHILE THIS PUBLICATION IS BELIEVED TO BE ACCURATE, IT IS PROVIDED "AS IS" AND MAY CONTAIN ERRORS OR MISPRINTS. THE OBJECT MANAGEMENT GROUP AND THE COMPANIES LISTED ABOVE MAKE NO WARRANTY OF ANY KIND, EXPRESS OR IMPLIED, WITH REGARD TO THIS PUBLICATION, INCLUDING BUT NOT LIMITED TO ANY WARRANTY OF TITLE OR OWNERSHIP, IMPLIED WARRANTY OF MERCHANTABILITY OR WARRANTY OF FITNESS FOR A PARTICULAR PURPOSE OR USE. IN NO EVENT SHALL THE OBJECT MANAGEMENT GROUP OR ANY OF THE COMPANIES LISTED ABOVE BE LIABLE FOR ERRORS CONTAINED HEREIN OR FOR DIRECT, INDIRECT, INCIDENTAL, SPECIAL, CONSEQUENTIAL, RELIANCE OR COVER DAMAGES, INCLUDING LOSS OF PROFITS, REVENUE, DATA OR USE, INCURRED BY ANY USER OR ANY THIRD PARTY IN CONNECTION WITH THE FURNISHING, PERFORMANCE, OR USE OF THIS MATERIAL, EVEN IF ADVISED OF THE POSSIBILITY OF SUCH DAMAGES.

The entire risk as to the quality and performance of software developed using this specification is borne by you. This disclaimer of warranty constitutes an essential part of the license granted to you to use this specification.

RESTRICTED RIGHTS LEGEND

Use, duplication or disclosure by the U.S. Government is subject to the restrictions set forth in subparagraph (c) (1) (ii) of The Rights in Technical Data and Computer Software Clause at DFARS 252.227-7013 or in subparagraph (c)(1) and (2) of the Commercial Computer Software - Restricted Rights clauses at 48 C.F.R. 52.227-19 or as specified in 48 C.F.R. 227-7202-2 of the DoD F.A.R. Supplement and its successors, or as specified in 48 C.F.R. 12.212 of the Federal Acquisition Regulations and its successors, as applicable. The specification copyright owners are as indicated above and may be contacted through the Object Management Group, 109 Highland Avenue, Needham, MA 02494, U.S.A.

TRADEMARKS

CORBA®, CORBA logos®, FIBO®, Financial Industry Business Ontology®, FINANCIAL INSTRUMENT GLOBAL IDENTIFIER®, IIOP®, IMM®, Model Driven Architecture®, MDA®, Object Management Group®, OMG®, OMG Logo®, SoaML®, SOAML®, SysML®, UAF®, Unified Modeling Language®, UML®, UML Cube Logo®, VSIPL®, and XMI® are registered trademarks of the Object Management Group, Inc.

For a complete list of trademarks, see: http://www.omg.org/legal/tm_list.htm. All other products or company names mentioned are used for identification purposes only, and may be trademarks of their respective owners.

COMPLIANCE

The copyright holders listed above acknowledge that the Object Management Group (acting itself or through its designees) is and shall at all times be the sole entity that may authorize developers, suppliers and sellers of computer software to use certification marks, trademarks or other special designations to indicate compliance with these materials.

Software developed under the terms of this license may claim compliance or conformance with this specification if and only if the software compliance is of a nature fully matching the applicable compliance points as stated in the specification. Software developed only partially matching the applicable compliance points may claim only that the software was based on this specification, but may not claim compliance or conformance with this specification. In the event that testing suites are implemented or approved by Object Management Group, Inc., software developed using this specification may claim compliance or conformance with the specification only if the software satisfactorily completes the testing suites.

Table of Contents

PREFACE	1
1. INTRODUCTION.....	3
1.1 OVERVIEW	3
2. ADDITIONAL INFORMATION.....	4
2.1 LANGUAGE ARCHITECTURE	4
2.2 CORE PRINCIPLES.....	4
2.3 REPRESENTING STEREOTYPE CONSTRAINTS	4
2.3.1 <i>Metaconstraint dependency</i>	4
2.3.2 <i>Metarelationship dependency</i>	5
2.3.3 <i>Stereotyped relationship dependency</i>	7
3. UAF STEREOTYPES.....	8
3.1 UAF	8
3.1.1 <i>UAF::Architecture Management</i>	8
3.1.2 <i>UAF::Summary and Overview</i>	23
3.1.3 <i>UAF::Strategic</i>	30
3.1.4 <i>UAF::Operational</i>	58
3.1.5 <i>UAF::Services</i>	77
3.1.6 <i>UAF::Personnel</i>	92
3.1.7 <i>UAF::Resources</i>	99
3.1.8 <i>UAF::Security</i>	125
3.1.9 <i>UAF::Projects</i>	136
3.1.10 <i>UAF::Standards</i>	146
3.1.11 <i>UAF::Actual Resources</i>	148
3.1.12 <i>UAF::Parameters</i>	158
4. UAF VIEW SPECIFICATIONS.....	179
4.1 VIEW SPECIFICATIONS	179
4.1.1 <i>View Specifications::Architecture Management</i>	179
4.1.2 <i>View Specifications::Summary & Overview</i>	184
4.1.3 <i>View Specifications::Strategic</i>	185
4.1.4 <i>View Specifications::Operational</i>	194
4.1.5 <i>View Specifications::Services</i>	203
4.1.6 <i>View Specifications::Personnel</i>	211
4.1.7 <i>View Specifications::Resources</i>	224
4.1.8 <i>View Specifications::Security</i>	234
4.1.9 <i>View Specifications::Projects</i>	243
4.1.10 <i>View Specifications::Standards</i>	248
4.1.11 <i>View Specifications::Actual Resources</i>	252
4.1.12 <i>View Specifications::Motivation</i>	254
4.1.13 <i>View Specifications::Information</i>	255
4.1.14 <i>View Specifications::Parameters</i>	257
5. MEASUREMENTS LIBRARY	262

TABLE OF FIGURES

Figure 2:1 – MapsToCapability Stereotype	5
Figure 2:2 – Connector Extension	5
Figure 2:3 – Capabilities Generalization	6
Figure 2:4 – Visualizing «metarelationship»	6
Figure 2:5 – Use of the AchievedEffect «stereotyped relationship» dependency	7
Figure 3:1 - ActualState	8
Figure 3:2 - ISO8601DateTime	9
Figure 3:3 - Exchange	9
Figure 3:4 - Resource	10
Figure 3:5 - Activity	10
Figure 3:6 - CapableElement	11
Figure 3:7 - IsCapableToPerform	12
Figure 3:8 - PerformsInContext	13
Figure 3:9 - Alias	14
Figure 3:10 - ArchitectureMetadata	14
Figure 3:11 - Definition	15
Figure 3:12 - Information	15
Figure 3:13 - InformationModel	16
Figure 3:14 - Metadata	17
Figure 3:15 - SameAs	18
Figure 3:16 - Rule	19
Figure 3:17 - ArchitecturalReference	20
Figure 3:18 - ComparesTo	20
Figure 3:19 - Implements	21
Figure 3:20 - Sequence	23
Figure 3:21 - ArchitecturalDescription	24
Figure 3:22 - Architecture	25
Figure 3:23 - Concern	26
Figure 3:24 - Phases	26
Figure 3:25 - Stakeholder	27
Figure 3:26 - UAFEElement	28
Figure 3:27 - View	29
Figure 3:28 - Viewpoint	29
Figure 3:29 - Challenge	30
Figure 3:30 - Driver	31
Figure 3:31 - Enables	32
Figure 3:32 - ImpactedBy	33
Figure 3:33 - MotivatedBy	34
Figure 3:34 - MotivationalElement	35
Figure 3:35 - Opportunity	35
Figure 3:36 - PresentedBy	36
Figure 3:37 - Capability	37
Figure 3:38 - EnterpriseGoal	38
Figure 3:39 - EnterpriseObjective	39
Figure 3:40 - EnterpriseVision	39

Figure 3:41 - OwnsValue.....	40
Figure 3:42 - PhaseableElement	40
Figure 3:43 - StrategicAsset.....	41
Figure 3:44 - StrategicPhase	41
Figure 3:45 - ValueItem.....	42
Figure 3:46 - VisionStatement	43
Figure 3:47 - WholeLifeEnterprise.....	43
Figure 3:48 - CapabilityRole	44
Figure 3:49 - StructuralPart	44
Figure 3:50 - TemporalPart.....	45
Figure 3:51 - StrategicExchange.....	45
Figure 3:52 - StrategicExchangeItem	46
Figure 3:53 - ActualEnduringTask	47
Figure 3:54 - ActualEnterprisePhase	47
Figure 3:55 - ActualStrategicPhase	48
Figure 3:56 - Creates.....	49
Figure 3:57 - EnterpriseMission	49
Figure 3:58 - ValueStream.....	50
Figure 3:59 - Achiever	50
Figure 3:60 - Achieves.....	51
Figure 3:61 - ActualEffect	51
Figure 3:62 - ActualOutcome	52
Figure 3:63 - Desirer.....	52
Figure 3:64 - Desires.....	53
Figure 3:65 - Effect.....	53
Figure 3:66 - MapsToGoal.....	54
Figure 3:67 - StrategicInformation	55
Figure 3:68 - StrategicConstraint.....	55
Figure 3:69 - SubjectOfStrategicConstraint.....	56
Figure 3:70 - EvokedBy.....	56
Figure 3:71 - Exhibits	57
Figure 3:72 - MapsToCapability.....	57
Figure 3:73 - OrganizationInPhase	58
Figure 3:74 - ArbitraryConnector	59
Figure 3:75 - ConceptItem	59
Figure 3:76 - ConceptRole.....	60
Figure 3:77 - HighLevelOperationalConcept	60
Figure 3:78 - KnownResource	61
Figure 3:79 - OperationalAgent	62
Figure 3:80 - OperationalArchitecture.....	63
Figure 3:81 - OperationalMethod	63
Figure 3:82 - OperationalParameter.....	64
Figure 3:83 - OperationalPerformer.....	64
Figure 3:84 - OperationalPort	65
Figure 3:85 - OperationalRole	66
Figure 3:86 - ProblemDomain	66

Figure 3:87 - OperationalConnector	67
Figure 3:88 - OperationalExchange	68
Figure 3:89 - OperationalExchangeItem.....	69
Figure 3:90 - OperationalInterface.....	70
Figure 3:91 - OperationalSignal.....	71
Figure 3:92 - OperationalSignalProperty.....	71
Figure 3:93 - OperationalActivity.....	72
Figure 3:94 - OperationalActivityAction.....	72
Figure 3:95 - OperationalActivityEdge	73
Figure 3:96 - OperationalControlFlow	73
Figure 3:97 - OperationalObjectFlow	74
Figure 3:98 - StandardOperationalActivity	74
Figure 3:99 - OperationalStateDescription	75
Figure 3:100 - OperationalMessage.....	75
Figure 3:101 - OperationalInformation.....	76
Figure 3:102 - OperationalConstraint	76
Figure 3:103 - SubjectOfOperationalConstraint.....	77
Figure 3:104 - Service.....	78
Figure 3:105 - ServiceArchitecture.....	78
Figure 3:106 - ServiceMethod	79
Figure 3:107 - ServiceParameter	80
Figure 3:108 - ServicePort.....	80
Figure 3:109 - ServiceRole	81
Figure 3:110 - ServiceConnector.....	82
Figure 3:111 - ServiceExchange.....	82
Figure 3:112 - ServiceExchangeItem.....	83
Figure 3:113 - ServiceInterface	84
Figure 3:114 - ServiceSignal	85
Figure 3:115 - ServiceSignalProperty.....	85
Figure 3:116 - ServiceControlFlow	86
Figure 3:117 - ServiceFunction	86
Figure 3:118 - ServiceFunctionAction.....	87
Figure 3:119 - ServiceFunctionEdge	88
Figure 3:120 - ServiceObjectFlow.....	88
Figure 3:121 - ServiceStateDescription	89
Figure 3:122 - ServiceMessage.....	89
Figure 3:123 - ServiceContract.....	90
Figure 3:124 - ServicePolicy	90
Figure 3:125 - GovernedBy	91
Figure 3:126 - Supports	91
Figure 3:127 - Organization.....	92
Figure 3:128 - OrganizationalResource	93
Figure 3:129 - Person.....	93
Figure 3:130 - Post.....	94
Figure 3:131 - Responsibility.....	94
Figure 3:132 - Command.....	95

Figure 3:133 - Control	95
Figure 3:134 - CompetenceToConduct.....	96
Figure 3:135 - Competence.....	97
Figure 3:136 - CompetenceForRole.....	97
Figure 3:137 - RequiresCompetence	98
Figure 3:138 - ResponsibleFor.....	99
Figure 3:139 - CapabilityConfiguration.....	100
Figure 3:140 - NaturalResource.....	100
Figure 3:141 - PhysicalResource	101
Figure 3:142 - ResourceArchitecture.....	101
Figure 3:143 - ResourceArtifact	102
Figure 3:144 - ResourcePerformer.....	103
Figure 3:145 - ResourceService.....	104
Figure 3:146 - Software	104
Figure 3:147 - System.....	104
Figure 3:148 - ResourceMethod	105
Figure 3:149 - ResourceParameter.....	106
Figure 3:150 - ResourcePort	106
Figure 3:151 - ResourceRole	107
Figure 3:152 - ResourceConnector	109
Figure 3:153 - ResourceExchange	110
Figure 3:154 - ResourceExchangeItem.....	111
Figure 3:155 - ResourceInterface.....	112
Figure 3:156 - ResourceServiceInterface.....	112
Figure 3:157 - ResourceSignal.....	113
Figure 3:158 - ResourceSignalProperty.....	113
Figure 3:159 - Function	114
Figure 3:160 - FunctionAction.....	115
Figure 3:161 - FunctionControlFlow	115
Figure 3:162 - FunctionEdge	116
Figure 3:163 - FunctionObjectFlow.....	116
Figure 3:164 - ResourceStateDescription	117
Figure 3:165 - ResourceMessage.....	117
Figure 3:166 - ResourceInformation.....	118
Figure 3:167 - ResourceConstraint	118
Figure 3:168 - SubjectOfResourceConstraint.....	119
Figure 3:169 - Forecast	120
Figure 3:170 - SubjectOfForecast.....	121
Figure 3:171 - Technology.....	121
Figure 3:172 - VersionedElement.....	122
Figure 3:173 - VersionOfConfiguration	122
Figure 3:174 - VersionSuccession	123
Figure 3:175 - WholeLifeConfiguration.....	124
Figure 3:176 - ProtocolImplementation.....	125
Figure 3:177 - EnhancedSecurityControl	125
Figure 3:178 - Enhances	126

Figure 3:179 - Protects.....	126
Figure 3:180 - ProtectsInContext.....	127
Figure 3:181 - SecurityControl	128
Figure 3:182 - SecurityControlFamily.....	128
Figure 3:183 - Asset.....	129
Figure 3:184 - OperationalAsset.....	130
Figure 3:185 - OperationalMitigation.....	130
Figure 3:186 - ResourceAsset.....	131
Figure 3:187 - ResourceMitigation.....	131
Figure 3:188 - SecurityEnclave	132
Figure 3:189 - AssetRole	132
Figure 3:190 - OperationalInformationRole	133
Figure 3:191 - ResourceInformationRole	133
Figure 3:192 - SecurityProcess	134
Figure 3:193 - SecurityProcessAction	134
Figure 3:194 - SecurityConstraint.....	135
Figure 3:195 - SecurityRisk.....	135
Figure 3:196 - SubjectOfSecurityConstraint	136
Figure 3:197 - Project	137
Figure 3:198 - ProjectMilestone	138
Figure 3:199 - ProjectMilestoneRole.....	138
Figure 3:200 - ProjectRole.....	139
Figure 3:201 - ProjectStatus.....	139
Figure 3:202 - ProjectTheme	140
Figure 3:203 - StatusIndicators.....	140
Figure 3:204 - MilestoneDependency.....	141
Figure 3:205 - ProjectSequence	142
Figure 3:206 - ProjectActivity	142
Figure 3:207 - ProjectActivityAction	143
Figure 3:208 - ActualProject.....	143
Figure 3:209 - ActualProjectMilestone.....	144
Figure 3:210 - ActualProjectMilestoneRole	145
Figure 3:211 - ActualProjectRole	145
Figure 3:212 - Protocol	146
Figure 3:213 - ProtocolStack	147
Figure 3:214 - Standard	147
Figure 3:215 - ProtocolLayer.....	148
Figure 3:216 - ActualOrganization	149
Figure 3:217 - ActualOrganizationalResource	150
Figure 3:218 - ActualPerson	150
Figure 3:219 - ActualPost	151
Figure 3:220 - ActualResource	151
Figure 3:221 - ActualResponsibility.....	152
Figure 3:222 - ActualResponsibleResource.....	153
Figure 3:223 - FieldedCapability	153
Figure 3:224 - ActualOrganizationRole.....	154

Figure 3:225 - ActualResourceRole.....	154
Figure 3:226 - ActualResourceRelationship.....	155
Figure 3:227 - FillsPost.....	156
Figure 3:228 - ActualService.....	156
Figure 3:229 - ProvidedServiceLevel.....	157
Figure 3:230 - ProvidesCompetence.....	157
Figure 3:231 - RequiredServiceLevel.....	158
Figure 3:232 - OwnsProcess.....	158
Figure 3:233 - ActualCondition.....	159
Figure 3:234 - ActualEnvironment.....	160
Figure 3:235 - ActualLocation.....	160
Figure 3:236 - ActualMeasurement.....	161
Figure 3:237 - ActualMeasurementSet.....	162
Figure 3:238 - ActualPropertySet.....	163
Figure 3:239 - ActualRisk.....	164
Figure 3:240 - AffectableElement.....	165
Figure 3:241 - Affects.....	165
Figure 3:242 - AffectsInContext.....	166
Figure 3:243 - Condition.....	166
Figure 3:244 - Environment.....	167
Figure 3:245 - EnvironmentProperty.....	168
Figure 3:246 - GeoPoliticalExtentType.....	168
Figure 3:247 - Location.....	170
Figure 3:248 - LocationHolder.....	170
Figure 3:249 - MeasurableElement.....	173
Figure 3:250 - Measurement.....	174
Figure 3:251 - MeasurementSet.....	175
Figure 3:252 - Mitigates.....	175
Figure 3:253 - OwnsRisk.....	176
Figure 3:254 - OwnsRiskInContext.....	176
Figure 3:255 - PropertySet.....	177
Figure 3:256 - Risk.....	178
Figure 4:1 - Architecture Principles.....	179
Figure 4:2 - Architecture Views.....	180
Figure 4:3 - Architecture References.....	180
Figure 4:4 - Architecture Development Method.....	181
Figure 4:5 - Architecture Status.....	181
Figure 4:6 - Dictionary.....	182
Figure 4:7 - Architecture Parameters.....	182
Figure 4:8 - Architecture Constraints.....	183
Figure 4:9 - Architecture Roadmap.....	183
Figure 4:10 - Architecture Traceability.....	184
Figure 4:11 - Summary & Overview.....	185
Figure 4:12 - Strategic Motivation.....	186
Figure 4:13 - Strategic Taxonomy.....	187
Figure 4:14 - Strategic Structure.....	187

Figure 4:15 - Strategic Connectivity.....	188
Figure 4:16 - Strategic Processes.....	189
Figure 4:17 - Strategic States.....	190
Figure 4:18 - Strategic Information.....	191
Figure 4:19 - Strategic Constraints.....	192
Figure 4:20 - Strategic Roadmap: Deployment.....	192
Figure 4:21 - Strategic Roadmap: Phasing.....	193
Figure 4:22 - Strategic Traceability.....	194
Figure 4:23 - Operational Taxonomy.....	195
Figure 4:24 - Operational Structure.....	196
Figure 4:25 - Operational Connectivity.....	197
Figure 4:26 - Operational Processes.....	199
Figure 4:27 - Operational States.....	200
Figure 4:28 - Operational Sequences.....	201
Figure 4:29 - Operational Constraints.....	202
Figure 4:30 - Operational Traceability.....	203
Figure 4:31 - Services Taxonomy.....	204
Figure 4:32 - Services Structure.....	205
Figure 4:33 - Services Connectivity.....	206
Figure 4:34 - Services Processes.....	207
Figure 4:35 - Services States.....	207
Figure 4:36 - Services Sequences.....	208
Figure 4:37 - Services Constraints.....	209
Figure 4:38 - Services Roadmap.....	210
Figure 4:39 - Services Traceability.....	211
Figure 4:40 - Personnel Taxonomy.....	212
Figure 4:41 - Personnel Structure.....	213
Figure 4:42 - Personnel Connectivity.....	214
Figure 4:43 - Personnel Processes.....	215
Figure 4:44 - Personnel States.....	216
Figure 4:45 - Personnel Sequences.....	217
Figure 4:46 - Personnel Constraints: Competence.....	218
Figure 4:47 - Personnel Constraints: Drivers.....	219
Figure 4:48 - Personnel Constraints: Performance.....	220
Figure 4:49 - Personnel Roadmap: Availability.....	221
Figure 4:50 - Personnel Roadmap: Evolution.....	222
Figure 4:51 - Personnel Roadmap: Forecast.....	223
Figure 4:52 - Personnel Traceability.....	224
Figure 4:53 - Resources Taxonomy.....	224
Figure 4:54 - Resources Structure.....	226
Figure 4:55 - Resources Connectivity.....	227
Figure 4:56 - Resources Processes.....	228
Figure 4:57 - Resources States.....	229
Figure 4:58 - Resources Sequences.....	230
Figure 4:59 - Resources Constraints.....	231
Figure 4:60 - Resources Roadmap: Evolution.....	232

Figure 4:61 - Resources Roadmap: Forecast	233
Figure 4:62 - Resources Traceability	234
Figure 4:63 - Security Controls.....	235
Figure 4:64 - Security Taxonomy	236
Figure 4:65 - Security Structure.....	237
Figure 4:66 - Security Connectivity.....	238
Figure 4:67 - Security Processes.....	239
Figure 4:68 - Security Constraints	240
Figure 4:69 - Security Traceability	242
Figure 4:70 - Project Taxonomy	243
Figure 4:71 - Project Structure.....	244
Figure 4:72 - Project Connectivity.....	245
Figure 4:73 - Project Processes.....	246
Figure 4:74 - Project Roadmap	247
Figure 4:75 - Project Traceability	248
Figure 4:76 - Standards Taxonomy.....	249
Figure 4:77 - Standards Structure	250
Figure 4:78 - Standards Roadmap.....	251
Figure 4:79 - Standards Traceability.....	252
Figure 4:80 - Actual Resources Structure	253
Figure 4:81 - Actual Resources Connectivity.....	254
Figure 4:82 - Actual Resources Traceability	254
Figure 4:83 - Motivation: Requirements.....	255
Figure 4:84 - Information: Operational Information	256
Figure 4:85 - Information: Resources Information.....	257
Figure 4:86 - Parameters: Environment.....	258
Figure 4:87 - Parameters: Measurements	259
Figure 4:88 - Parameters: Risk	260

Preface

OMG

Founded in 1989, the Object Management Group, Inc. (OMG) is an open membership, not-for-profit computer industry standards consortium that produces and maintains computer industry specifications for interoperable, portable and reusable enterprise applications in distributed, heterogeneous environments. Membership includes Information Technology vendors, end users, government agencies and academia. OMG member companies write, adopt, and maintain its specifications following a mature, open process. OMG's specifications implement the Model Driven Architecture® (MDA®), maximizing ROI through a full-lifecycle approach to enterprise integration that covers multiple operating systems, programming languages, middleware and networking infrastructures, and software development environments. OMG's specifications include: UML® (Unified Modeling Language™); CORBA® (Common Object Request Broker Architecture); CWM™ (Common Warehouse Metamodel); and industry-specific standards for dozens of vertical markets. More information on the OMG is available at <http://www.omg.org/>.

OMG Specifications

As noted, OMG specifications address middleware, modeling and vertical domain frameworks. All OMG Specifications are available from this URL: <http://www.omg.org/spec>

Specifications are organized by the following categories:

Business Modeling Specifications^[1]

Middleware Specifications

- CORBA/IIOP
- Data Distribution Services
- Specialized CORBA IDL/Language Mapping Specifications

Modeling and Metadata Specifications

- UML, MOF, CWM, XMI
- UML Profile Specifications

Platform Independent Model (PIM) - Platform Specific Model (PSM) - Interface Specifications

- CORBAServices
- CORBAFacilities
- OMG Domain Specifications
- CORBA Embedded Intelligence Specifications
- CORBA Security Specifications

All of OMG's formal specifications may be downloaded without charge from our website. (Products implementing OMG specifications are available from individual suppliers.) Copies of specifications, available in PostScript and PDF format, may be obtained from the Specifications Catalog cited above or by contacting the Object Management Group, Inc. at: OMG Headquarters 109 Highland Avenue, Needham, MA 02494 USA Tel: +1- 781-444-0404 Fax: +1-781-444-0320 Email: pubs@omg.org

Certain OMG specifications are also available as ISO standards. Please consult <http://www.iso.org>

Typographical Conventions

The type styles shown below are used in this document to distinguish programming statements from ordinary English. However, these conventions are not used in tables or section headings where no distinction is necessary.

Times/Times New Roman - 10 pt.: Standard body text

Helvetica/Arial - 10 pt. Bold: OMG Interface Definition Language (OMG IDL) and syntax elements.

Courier - 10 pt. Bold: Programming language elements.

Helvetica/Arial - 10 pt: Exceptions

Note – Terms that appear in *italics* are defined in the glossary. Italic text also represents the name of a document, specification, or other publication.

Issues

All OMG specifications are subject to continuous review and improvement. As part of this process, we encourage readers to report any ambiguities, inconsistencies, or inaccuracies they may find by completing the Issue Reporting Form listed on the main web page <http://www.omg.org>, under Documents, Report a Bug/Issue (<http://issues.omg.org/issues/create-new-issue>).

1. Introduction

1.1 Overview

There are two types of text documents in this specification: normative and informative.

The normative parts are:

1. The UAF Domain Metamodel (DMM) (document dtc/21-12-06) establishes the underlying foundational modeling constructs to be used in modeling an enterprise and major entities within the enterprise. It provides the definition of concepts, relationships, and UAF Grid view specifications. The UAF DMM is the basis for any implementation of UAF including non-UML/SysML implementations.
2. The UAF Modeling Language (UAFML) (this document dtc/21-12-07) provides the modeling language specification for implementing the UAF DMM using UML/SysML.

The informative parts are:

3. The UAF Traceability, Appendix A (document dtc/21-12-10), provides the mappings between UAF versions and the frameworks (DoDAF, MODAF, NAF) and languages (SysML, BPMN) that contribute to the UAF.
4. The UAF Sample Problem, Appendix B (document dtc/21-12-12), illustrates a practical usage of UAF using a search and rescue example.
5. The Enterprise Architecture Guide (EAG) for UAF, Appendix C (document dtc/21-12-13), provides a structured approach to construct an EA architecture using the UAFML. The EA Guide is intended to be used in conjunction with the Sample Problem for a Search and Rescue Mission, UAF Sample Problem, Appendix B. The approach defined in this Guide is just one way to approach architectures when using UAF and is intended to be informative only, and not an official OMG-mandated approach.

This document specifies a UAF profile to enable practitioners to express architectural model elements and organize them in a set of viewpoints, aspects, and view specifications (specified in the UAF DMM) that support the specific needs of end users in defense and commercial industry.

The UAFML defines a set of stereotypes and model elements and relationships to satisfy the requirements of the UPDM 3.0 RFP and the UAF DMM. This document specifies the language architecture in terms of UML profiling mechanism.

A number of UAFML stereotypes inherit from SysML stereotypes where reuse of SysML semantics is necessary. The reusable portions of the SysML specification are not included directly in the specification but are made explicit through the stereotype inheritance.

2. Additional Information

2.1 Language Architecture

The UAFML specification reuses a subset of UML 2.5.1 and SysML 1.7 and provides additional extensions needed to address requirements in the UPDM 3.0 RFP Mandatory Requirements. Those requirements form the basis for this document. This document describes the language architecture in terms of the UML 2.5.1 and SysML 1.7 parts that are reused and the defined UML 2.5.1 extensions; and specifies how to implement UAFML. This clause explains design principles and how they are applied to define the UAFML architecture.

2.2 Core Principles

The fundamental design principles for UAFML are:

- **Requirements-driven:** UAFML is intended to satisfy the requirements of the UPDM 3.0 RFP Mandatory Requirements.
- **UAF Domain Metamodel (DMM) driven:** The DMM served as a foundation for profile development.
- **Reuse of existing specifications:** UAFML reuses UML/SysML wherever practical to satisfy the requirements of the UAFP 3.0 RFP and leverage features from both UML and SysML to provide a robust modeling capability. Consequently, UAFML is intended to be relatively easy to implement for vendors who support UML 2.x and SysML 1.x.
- **Compliance levels:** UAFML has a single compliance level based upon a combination of the reuse of UML and SysML elements. It is expected that the views that are created as result of this profile have frames that reflect the underlying SysML diagram type that is used as the basis for the view. It also expected that the graphical notation used to display elements within those views correspond to the standard SysML graphical notation of the SysML/UML metaclass that the stereotype extends.
- **Interoperability:** UAFML inherits the XMI interchange capability from UML. The UAFML specification reuses a subset of UML 2.5.1 and provides additional extensions needed to address requirements in the UPDM 3.0 RFP Mandatory Requirements.

2.3 Representing Stereotype Constraints

The UAF Modeling Language uses an enhanced standard notation to represent metaconstraints graphically in the UAFML diagrams to improve readability of the UAFML specification and overcome limitations of being unable to visualize constraints diagrammatically in UML.

The metaconstraints appears in the UAFML specification diagrams for visualization purposes only, however the representation in the XMI is as a UML constraint, specified in structured English. These constraints are implementable in a tool, by OCL for example.

A simple UML profile defines these metaconstraints.

The following subsections detail the metaconstraint profile definition within the UAFML profile.

2.3.1 Metaconstraint dependency

«metaconstraint» is a stereotype that extends the Dependency metaclass. It is used to specify constrained elements within the profile.

A sample of the «metaconstraint» dependency is a diagram for stereotype extending the Dependency metaclass.

MapsToCapability is a UAFML stereotype that extends Abstraction (a type of Dependency in UML). The constraint on this stereotype is that its client end must be stereotyped by an Activity (which is abstract) and its supplier end must be stereotyped by a Capability. But as it is not possible to show this constraint graphically the diagram does not communicate the needed information. We then use the "metaconstraint" dependency to visualize the constraint.

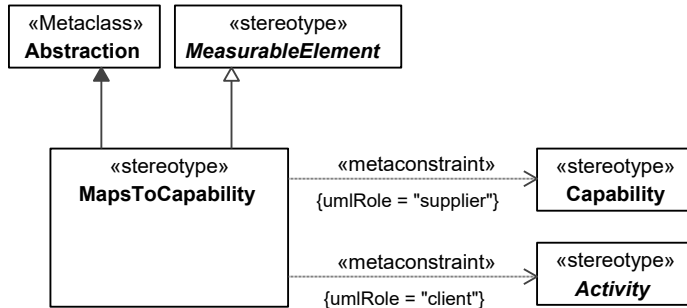


Figure 2:1 – MapsToCapability Stereotype

With the metaconstraint dependency added to the diagram (see Figure) which shows that MapsToCapability is a stereotype extending the Abstraction metaclass, that inherits the properties of a MeasurableElement and is used for modeling a relationship between an Activity (or its specializations) and a Capability (or its specializations). A Dependency stereotyped MapsToCapability must have its values for the client property stereotyped as an Activity, and its values for the supplier property must be stereotyped Capability.

Note – When stereotype extends Connector, the stereotype property umlRole has values "end[0].role" and "end[1].role." For example:

This is done because Connector has no direct "linkage" to the connected element; it links to the Connector Ends, which references the linked element. So, end[n] gives the reference to the ConnectorEnd, and role gives the reference to the linked element.

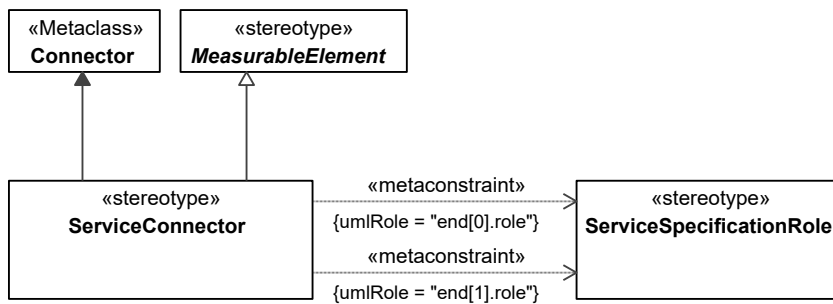


Figure 2:1 – Connector Extension

2.3.2 Metarelationship dependency

«metarelationship» is a stereotype for dependency, showing that certain domain concepts will be implemented using regular UML relationships.

For example: A Capability may depend on other Capabilities or be subtype of a Capability, but this concept cannot be visualized on the diagram:

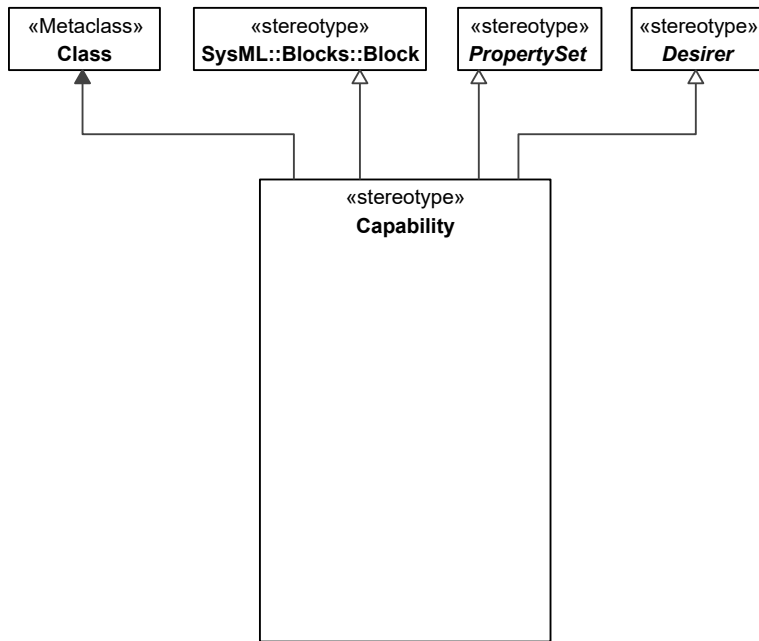


Figure 2:3 – Capabilities Generalization

We are using the «metarelationship» dependency to visualize the dependency and the generalization concept.

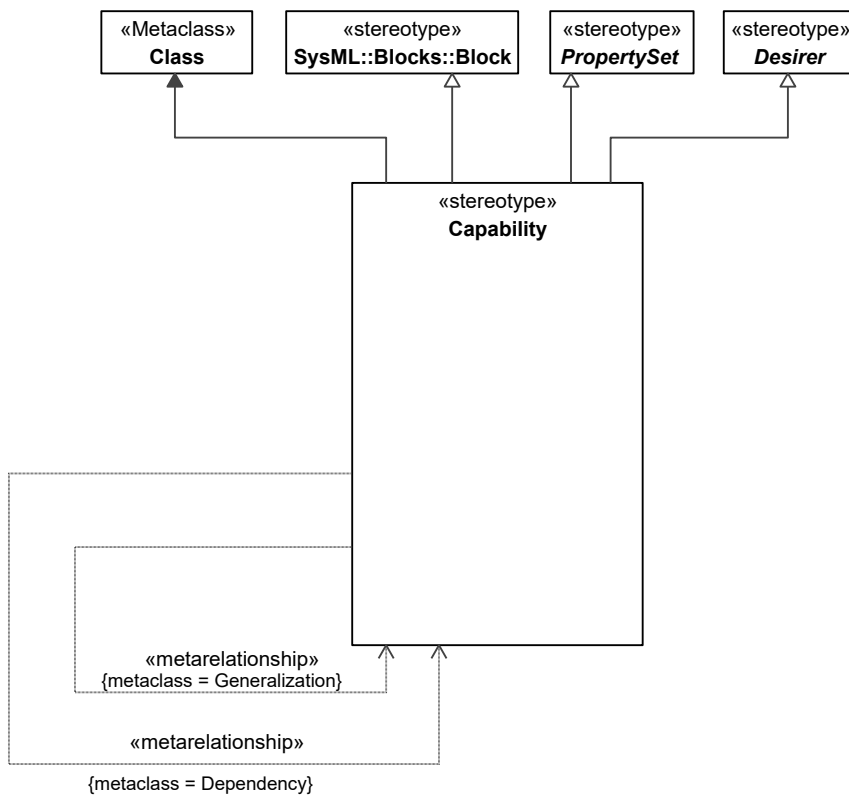


Figure 2:4 – Visualizing «metarelationship»

This diagram should be read as follows:

Capability may have other Capabilities related to it, using the UML Dependency metaclass and it may have sub types of Capabilities related to it, using the the UML Generalization metaclass.

The «metarelationship» dependency will appear only in the specification diagrams, but not the profile XML.

2.3.3 Stereotyped relationship dependency

Although the «metarelationship» dependency creates a good way to show the constrained ends of the stereotyped relationship, it also creates some overhead when showing the relationship between two stereotypes.

For example, Figure 2:2 below shows that elements of subtype Achiever have a stereotyped relationship called AchievedEffect with elements of type ActualState.

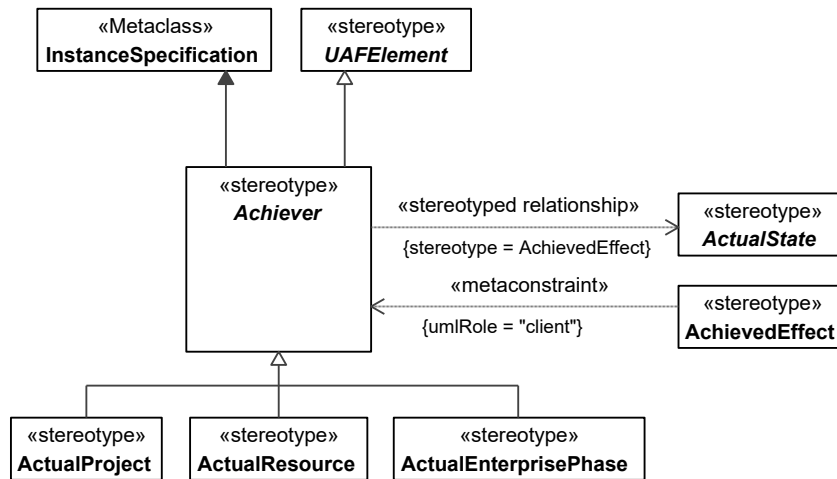


Figure 2:2 – Use of the AchievedEffect «stereotyped relationship» dependency

3. UAF Stereotypes

UAFML profile imports the entire SysML profile. This is intended to provide more seamless integration with system modeling using SysML and to be able to fully leverage the capabilities of SysML in UAFML. An example of this is the integration of Requirements into the UAFML and also the use of Parametric Diagrams and integration of elements based upon instance specifications to allow the assessment of measures within an architecture developed using UAFML.

3.1 UAF

UAF is top level profile root.

3.1.1 UAF::Architecture Management

Stakeholders: Enterprise Architects, people who want to discover the architecture, Technical Managers.

Concerns: Captures meta-data relevant to the entire architecture

Definition: Provide information pertinent to the entire architecture. Present supporting information rather than architectural models.

UAF::Architecture Management::Taxonomy

Contains the elements that contribute to the Architecture Management Taxonomy View Specification.

ActualState

Package: Taxonomy

isAbstract: Yes

Generalization: [UAFElement](#)

Extension: Element

Description

Abstract element that applies temporal extent to a set of elements realized as Instance Specifications.

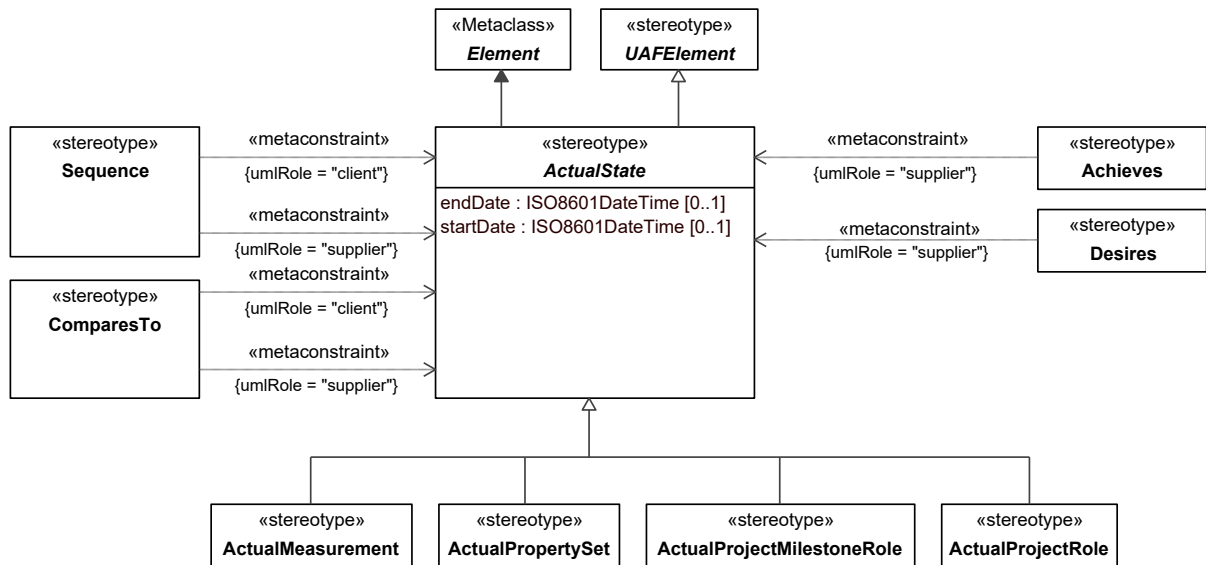


Figure 3:1 - ActualState

Attributes

endDate : ISO8601DateTime[0..1] End time for all "actual" elements.

startDate : ISO8601DateTime[0..1] Start time for all "actual" elements.

ISO8601DateTime

Package: Taxonomy

isAbstract: No

Generalization: [UAFElement](#)

Extension: LiteralString
Description

A date and time specified in the ISO8601 date-time format including timezone designator (TZD): YYYY-MM-DDThh:mm:ssTZD.

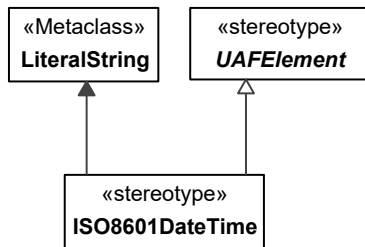


Figure 3:2 - ISO8601DateTime

UAF::Architecture Management::Connectivity

Contains the elements that contribute to the Architecture Management Connectivity View Specification.

Exchange

Package: Connectivity

isAbstract: Yes

Generalization: [MeasurableElement](#), ItemFlow, [SubjectOfSecurityConstraint](#)

Extension: InformationFlow
Description

Abstract grouping for OperationalExchanges and ResourceExchanges that exchange Resources.

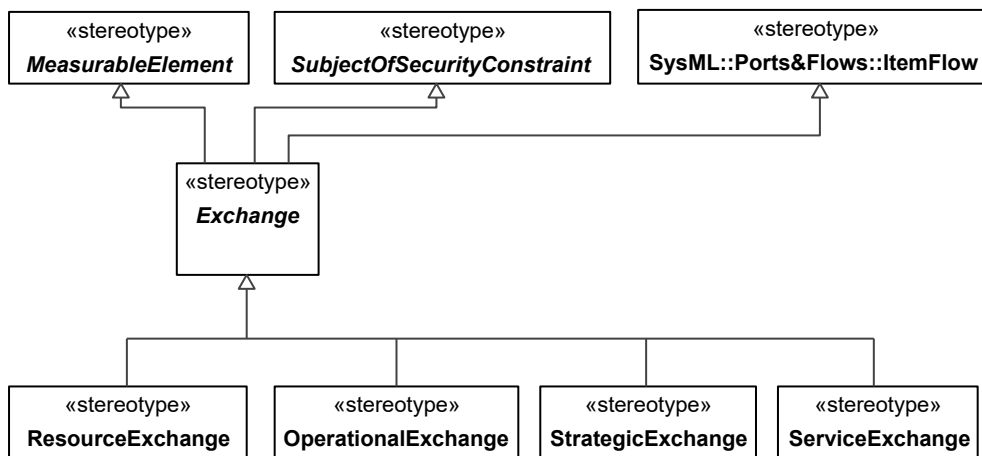


Figure 3:3 - Exchange

Resource

Package: Connectivity

isAbstract: Yes

Generalization: [PropertySet](#)

Extension: Element

Description

Abstract element grouping for all elements that can be conveyed by an Exchange.

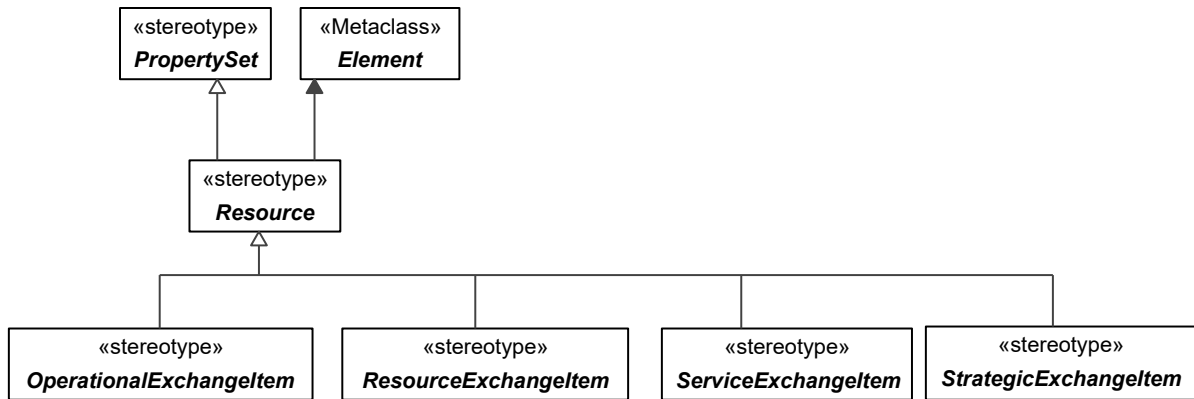


Figure 3:4 - Resource

UAF::Architecture Management::Processes

Contains the elements that contribute to the Architecture Management Processes View Specification.

Activity

Package: Processes

isAbstract: Yes

Generalization: [MeasurableElement](#), [AffectableElement](#)

Extension: Activity

Description

An abstract element that represents a behavior or process (i.e. a Function or OperationalActivity) that can be performed by a Performer.

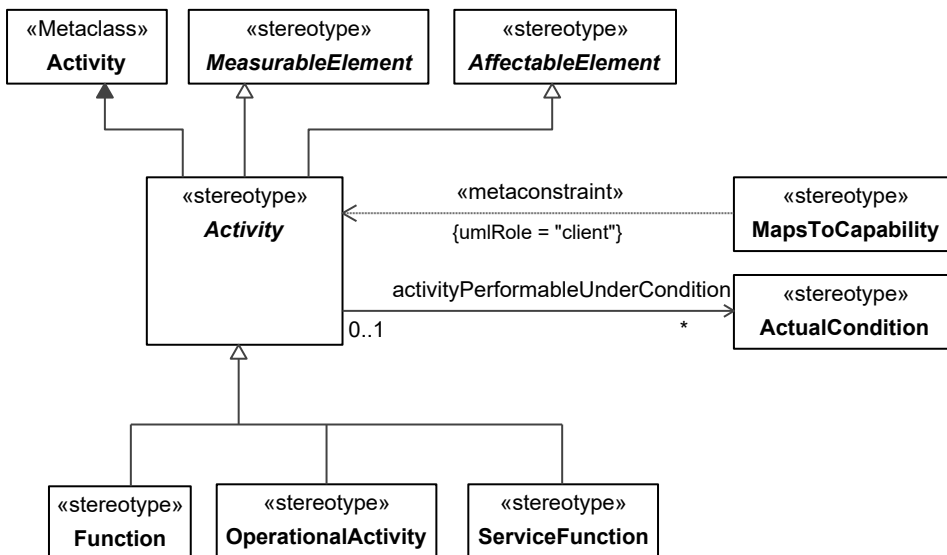


Figure 3:5 - Activity

Associations

activityPerformableUnderCondition : ActualCondition[*] The environment under which an activity is performed.

CapableElement

Package: Processes

isAbstract: Yes

Generalization: [UAFElement](#)

Extension: Element

Description

An abstract type that represents a structural element that can exhibit capabilities.

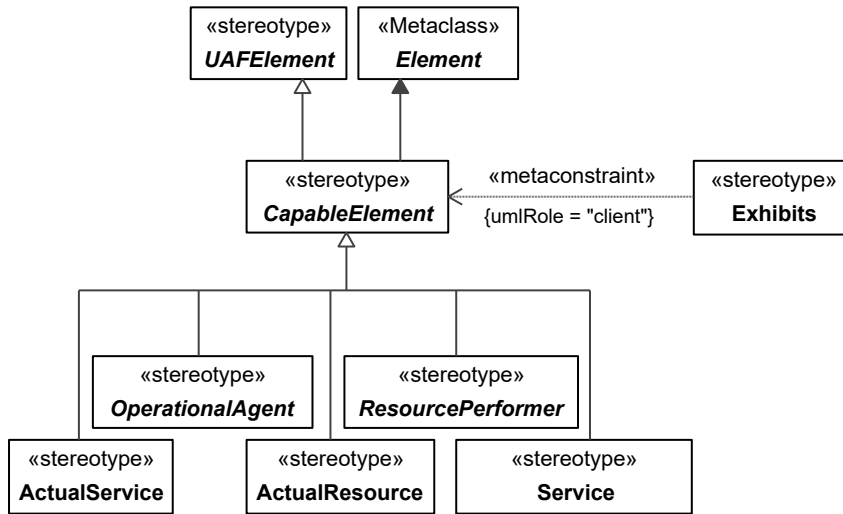


Figure 3:6 - CapableElement

IsCapableToPerform

Package: Processes

isAbstract: No

Generalization: [MeasurableElement](#), Allocate

Extension: Abstraction

Description

An Abstraction relationship defining the traceability between the structural elements to the Activities that they can perform.

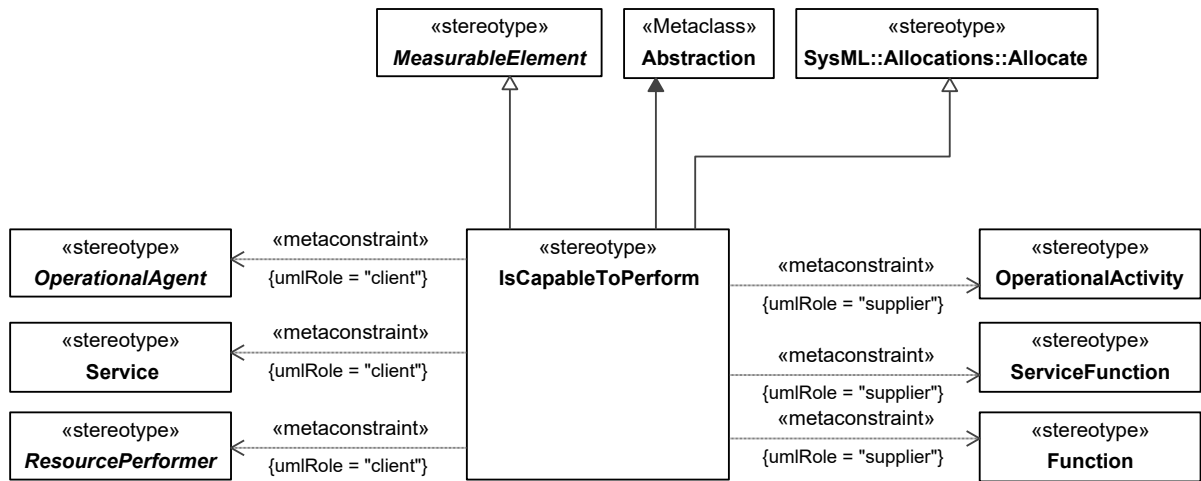


Figure 3:7 - IsCapableToPerform Constraints

[1] IsCapableOfPerforming.client

In case of value for IsCapableToPerform.supplier is stereotyped:

- a. «OperationalActivity» or its specializations, values for the client metaproperty must be stereotyped by any of specializations of «OperationalAgent»,
- b. «ServiceFunction» or its specializations, values for the client metaproperty must be stereotyped «Service» or its specializations,
- c. «Function» or its specializations, except for «ProjectActivity», values for the client metaproperty must be stereotyped by any of specializations of «ResourcePerformer»,
- d. «ProjectActivity» or its specializations, values for the client metaproperty must be stereotyped by any of specializations of «Project».

[2] IsCapableOfPerforming.supplier

In case of value for IsCapableToPerform.client is stereotyped:

- a. by a specialization of «OperationalAgent», values for the supplier metaproperty must be stereotyped «OperationalActivity» or its specializations,
- b. «Service» or its specializations, values for the supplier metaproperty must be stereotyped «ServiceFunction» or its specializations,
- c. by a specialization of «ResourcePerformer», values for the supplier metaproperty must be stereotyped «Function» or its specializations, except for «ProjectActivity»,
- d. by a specialization of «Project», values for the supplier metaproperty must be stereotyped «ProjectActivity» or its specializations.

PerformsInContext

Package: Processes

isAbstract: No

Generalization: [MeasurableElement](#), Allocate

Extension: Abstraction

Description

An abstraction relationship that relates an OperationalAction to a OperationalRole, or a FunctionAction to a ResourceRole. It indicates that the action can be carried out by the role when used in a specific context or configuration.

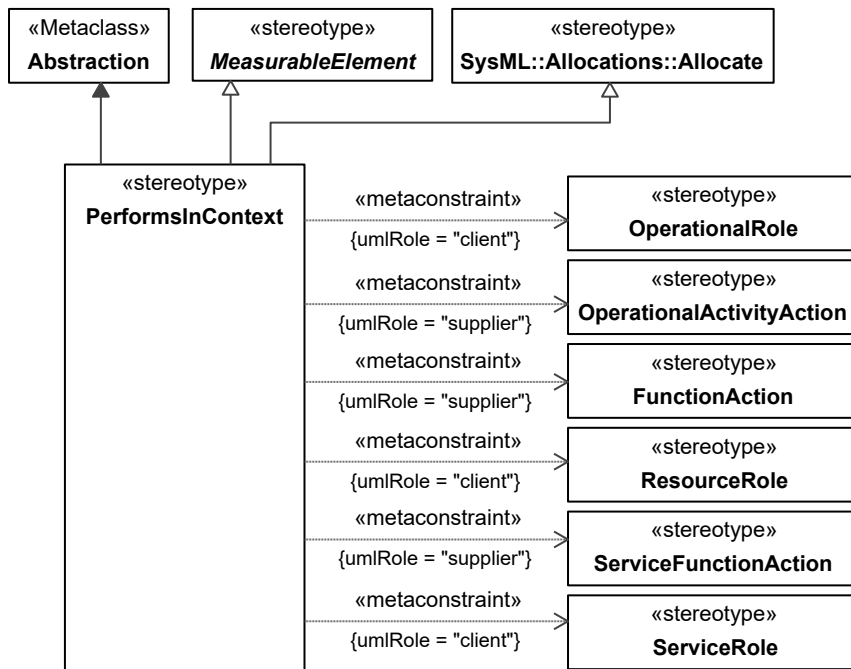


Figure 3:8 - PerformsInContext Constraints

- [1] PerformsInContext.client In case of value for PerformsInContext.supplier is stereotyped:
- a. «OperationalActivityAction» or its specializations, values for the client metaproperty must be stereotyped «OperationalRole» or its specializations,
 - b. «ServiceFunctionAction» or its specializations, values for the client metaproperty must be stereotyped «ServiceRole» or its specializations,
 - c. «FunctionAction» or its specializations, except for «ProjectActivityAction», values for the client metaproperty must be stereotyped «ResourceRole» or its specializations.
 - d. «ProjectActivityAction» or its specializations, values for the client metaproperty must be stereotyped «ProjectRole» or its specializations.
- [2] PerformsInContext.supplier In case of value for PerformsInContext.client is stereotyped:
- a. «OperationalRole» or its specializations, values for the supplier metaproperty must be stereotyped «OperationalActivityAction» or its specializations,
 - b. «ServiceRole» or its specializations, values for the supplier metaproperty must be stereotyped «ServiceFunctionAction» or its specializations,
 - c. «ResourceRole» or its specializations, values for the supplier metaproperty must be stereotyped «FunctionAction» or its specializations.

UAF::Architecture Management::Information

Contains the elements that contribute to the Architecture Management Information View Specification.

Alias

Package: Information

isAbstract: No

Generalization: [MeasurableElement](#)

Extension: Comment

Description

A metamodel Artifact used to define an alternative name for an element.

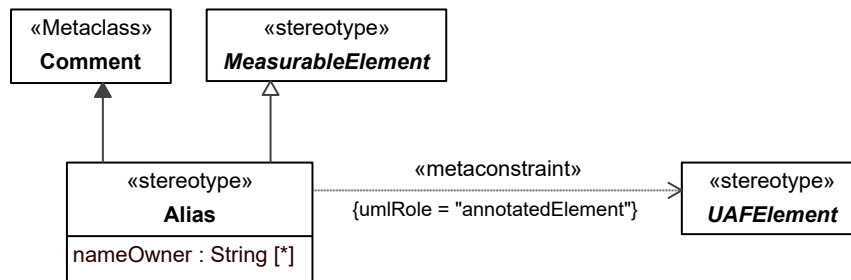


Figure 3:9 - Alias

Attributes

nameOwner : String[*] Someone or something that uses this alternative name.

Constraints

[1] Alias.annotatedElement Value for the annotatedElement metaproperty must be stereotyped by the specialization of «UAFElement».

ArchitectureMetadata

Package: Information

isAbstract: No

Generalization: [Metadata](#)

Extension: Comment

Description

Information associated with an ArchitecturalDescription, that supplements the standard set of tags used to summarize the Architecture. It states things like what methodology was used, notation, etc.

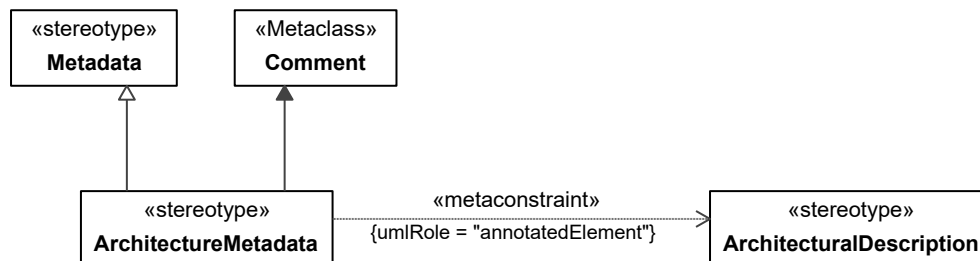


Figure 3:10 - ArchitectureMetadata

Constraints

[1] ArchitectureMetadata.annotatedElement Value for the annotatedElement metaproperty must be stereotyped «ArchitecturalDescription» or its specializations.

Definition

Package: Information

isAbstract: No

Generalization: [MeasurableElement](#)

Extension: Comment

Description

A comment containing a description of an element in the architecture.

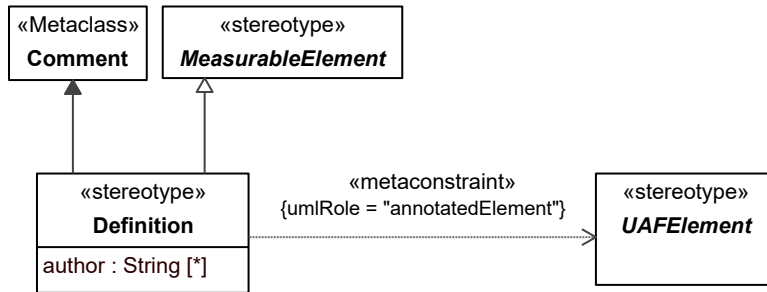


Figure 3:11 - Definition

Attributes

author : The original or current person (architect) responsible for the Definition.

Constraints

[1] Definition.annotatedElement Value for the annotatedElement metaproperty must be stereotyped by the specialization of «UAFElement».

Information

Package: Information

isAbstract: No

Generalization: [MeasurableElement](#)

Extension: Comment

Description

A comment that describes the state of an item of interest in any medium or form -- and is communicated or received.

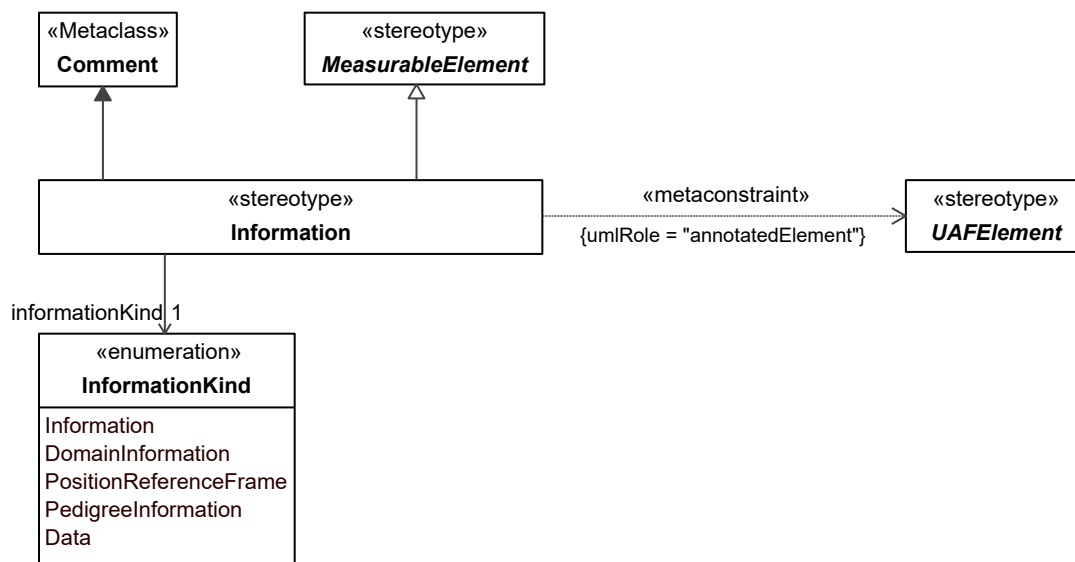


Figure 3:12 - Information

Associations

informationKind : InformationKind[1] Captures the kind of information.

Constraints

[1] Information.annotatedElement Value for the annotatedElement metaproperty must be stereotyped by a specialization of «UAFElement».

InformationKind

Package: Information

isAbstract: No

Description

Enumeration of the possible kinds of Information. Its enumeration literals are:

- Information - Indicates that the Information associated with the InformationKind describes the state of a something of interest that is materialized -- in any medium or form -- and communicated or received.
- DomainInformation - Indicates that the Information associated with the InformationKind describes information within the scope or domain of the architecture.
- PositionReferenceFrame - Indicates that the Information associated with the InformationKind describes an arbitrary set of axes with reference to which the position or motion of something is described or physical laws are formulated.
- PedigreeInformation - Indicates that the Information associated with the InformationKind describes information pedigree.
- Data - Indicates that the Information associated with the InformationKind describes the representation of information in a formalized manner suitable for communication, interpretation, or processing by humans or by automatic means. Examples could be whole models, packages, entities, attributes, classes, domain values, enumeration values, records, tables, rows, columns, and fields.

InformationModel

Package: Information

isAbstract: No

Generalization: [SubjectOfOperationalConstraint](#), [SubjectOfResourceConstraint](#)

Extension: Package

Description

A structural specification of information types, showing relationships between them. The type of information captured in the InformationModel is described using the enumeration InformationModelKind (Conceptual, Logical, and Physical).

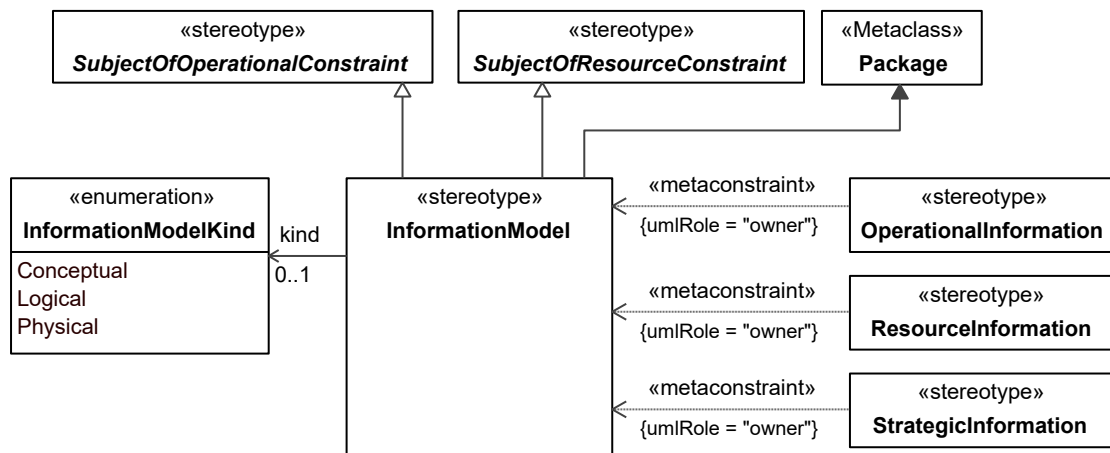


Figure 3:13 - InformationModel

Associations

kind : InformationModelKind[] Captures the kind of InformationModel being represented, Conceptual, Logical or Physical.

InformationModelKind

Package: Information

isAbstract: No

Description

Enumeration of the possible kinds of InformationModel. Its enumeration literals are:

- Conceptual - Indicates that the InformationModel associated with the InformationModelKind is a conceptual InformationModel that defines the required high-level data concepts and their relationships.
- Logical - Indicates that the InformationModel associated with the InformationModelKind is a logical data model that allows analysis of an architecture's data definition aspect, without consideration of implementation specific or product specific issues. It details the conceptual data model.
- Physical - Indicates that the InformationModel associated with the InformationModelKind is a physical data model that is an implementable specification of a data structure. A physical data model realizes a logical data model, taking into account implementation restrictions and performance issues while still enforcing the constraints, relationships and typing of the logical data model.

Metadata

Package: Information

isAbstract: No

Generalization: [MeasurableElement](#)

Extension: Comment

Description

A comment that can be applied to any element in the architecture. The attributes associated with this element details the relationship between the element and its related dublinCoreElement, metaDataScheme, category and name. This allows the element to be referenced using the Semantic Web.

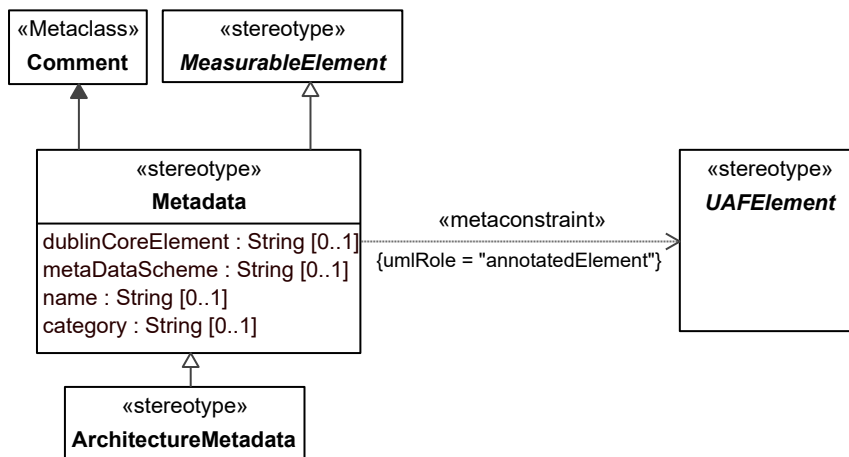


Figure 3:14 - Metadata

Attributes

category : String[0..1]	Defines the category of a Metadata element example: http://purl.org/dc/terms/abstract .
dublinCoreElement : String[0..1]	A metadata category that is a DublinCore tag.
metaDataScheme : String[0..1]	A representation scheme that defines a set of Metadata.
name : String[0..1]	The name of the Metadata.

Constraints

[1] Metadata.annotatedElement	Value for the annotatedElement metaproperty must be stereotyped by a specialization of «UAFElement».
-------------------------------	--

SameAs

Package: Information

isAbstract: No

Generalization: [MeasurableElement](#)

Extension: Dependency

Description

A dependency relationship that asserts that two elements refer to the same real-world thing.

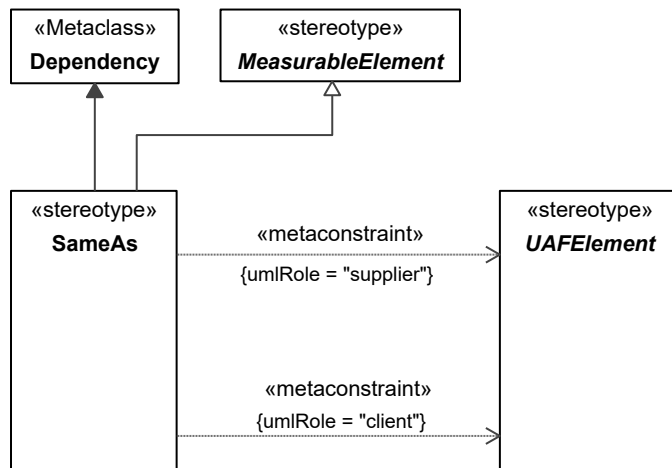


Figure 3:15 - SameAs
Constraints

- [1] SameAs.client Values for the client metaproperty must be stereotyped by the specialization of «UAFEElement».
- [2] SameAs.supplier Values for the supplier metaproperty must be stereotyped by the specialization of «UAFEElement».

UAF::Architecture Management::Constraints

Contains the elements that contribute to the Architecture Management Constraints View Specification.

Rule

Package: Constraints

isAbstract: Yes

Generalization: [MeasurableElement](#)

Extension: Constraint

Description

An abstract grouping for all types of constraint (i.e. an OperationalConstraint could detail the rules of accountancy best practice).

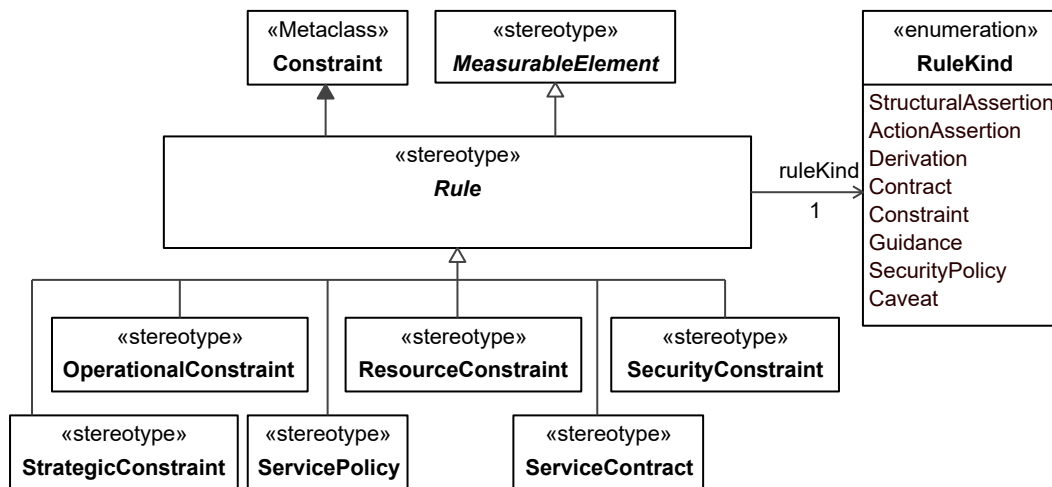


Figure 3:16 - Rule

Associations

ruleKind : RuleKind[1] Captures the kind of Rule that is being described.

RuleKind

Package: Constraints

isAbstract: No

Description

Enumeration of the possible kinds of Rules applicable to constraints. Its enumeration literals are:

- StructuralAssertion - Indicates that the Rule associated with the RuleKind is a statement that details that something of importance either exists as a concept of interest or exists in relationship to another thing of interest.
- ActionAssertion - Indicates that the Rule associated with the RuleKind is a statement that concerns some dynamic aspect.
- Derivation - Indicates that the Rule associated with the RuleKind is a statement that details a Rule derived from another Rule.
- Contract - Indicates that the Rule associated with the RuleKind is a statement that details a consent among parties regarding the terms and conditions of activities that said parties participate in.
- Constraint - Indicates that the Rule associated with the RuleKind is a statement that details a limitation, e.g. business rule, restraint, operational limitation.
- Guidance - Indicates that the Rule associated with the RuleKind is a statement that details an authoritative statement intended to lead or steer the execution of actions.
- SecurityPolicy - Indicates that the Rule associated with the RuleKind is a statement that details a constraint that specifies policy for information handling, physical security, encryption, etc.
- Caveat - Indicates that the Rule associated with the RuleKind is a statement that details alternate conditions under which the rule is not valid.

UAF::Architecture Management::Traceability

Contains the elements that contribute to the Architecture Management Traceability View Specification.

ArchitecturalReference

Package: Traceability

isAbstract: No

Generalization: [MeasurableElement](#)

Extension: Dependency

Description

A dependency relationship that specifies that one architectural description refers to another.

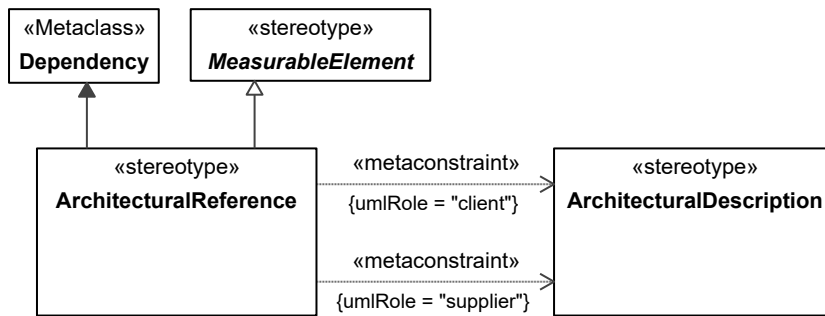


Figure 3:17 - ArchitecturalReference

Constraints

- [1] ArchitecturalReference.client Value for the client metaproperty must be stereotyped «ArchitecturalDescription» or its specializations.
- [2] ArchitecturalReference.supplier Value for the supplier metaproperty must be stereotyped «ArchitecturalDescription» or its specializations.

ComparesTo

Package: Traceability

isAbstract: No

Generalization: Trace, [MeasurableElement](#)

Extension: Abstraction

Description

An abstraction relationship relating the effect that is achieved with the originally expected DesiredEffect. Providing a means of comparison, between the expectation of the desirer and the actual result.

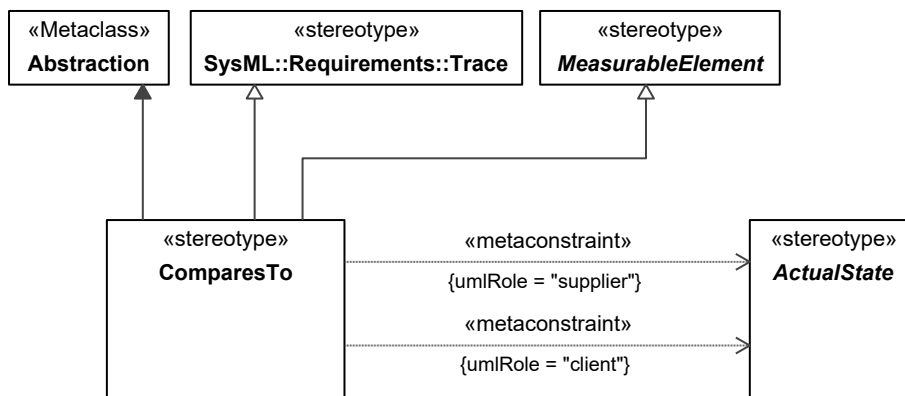


Figure 3:18 - ComparesTo

Constraints

- [1] ComparesTo.client Value for the client metaproperty must be stereotyped by any of specializations of «ActualState».
- [2] ComparesTo.supplier Value for the supplier metaproperty must be stereotyped by any of specializations of «ActualState».

Implements

Package: Traceability

isAbstract: No

Generalization: Allocate, [MeasurableElement](#)

Extension: Abstraction
Description

An abstraction relationship that defines how an element in the upper layer of abstraction is implemented by a semantically equivalent element (for example tracing the Functions to the OperationalActivities) in the lower level of abstraction.

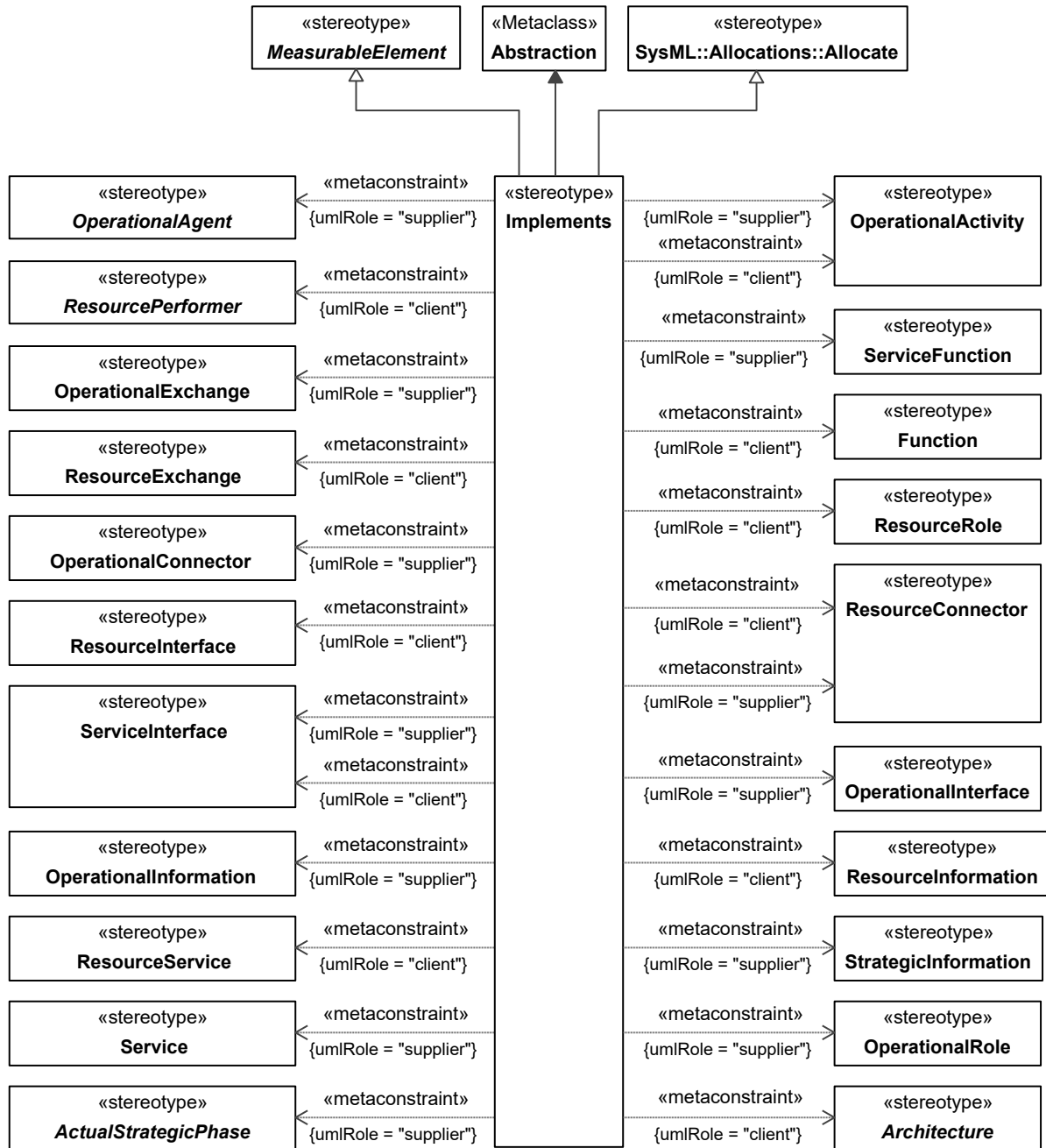


Figure 3:19 - Implements

Constraints

[1] Implements.client In case of value for Implements.supplier is stereotyped:

- a. by any of specializations of «OperationalAgent», values for the client metaproperty must be stereotyped by any of specializations of «ResourcePerformer»,
- b. «OperationalActivity» or its specializations, values for the client metaproperty must be stereotyped «Function» or its specializations,
- c. «ServiceFunction» or its specializations, values for the client metaproperty must be stereotyped «Function» or its specializations,
- d. «ServiceInterface» or its specializations, values for the client metaproperty must be stereotyped «ResourceInterface» or its specializations,
- e. «OperationalInterface» or its specializations, values for the client metaproperty must be stereotyped «ResourceInterface» or its specializations,
- f. «OperationalConnector» or its specializations, values for the client metaproperty must be stereotyped «ResourceConnector» or its specializations,
- g. «OperationalExchange» or its specializations, values for the client metaproperty must be stereotyped «ResourceExchange» or its specializations,
- h. «OperationalRole» or its specializations, values for the client metaproperty must be stereotyped «ResourceRole» or its specializations,
- i. «ResourceConnector» or its specializations, values for the client metaproperty must be stereotyped «ResourceConnector» or its specializations,
- j. «OperationalInformation» or its specializations, values for the client metaproperty must be stereotyped «ResourceInformation» or its specializations.
- k. by any of specializations of «ActualStrategicPhase», values for the client metaproperty must be stereotyped by any of specializations of «Architecture» or «OperationalActivity».
- l. «Service» or its specializations, values for the supplier metaproperty must be stereotyped «ResourceService» or its specializations.
- m. «StrategicInformation» or its specializations, values for the client metaproperty must be stereotyped «OperationalInformation» or its specializations.

[2] Implements.supplier In case of value for Implements.client is stereotyped:

- a. by any of specializations of «ResourcePerformer», values for the supplier metaproperty must be stereotyped by any of specializations of «OperationalAgent»,
- b. «Function» or its specializations, values for the supplier metaproperty must be stereotyped «OperationalActivity», «ServiceFunction» or their specializations,
- c. «ResourceInterface» or its specializations, values for the supplier metaproperty must be stereotyped «ServiceInterface», «OperationalInterface», or their specializations,
- d. «ResourceConnector» or its specializations, values for the supplier metaproperty must be stereotyped «OperationalConnector», «ResourceConnector» or their specializations,
- e. «ResourceExchange» or its specializations, values for the supplier metaproperty must be stereotyped «OperationalExchange» or its specializations,
- f. «ResourceRole» or its specializations, values for the supplier metaproperty must be stereotyped «OperationalRole» or its specializations,
- g. «OperationalActivity» or its specializations, values for the supplier metaproperty must be stereotyped «ActualStrategicPhase» or its specializations,
- h. «ResourceInformation» or its specializations, values for the supplier metaproperty must be stereotyped «OperationalInformation» or its specializations.
- i. by any of specializations of «Architecture», values for the supplier metaproperty must be stereotyped by any of specializations of «ActualStrategicPhase».
- j. «ResourceService» or its specializations, values for the supplier metaproperty must be stereotyped «Service» or its specializations.
- k. «OperationalInformation» or its specializations, values for the supplier metaproperty must be stereotyped «StrategicInformation» or its specializations.

Sequence

Package: Traceability

isAbstract: No

Generalization: [MeasurableElement](#)

Extension: Dependency
Description

A dependency relationship that asserts one Individual's temporal extent is completely before the temporal extent of another.

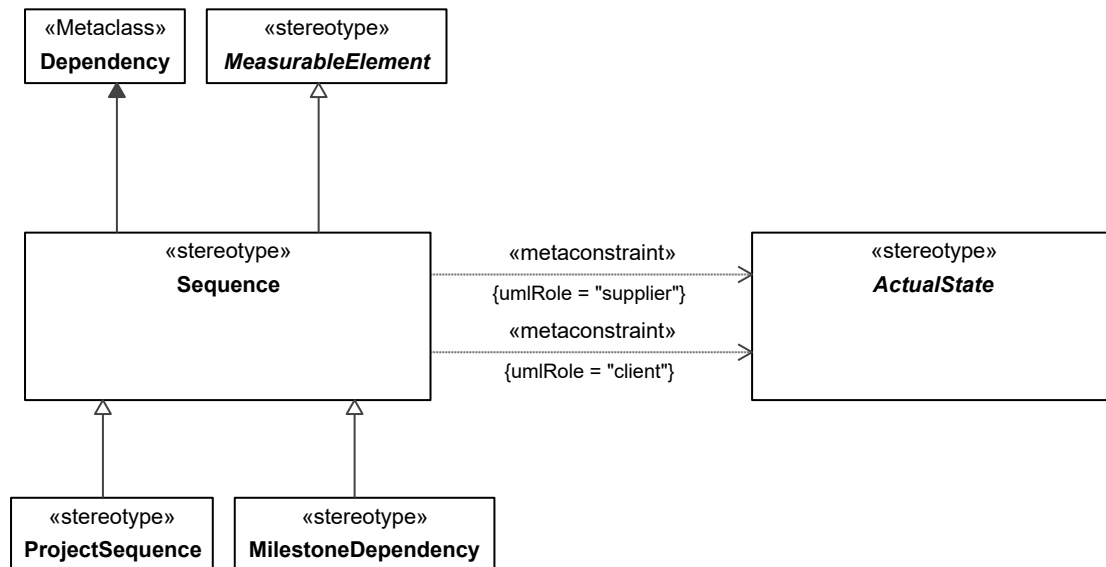


Figure 3:20 - Sequence

Constraints

- [1] Sequence.client Value for the client metaproperty must be stereotyped by any of specializations of «ActualState».
- [2] Sequence.supplier Value for the supplier metaproperty must be stereotyped by any of specializations of «ActualState».

3.1.2 UAF::Summary and Overview

Stakeholders: Executives, PMs, Enterprise Architects.

Concerns: executive-level summary information in a consistent form.

Definition: provides executive-level summary information in a consistent form that allows quick reference and comparison between architectural descriptions. Includes assumptions, constraints, and limitations that may affect high-level decisions relating to an architecture-based work programme.

ArchitecturalDescription

Package: Summary and Overview

isAbstract: No

Generalization: [MeasurableElement](#)

Extension: Package
Description

An Architecture Description is a work product used to express the Architecture of some System Of Interest.

It provides executive-level summary information about the architecture description in a consistent form to allow quick reference and comparison between architecture descriptions -- It includes assumptions, constraints, and limitations that may affect high-level decisions relating to an architecture-based work program.

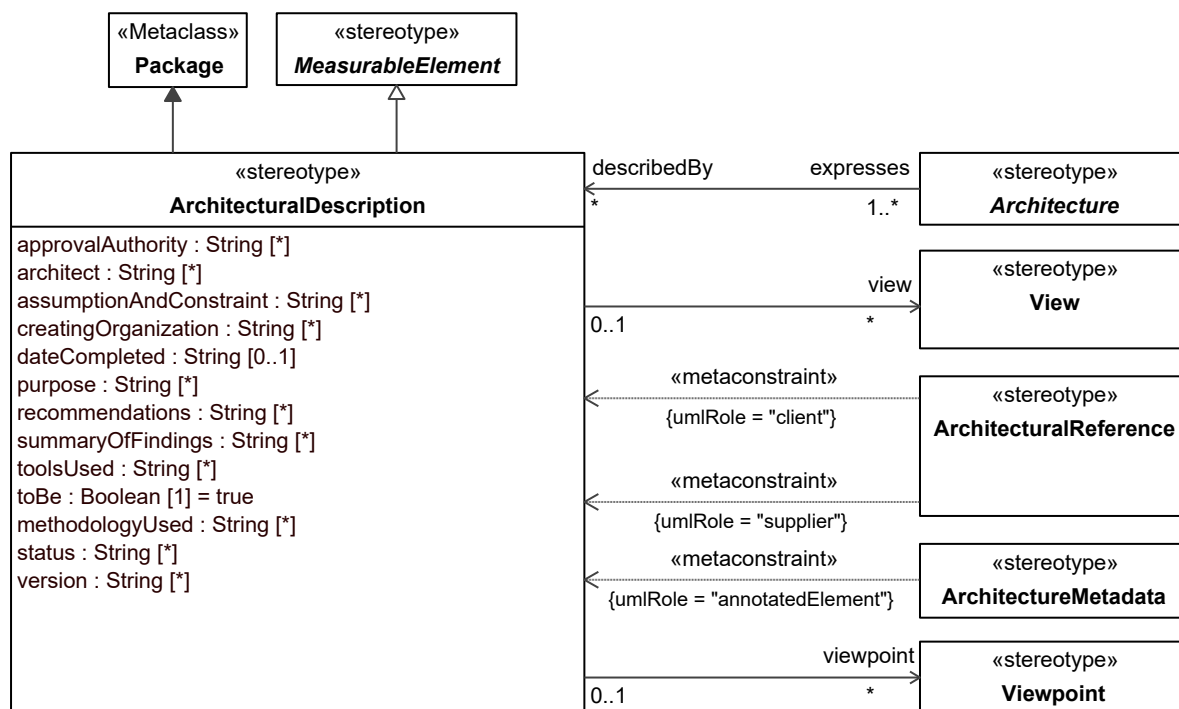


Figure 3:21 - ArchitecturalDescription

Attributes

approvalAuthority : String[*]	Someone or something that has the authority to approve the ArchitecturalDescription.
architect : String[*]	Someone responsible for the creation of ArchitecturalDescription.
assumptionAndConstraint : String[*]	Any assumptions, constraints, and limitations contained in the ArchitecturalDescription, including those affecting deployment, communications performance, information assurance environments, etc.
creatingOrganization : String[*]	The organization responsible for creating the ArchitecturalDescription.
dateCompleted : String[0..1]	Date that the ArchitecturalDescription was completed.
methodologyUsed : String[*]	Name of the documented methodology that will be or has been used in describing the architecture.
purpose : String[*]	Explains the need for the Architecture, what it will demonstrate, the types of analyses that will be applied to it, who is expected to perform the analyses, what decisions are expected to be made on the basis of each form of analysis, who is expected to make those decisions, and what actions are expected to result.
recommendations : String[*]	States the recommendations that have been developed based on the architecture effort. Examples include recommended system implementations, and opportunities for technology insertion.
status : String[*]	State of the architecture description in terms of its development, baselining, activity (e.g., active or inactive), or some other factor of importance.

summaryOfFindings : String[*]	Summarizes the findings that have been developed so far. This may be updated several times during the development of the ArchitecturalDescription.
toBe : Boolean[1]	Indicates whether the ArchitecturalDescription represents an Architecture that exists or will exist in the future.
toolsUsed : String[*]	Identifies any tools used to develop the ArchitecturalDescription as well as file names and formats if appropriate.
version : String[*]	Identifier that indicates the particular edition or revision of the architecture description.

Associations

architectureFramework : String[1]	Indicates the type of framework used.
view : View[*]	Indicates which views are used in the ArchitecturalDescription.
viewpoint : Viewpoint[*]	The architecture viewpoints used when developing the architecture description.

Architecture

Package: Summary and Overview

isAbstract: Yes

Generalization: [UAFElement](#)

Extension: Class

Description

An abstract type that represents a generic architecture. Subtypes are OperationalArchitecture, Service Architecture, and ResourceArchitecture.

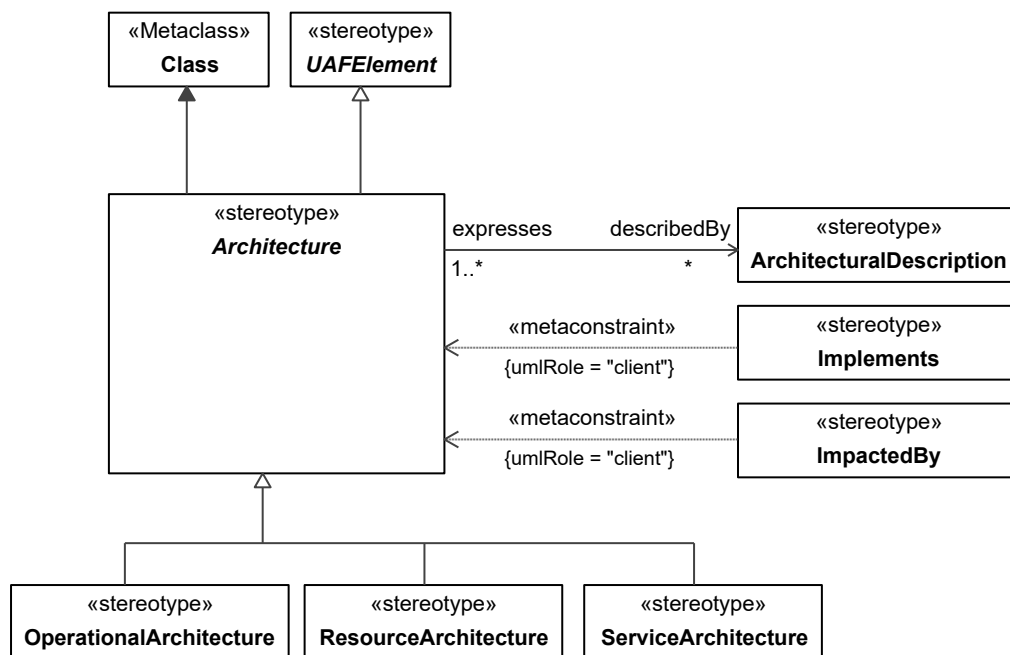


Figure 3:22 - Architecture

Associations

describedBy : ArchitecturalDescription[*]	The description of an Architecture.
---	-------------------------------------

Concern

Package: Summary and Overview

isAbstract: No

Generalization: [PropertySet](#), Block, [PhaseableElement](#)

Extension: Class

Description

A matter of relevance or importance to a stakeholder regarding an entity of interest.

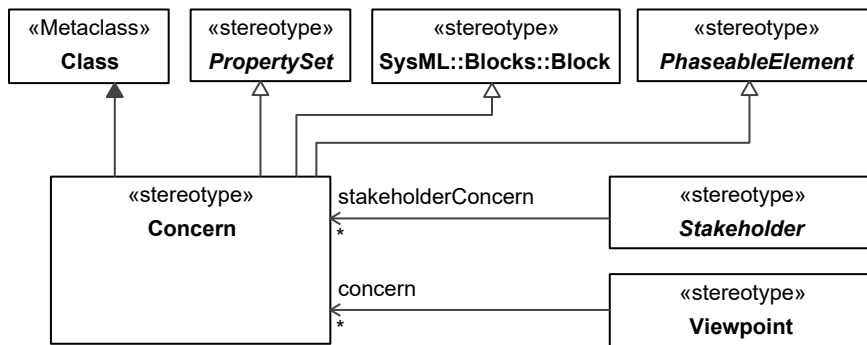


Figure 3:23 - Concern

Phases

Package: Summary and Overview

isAbstract: No

Generalization: [MeasurableElement](#)

Extension: Abstraction

Description

An abstraction relationship that exists between a PhaseableElement and an ActualStrategicPhase that it is assigned to.

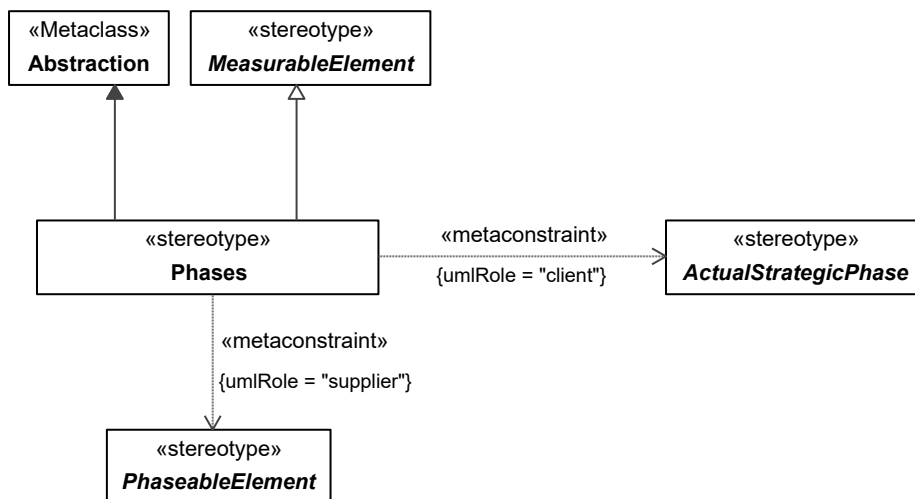


Figure 3:24 - Phases

Constraints

- [1] Phases.client Value for the client metaproperty must be stereotyped by any of specializations of «ActualStrategicPhase».
- [2] Phases.supplier Value for the supplier metaproperty must be stereotyped by any of specializations of «PhaseableElement».

Stakeholder

Package: Summary and Overview

isAbstract: Yes

Generalization: [UAFElement](#)

Extension: Element

Description

An individual organizational resource, or a type of organizational resource (both internal and external to the enterprise) who has an interest in, or is affected by, outcomes or intermediate effects generated or influenced by the enterprise.

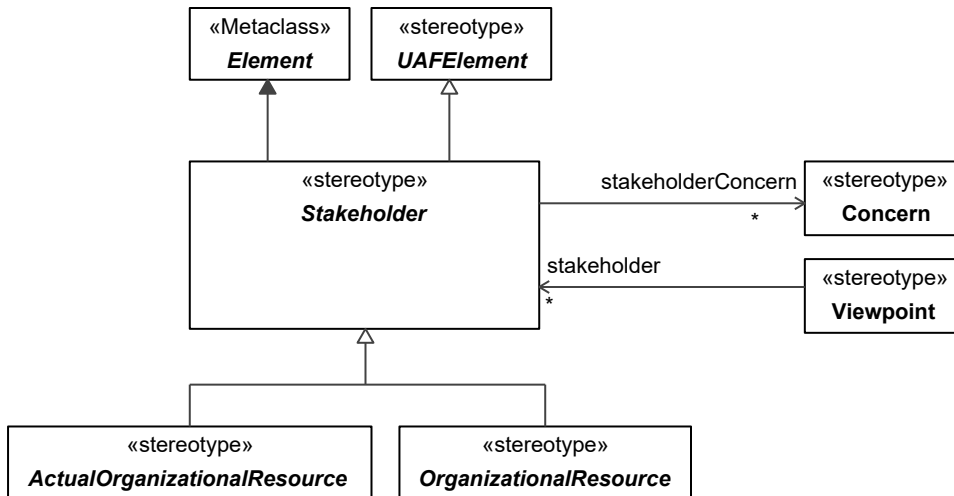


Figure 3:25 - Stakeholder

Associations

stakeholderConcern : Concern[*] Relates a Stakeholder to a Concern.

UAFElement

Package: Summary and Overview

isAbstract: Yes

Extension: Element

Description

Abstract super type for all of the UAF elements. It provides a way for all of the UAF elements to have a common set of properties.

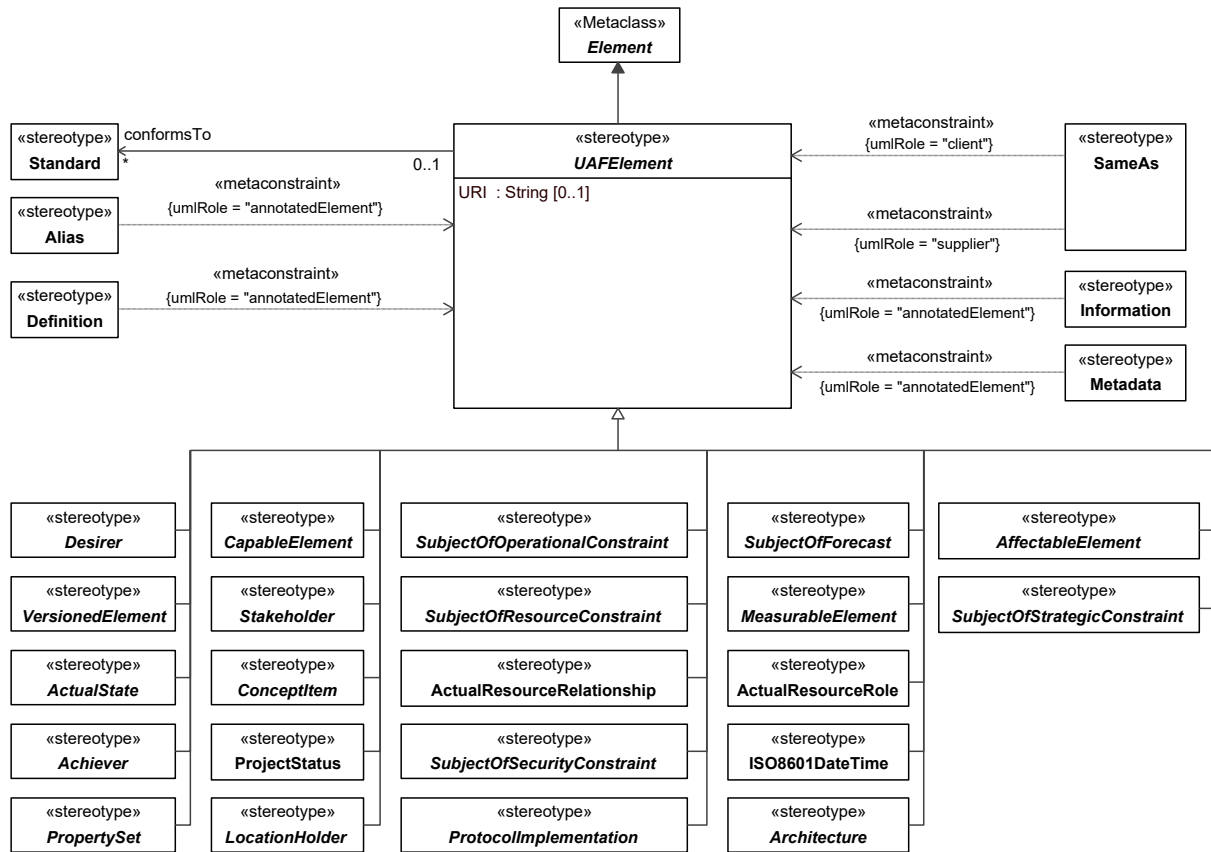


Figure 3:26 - UAFElement

Attributes

URI : String[0..1] Captures Unique identifier for the element.

Associations

conformsTo : Standard[*] Relates a UAFElement to the Standard that the UAFElement is conforming to.

View

Package: Summary and Overview

isAbstract: No

Generalization: [PropertySet](#), [View](#)

Extension: Class

Description

An information item, governed by an architecture viewpoint, comprising part of an architecture description that communicates some aspect of an architecture.

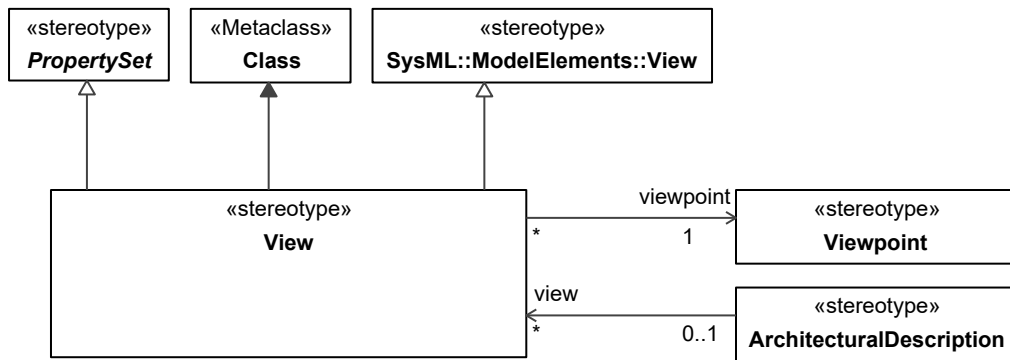


Figure 3:27 - View

Associations

viewpoint : Viewpoint[1] Relates the View to the Viewpoint that the View conforms to.

Viewpoint

Package: Summary and Overview

isAbstract: No

Generalization: [PropertySet](#), Viewpoint

Extension: Class

Description

Conventions for the creation, interpretation and use of an architecture view to frame one or more concerns that governs the creation of views.

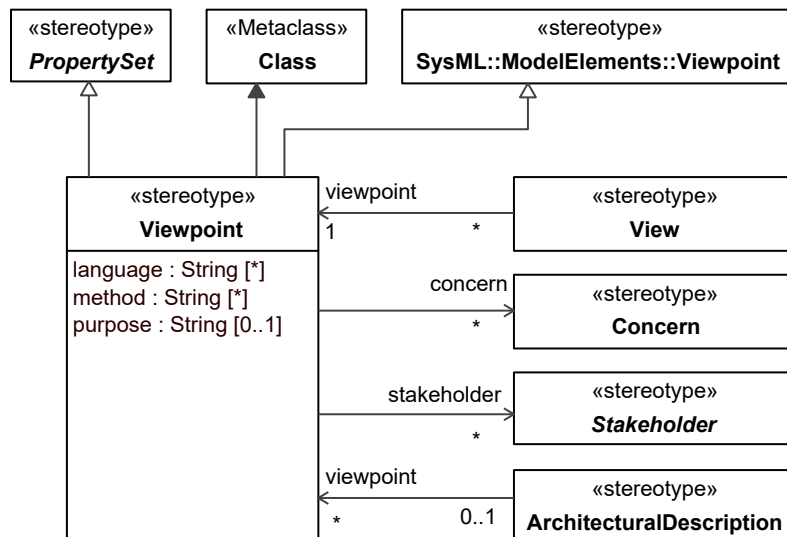


Figure 3:28 - Viewpoint

Attributes

language : String[*] The languages used to express the Viewpoint.

method : String[*] The methods employed in the development of the Viewpoint.

purpose : String[0..1] The purpose of the Viewpoint.

Associations

concern : Concern[*] Relates the Viewpoint to the Concerns that the Viewpoint addresses.

stakeholder : Stakeholder[*] Relates the Viewpoint to the Stakeholders whose Concerns are being addressed by the Viewpoint.

3.1.3 UAF::Strategic

Stakeholders: Capability Portfolio Managers.

Concerns: capability management process.

Definition: describe capability taxonomy, composition, dependencies and evolution.

UAF::Strategic::Motivation

Contains the elements that contribute to the Strategic Motivation View Specification.

Challenge

Package: Motivation

isAbstract: No

Generalization: [MotivationalElement](#)

Extension: Class

Description

An existing or potential difficulty, circumstance, or obstacle which will require effort and determination from an enterprise to overcome in achieving its goals.

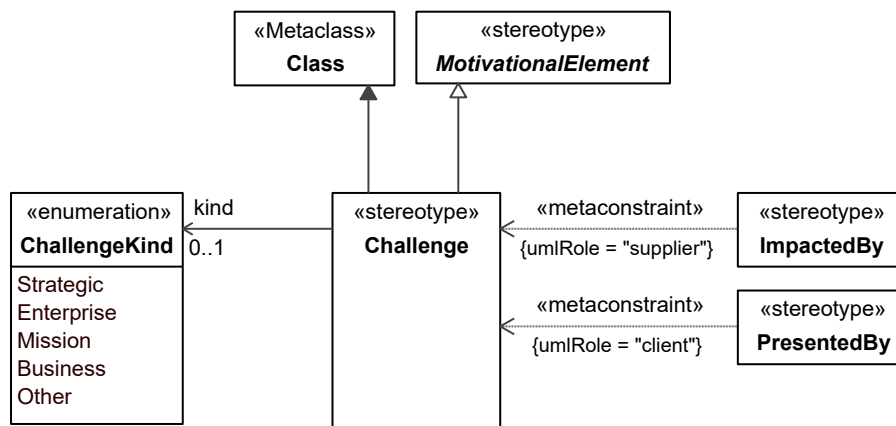


Figure 3:29 - Challenge

Associations

kind : Selection of the enumerated kind for this element.

ChallengeKind

Package: Motivation

isAbstract: No

Description

Enumeration of the possible kinds of Challenge. Its enumeration literals are:

- Strategic - Indicates that the Challenge associated with this ChallengeKind is a demanding or stimulating situation that applies to achieving the desired Effects or Outcomes of the enterprise.
- Enterprise - Indicates that the Challenge associated with this ChallengeKind is a demanding or stimulating situation that applies to the overall operations of the enterprise.
- Mission - Indicates that the Challenge associated with this ChallengeKind is a demanding or stimulating situation that applies to one or more Missions or Enduring Tasks of the enterprise.

- Business - Indicates that the Challenge associated with this ChallengeKind is a demanding or stimulating situation that applies to the business operations of the enterprise.
- Other - Indicates that the Challenge associated with this ChallengeKind is a demanding or stimulating situation that applies to some unspecified aspect of the enterprise.

Driver

Package: Motivation

isAbstract: No

Generalization: [MotivationalElement](#)

Extension: Class

Description

A factor which will have a significant impact on the activities, and goals of an enterprise

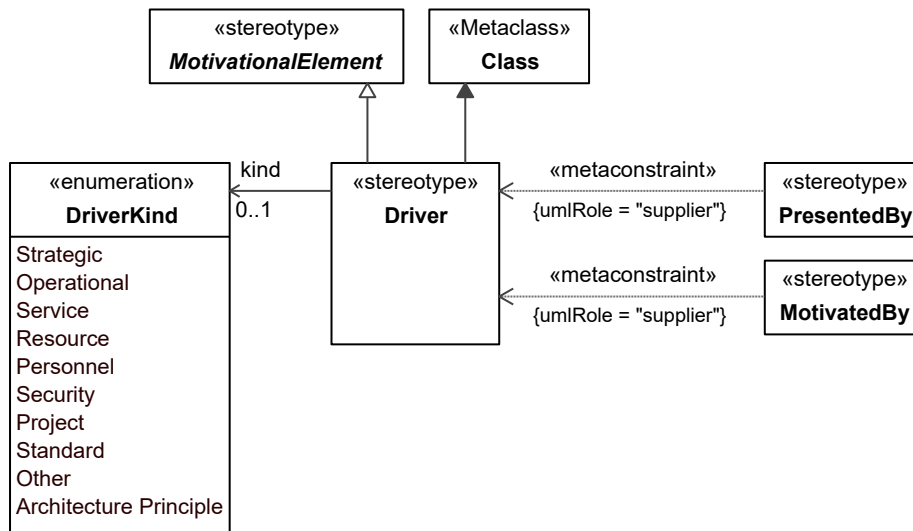


Figure 3:30 - Driver

Associations

kind : Selection of the enumerated kind for this element.

DriverKind

Package: Motivation

isAbstract: No

Description

Enumeration of the possible kinds of Driver. Its enumeration literals are:

- Strategic - Indicates that the Driver associated with this DriverKind is the kind of thing that forces the enterprise to work or act in a certain way from the strategic perspective.
- Operational - Indicates that the Driver associated with this DriverKind is the kind of thing that forces the enterprise to work or act in a certain way from the operational perspective.
- Service - Indicates that the Driver associated with this DriverKind is the kind of thing that forces the enterprise to work or act in a certain way from the services perspective.
- Resource - Indicates that the Driver associated with this DriverKind is the kind of thing that forces the enterprise to work or act in a certain way from the resources perspective.
- Personnel - Indicates that the Driver associated with this DriverKind is the kind of thing that forces the enterprise to work or act in a certain way from the personnel perspective.
- Security - Indicates that the Driver associated with this DriverKind is the kind of thing that forces the enterprise to work or act in a certain way from the security perspective.

- Project - Indicates that the Driver associated with this DriverKind is the kind of thing that forces the enterprise to work or act in a certain way from the projects perspective.
- Standard - Indicates that the Driver associated with this DriverKind is the kind of thing that forces the enterprise to work or act in a certain way from the standards perspective.
- Other - Indicates that the Driver associated with this DriverKind is the kind of thing that forces the enterprise to work or act in a certain way from some nonspecific perspective.
- Architecture Principle - Indicates that the Driver associated with this DriverKind is the kind of underlying general rule or guideline for the use and deployment of assets across the enterprise.

Enables

Package: Motivation

isAbstract: No

Generalization: [MeasurableElement](#)

Extension: Dependency

Description

A dependency relationship denoting that an Opportunity provides the means for achieving an EnterpriseGoal or Objective.

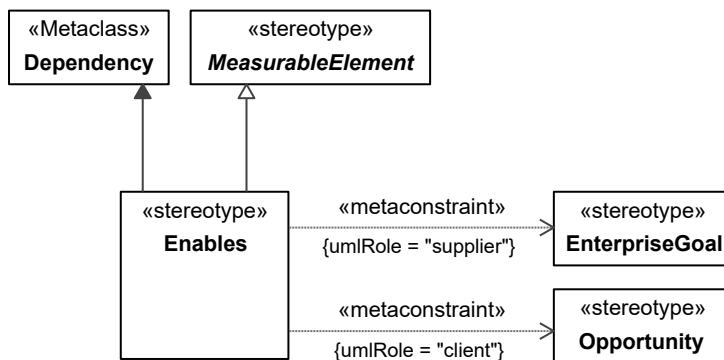


Figure 3:31 - Enables

Constraints

- [1] Enables.client Value for the client metaproperty must be stereotyped «Opportunity».
- [2] Enables.supplier Value for the supplier metaproperty must be stereotyped «EnterpriseGoal» or its specializations.

ImpactedBy

Package: Motivation

isAbstract: No

Generalization: [MeasurableElement](#)

Extension: Abstraction

Description

A dependency relationship denoting that a Capability is affected by an Opportunity.

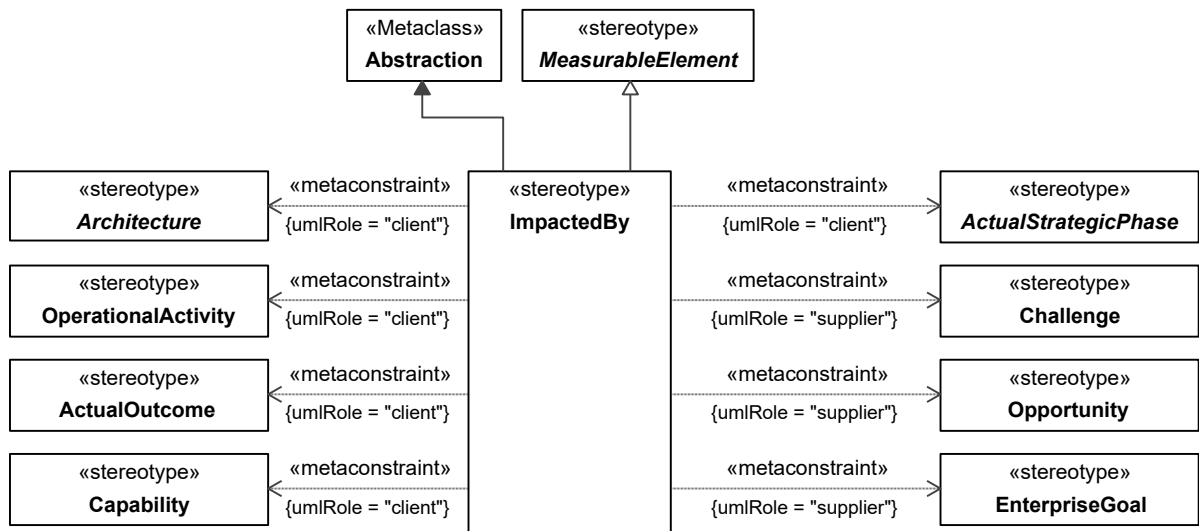


Figure 3:32 - ImpactedBy Constraints

- [1] ImpactedBy.client In case of value for ImpactedBy.supplier is stereotyped:
- «Challenge» or its specializations, values for the client metaproperty must be stereotyped by any of specializations of «Architecture» or «ActualStrategicPhase», or «OperationalActivity» or its specializations,
 - «Opportunity» or its specializations, values for the client metaproperty must be stereotyped «Capability» or its specializations,
 - «EnterpriseGoal» or its specializations, values for the client metaproperty must be stereotyped «ActualOutcome» or its specializations.
- [2] ImpactedBy.supplier In case of value for ImpactedBy.client is stereotyped:
- by any of specializations of «Architecture», values for the supplier metaproperty must be stereotyped «Challenge» or its specializations,
 - by any of specializations of «ActualStrategicPhase», values for the supplier metaproperty must be stereotyped «Challenge» or its specializations,
 - «OperationalActivity» or its specializations, values for the supplier metaproperty must be stereotyped «Challenge» or its specializations,
 - «Capability» or its specializations, values for the supplier metaproperty must be stereotyped «Opportunity» or its specializations,
 - «ActualOutcome» or its specializations, values for the supplier metaproperty must be stereotyped «EnterpriseGoal» or its specializations.

MotivatedBy

Package: Motivation

isAbstract: No

Generalization: [MeasurableElement](#)

Extension: Dependency
Description

A dependency relationship denoting the reason or reasons one has for acting or behaving in a particular way

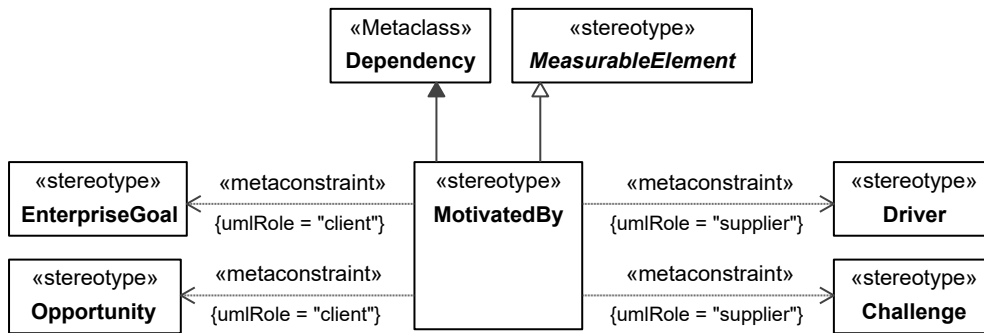


Figure 3:33 - MotivatedBy
Constraints

- [1] MotivatedBy.client In case of value for ImpactedBy.supplier is stereotyped:
- a. «Challenge» or its specializations, values for the client metaproperty must be stereotyped «Opportunity» or its specializations,
 - b. «Driver» or its specializations, values for the client metaproperty must be stereotyped «EnterpriseGoal» or its specializations.
- [2] MotivatedBy.supplier In case of value for ImpactedBy.client is stereotyped:
- a. «Opportunity» or its specializations, values for the supplier metaproperty must be stereotyped «Challenge» or its specializations,
 - b. «EnterpriseGoal» or its specializations, values for the supplier metaproperty must be stereotyped «Driver» or its specializations.

MotivationalElement

Package: Motivation

isAbstract: Yes

Generalization: [PropertySet](#), Block

Extension: Class

Description

An abstract kind of element in the model that provides the reason or reasons one has for acting or behaving in a particular way

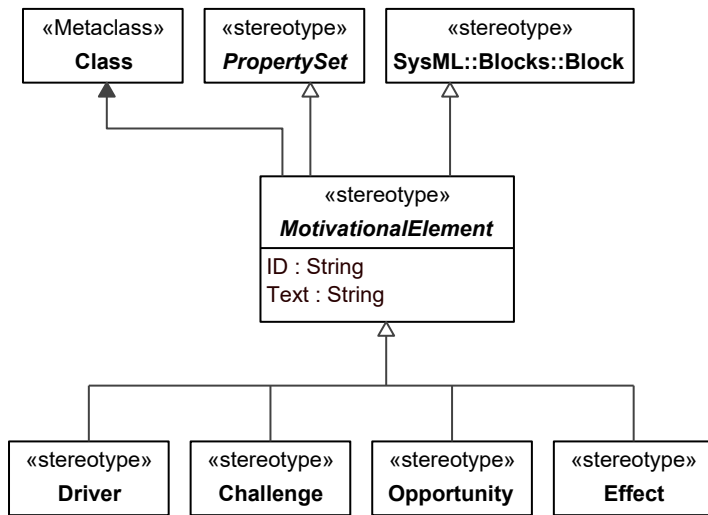


Figure 3:34 - MotivationalElement

Attributes

ID : Numerical identifier for tracking and sorting Motivational Elements.

Text : Description of a Motivational Element.

Opportunity

Package: Motivation

isAbstract: No

Generalization: [MotivationalElement](#), [PhaseableElement](#), [AffectableElement](#)

Extension: Class

Description

An existing or potential favorable circumstance or combination of circumstances which can be advantageous for addressing enterprise Challenges.

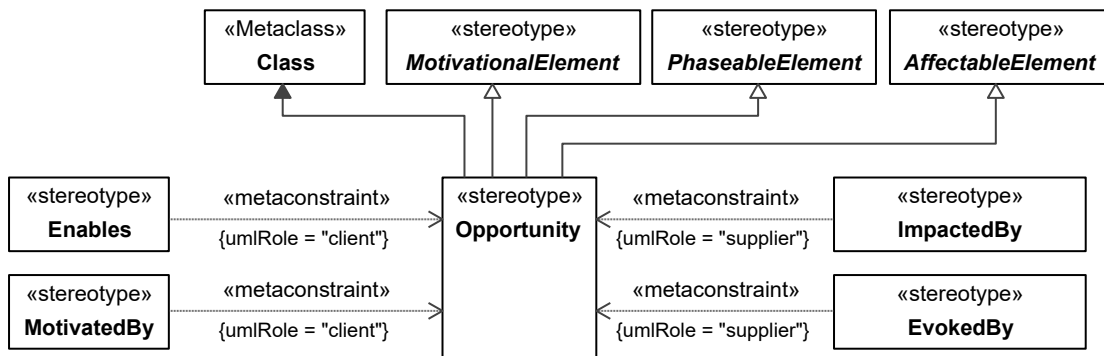


Figure 3:35 - Opportunity

PresentedBy

Package: Motivation

isAbstract: No

Generalization: [MeasurableElement](#)

Extension: Dependency

Description

A dependency relationship denoting that a Challenge must be overcome for addressing a Driver.

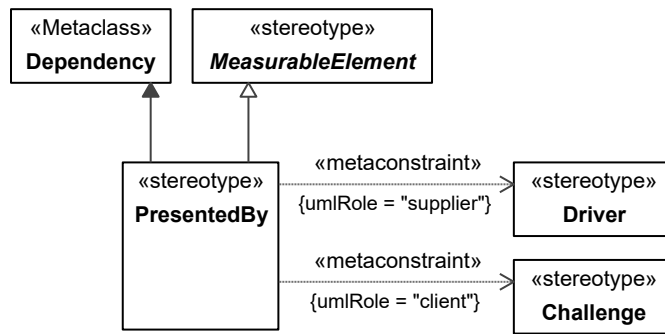


Figure 3:36 - PresentedBy
Constraints

- [1] PresentedBy.client Value for the client metaproperty must be stereotyped «Challenge» or its specializations.
- [2] PresentedBy.supplier Value for the supplier metaproperty must be stereotyped «Driver» or its specializations.

UAF::Strategic::Taxonomy

Contains the elements that contribute to the Strategic Taxonomy View Specification.

Capability

Package: Taxonomy

isAbstract: No

Generalization: [PropertySet](#), [Desirer](#), Block, [PhaseableElement](#), [AffectableElement](#), [SubjectOfStrategicConstraint](#)

Extension: Class

Description

An enterprise's ability to Achieve a desired effect realized through a combination of ways and means (e.g. CapabilityConfigurations) along with specified measures.

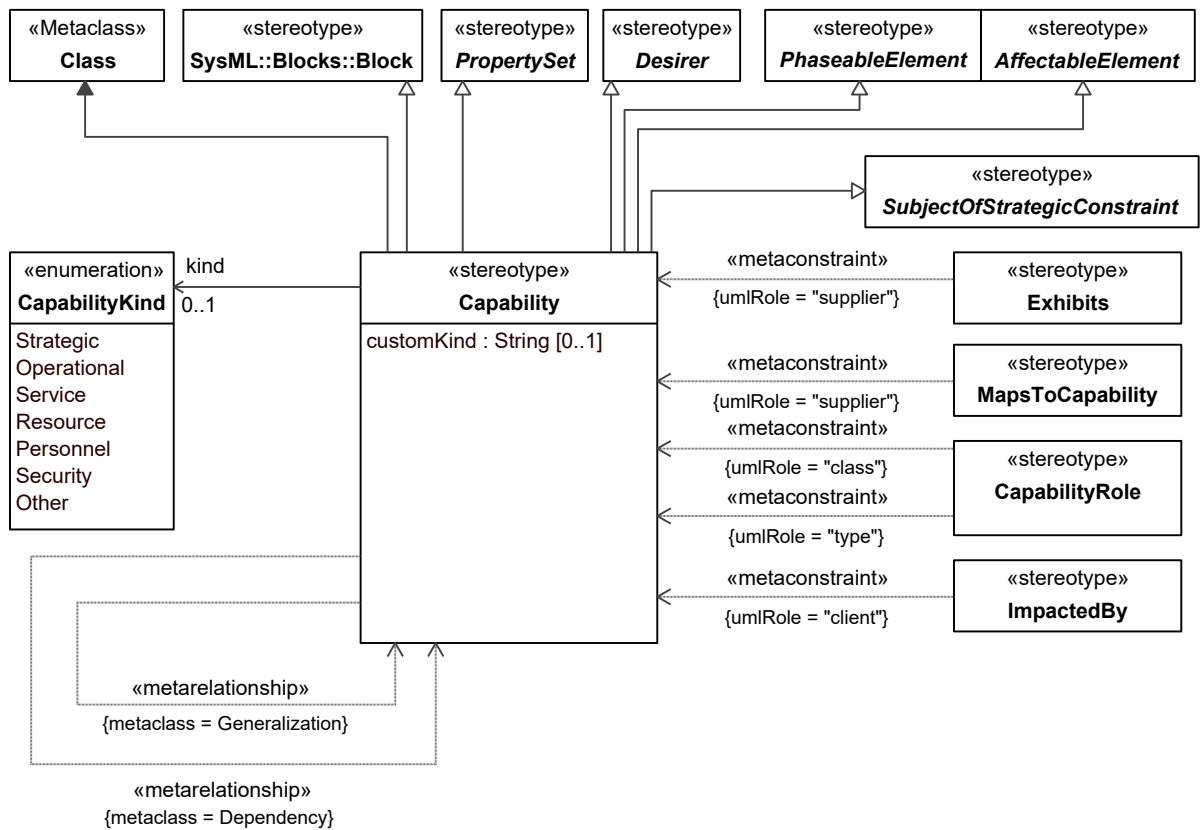


Figure 3:37 - Capability

Attributes

customKind : String[0..1] Identification of a special kind of Capability that is different from one of the predefined enumerated kinds.

Associations

kind : CapabilityKind[0..1] Selection of the enumerated kind for this element.

CapabilityKind

Package: Taxonomy

isAbstract: No

Description

Enumeration of the possible kinds of Capability. Its enumeration literals are:

- Strategic - Indicates that the Capability associated with this CapabilityKind is the ability, aptitude or fitness that an enterprise asset can have performing a Mission, ValueStream or conducting an Enduring Task to enable achievement of desired Effects and Outcomes.
- Operational - Indicates that the Capability associated with this CapabilityKind is the ability, aptitude or fitness that OperationalAgent can have performing an Operational Activity, Mission task, or conducting an Enduring Task.
- Service - Indicates that the Capability associated with this CapabilityKind is the ability, aptitude or fitness that a Service can have performing a Service Function.
- Resource - Indicates that the Capability associated with this CapabilityKind is the ability, aptitude or fitness that a ResourcePerformer (e.g., ResourceArchitecture, CapabilityConfiguration, ResourceArtifact, ResourceService) can have performing a Function.
- Personnel - Indicates that the Capability associated with this CapabilityKind is the ability, aptitude or fitness that an Organizational Resource (e.g., Organization, Person, Post, Responsibility) can have performing a Function.

- Security - Indicates that the Capability associated with this CapabilityKind is the ability, aptitude or fitness that an OperationalMitigation or ResourceMitigation can have performing a Security Process.
- Other - Indicates that the Capability associated with this CapabilityKind is the ability, aptitude or fitness that unspecified entity can have performing an Activity, Mission task, or conducting an Enduring Task.

EnterpriseGoal

Package: Taxonomy

isAbstract: No

Generalization: [PropertySet](#), Requirement, [PhaseableElement](#), [AffectableElement](#)

Extension: Class

Description

A statement about a state or condition of the enterprise to be brought about or sustained through appropriate Means. An EnterpriseGoal amplifies an EnterpriseVision that is, it indicates what must be satisfied on a continuing basis to effectively attain the EnterpriseVision. <http://www.omg.org/spec/BMM/1.3/>

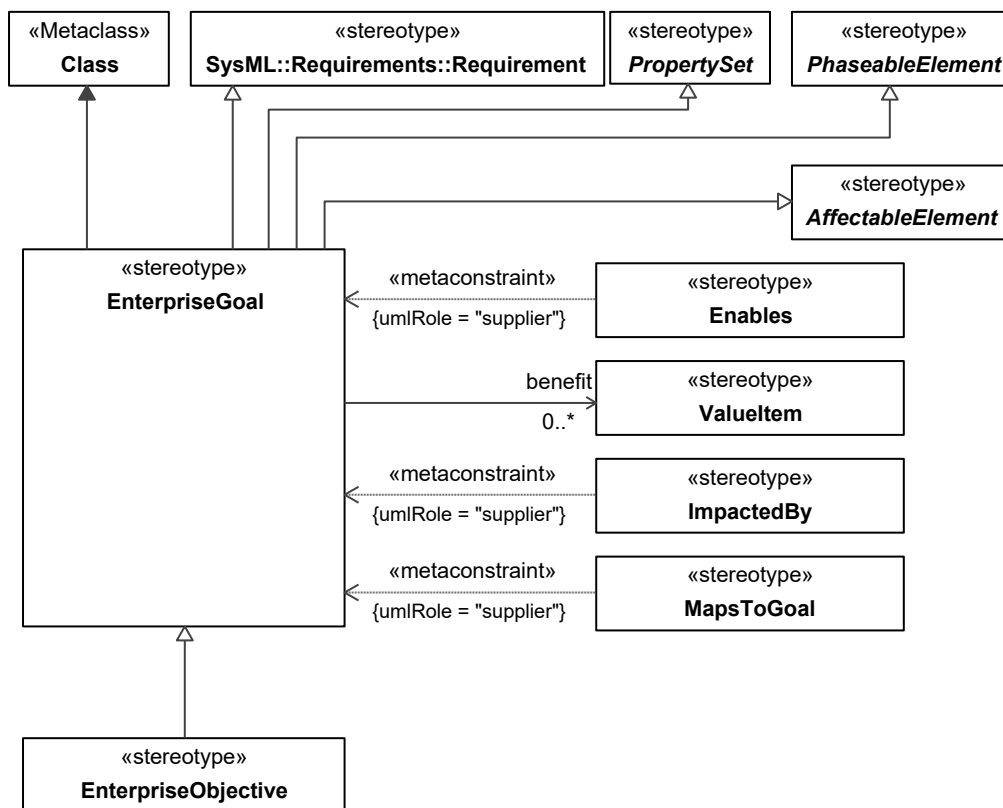


Figure 3:38 - EnterpriseGoal

Associations

benefit : ValueItem[0..*] An advantage or profit gained from achieving the EnterpriseGoal.

EnterpriseObjective

Package: Taxonomy

isAbstract: No

Generalization: [EnterpriseGoal](#)

Extension: Class

Description

A statement of an attainable, time-targeted, and measurable target that the enterprise seeks to meet in order to achieve its Goals. <http://www.omg.org/spec/BMM/1.3/>

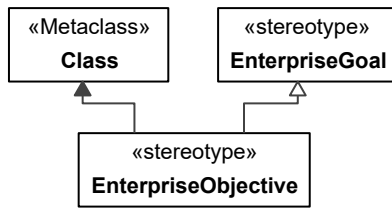


Figure 3:39 - EnterpriseObjective

EnterpriseVision

Package: Taxonomy

isAbstract: No

Generalization: [PropertySet](#), Block, [PhaseableElement](#)

Extension: Class

Description

A Vision describes the future state of the enterprise, without regard to how it is to be achieved. <http://www.omg.org/spec/BMM/1.3/>

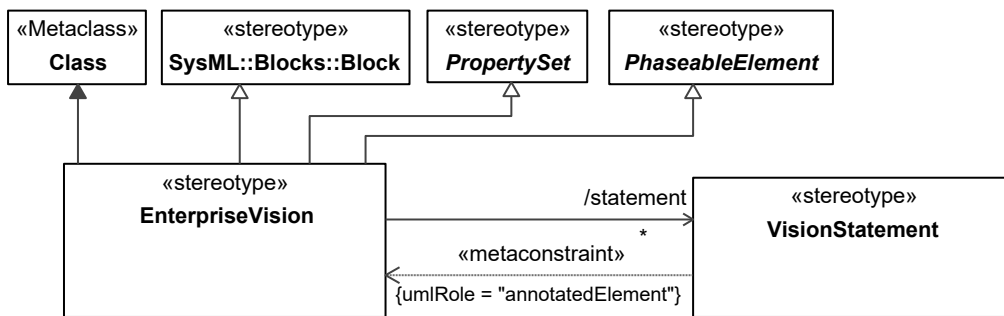


Figure 3:40 - EnterpriseVision

Associations

statement : VisionStatement[*] A description of the Vision.

OwnsValue

Package: Taxonomy

isAbstract: No

Generalization: Allocate, [MeasurableElement](#)

Extension: Abstraction

Description

An abstraction relationship denoting that an ActualOrganizationalResource owns a ValueItem

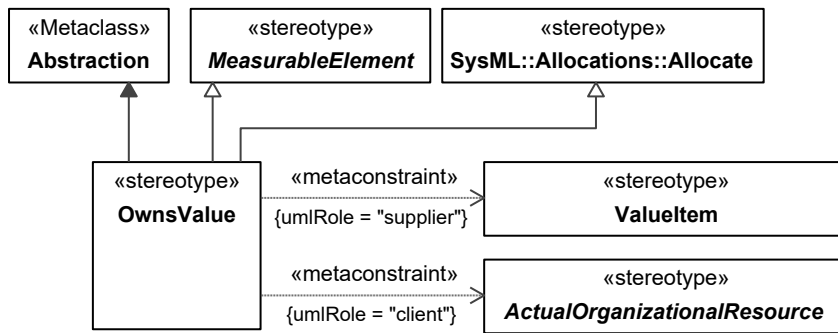


Figure 3:41 - OwnsValue

Constraints

- [1] OwnsValue.client Value for the client metaproperty must be stereotyped by any of specializations of «ActualOrganizationalResource».
- [2] OwnsValue.supplier Value for the supplier metaproperty must be stereotyped «ValueItem» or its specializations.

PhaseableElement

Package: Taxonomy

isAbstract: Yes

Generalization: [UAFElement](#)

Extension: Element

Description

An abstract element that indicates the types of elements that can be assigned to a specific ActualStrategicPhase.

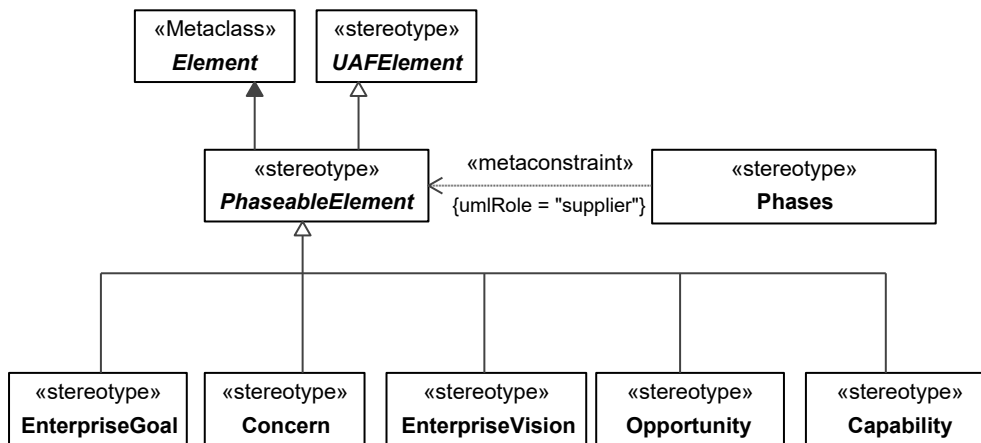


Figure 3:42 - PhaseableElement

StrategicAsset

Package: Taxonomy

isAbstract: Yes

Generalization: [Asset](#)

Extension: Class

Description

An abstract element that indicates the types of strategic elements that can be affected by Risk.

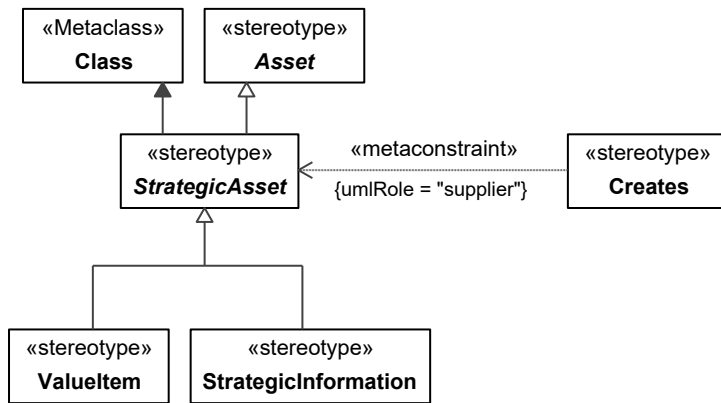


Figure 3:43 - StrategicAsset

StrategicPhase

Package: Taxonomy

isAbstract: No

Generalization: [PropertySet](#), Block

Extension: Class

Description

A type of a current or future phase of the enterprise, mission, ValueStream, or EnduringTask.

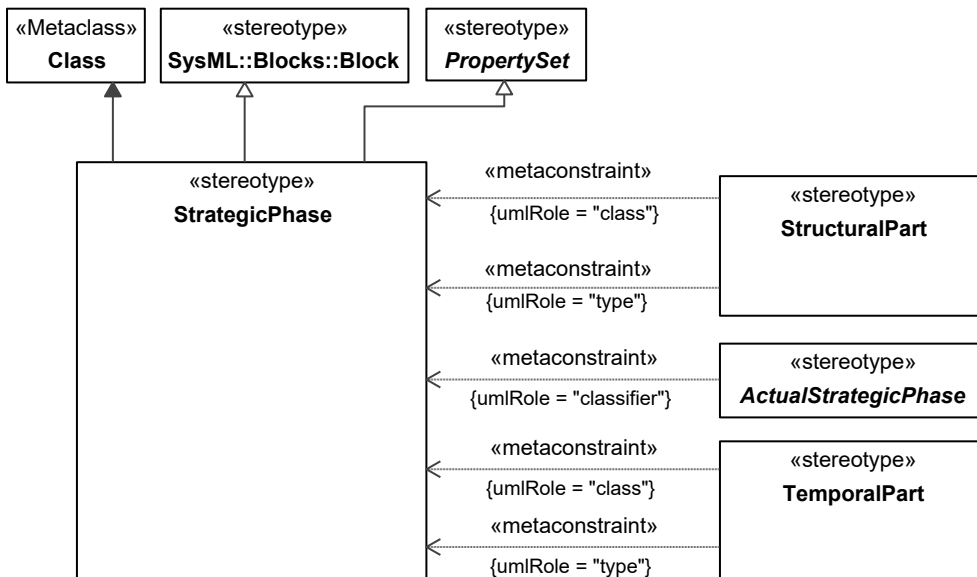


Figure 3:44 - StrategicPhase

ValueItem

Package: Taxonomy

isAbstract: No

Generalization: [MeasurementSet](#), [StrategicAsset](#)

Extension: DataType

Description

An ideal, custom, or institution that an enterprise promotes or agrees with. It may be positive or negative, depending on point of view.

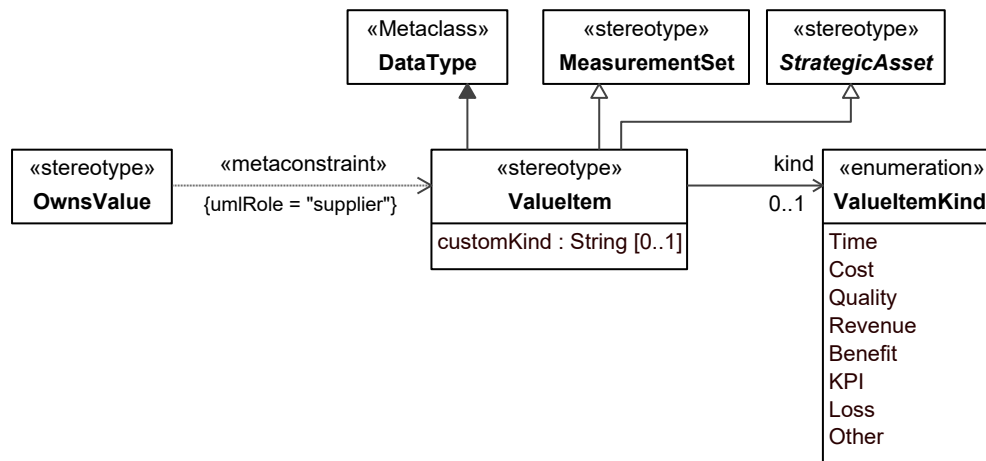


Figure 3:45 - ValueItem

Attributes

customKind : String[0..1] Captures the kind of ValueItem if the ValueItemKind has been set to "Other".

Associations

kind : ValueItemKind[0..1] Captures the kind of ValueItem.

ValueItemKind

Package: Taxonomy

isAbstract: No

Description

Enumeration of the possible kinds of ValueItem. Its enumeration literals are:

- Time - Indicates that the ValueItem associated with this ValueItemKind is the measured or measurable period during which an activity, process, or condition exists or continues.
- Cost - Indicates that the ValueItem associated with this ValueItemKind is an amounts that an enterprise incurs in order to make goods and/or provide services.
- Quality - Indicates that the ValueItem associated with this ValueItemKind is a measure of excellence.
- Revenue - Indicates that the ValueItem associated with this ValueItemKind is an income that an enterprise receives regularly, or an amount representing such income
- Benefit - Indicates that the ValueItem associated with this ValueItemKind is an advantage or profit gained from achieving the EnterpriseGoal.
- KPI - Indicates that the ValueItem associated with this ValueItemKind is a measurable value that demonstrates how effectively an enterprise is achieving key EnterpriseGoals and Objectives.
- Loss - Indicates that the ValueItem associated with this ValueItemKind is an amount of money lost by an enterprise.
- Other - Indicates that the ValueItem associated with this ValueItemKind is not one of the standard ValueItemKinds.

VisionStatement

Package: Taxonomy

isAbstract: No

Generalization: [MeasurableElement](#)

Extension: Comment

Description

A type of comment that describes the future state of the enterprise, without regard to how it is to be achieved.
<http://www.omg.org/spec/BMM/1.3/>

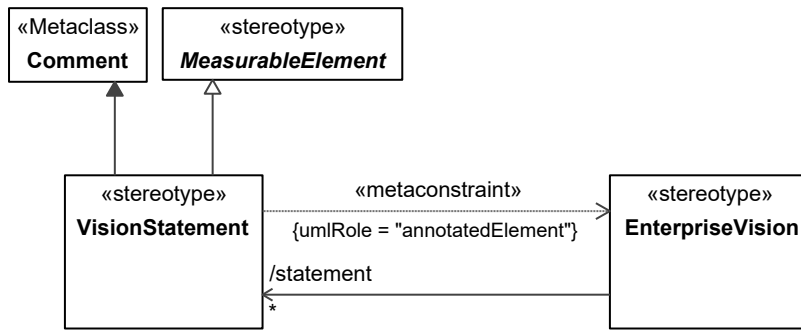


Figure 3:46 - VisionStatement
 Constraints

[1] VisionStatement.ownedAttribute Values for annotatedElement metaproperty must be stereotyped «EnterpriseVision» or its specializations.

WholeLifeEnterprise

Package: Taxonomy

isAbstract: No

Generalization: [ActualEnterprisePhase](#)

Extension: InstanceSpecification

Description

A WholeLifeEnterprise is a purposeful endeavor of any size involving people, organizations and supporting systems. It is made up of TemporalParts and StructuralParts.

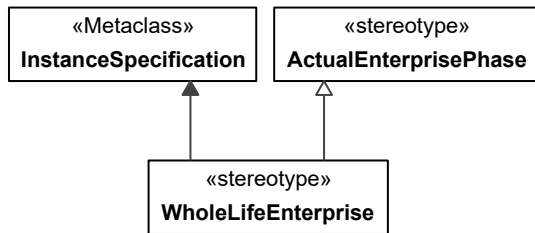


Figure 3:47 - WholeLifeEnterprise

UAF::Strategic::Structure

Contains the elements that contribute to the Strategic Structure View Specification.

CapabilityRole

Package: Structure

isAbstract: No

Generalization: [MeasurableElement](#), [Desirer](#)

Extension: Property

Description

Property of a Capability typed by another Capability, enabling whole-part relationships and structures.

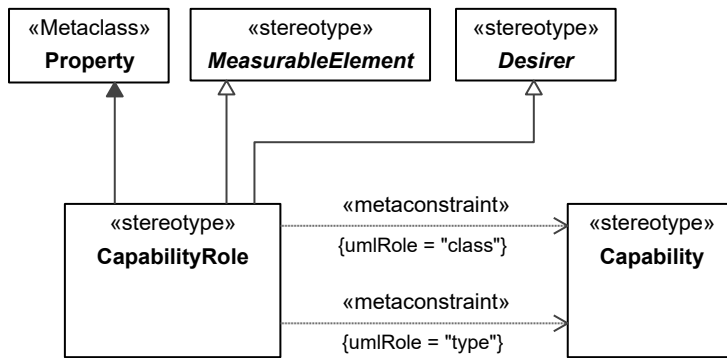


Figure 3:48 - CapabilityRole
Constraints

- [1] CapabilityRole.class Value for class metaproperty must be stereotyped «Capability» or its specializations.
- [2] CapabilityRole.type Value for type metaproperty must be stereotyped «Capability» or its specializations.

StructuralPart

Package: Structure

isAbstract: No

Generalization: [MeasurableElement](#)

Extension: Property

Description

Usage of a StrategicPhase in the context of another StrategicPhase. It asserts that one StrategicPhase is a spatial part of another. Creates a whole-part relationship that represents the structure of the StrategicPhase.

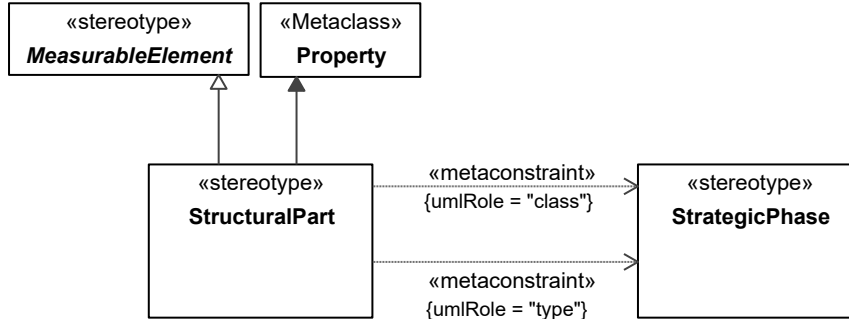


Figure 3:49 - StructuralPart
Constraints

- [1] StructuralPart.class Value for class metaproperty must be stereotyped «StrategicPhase» or its specializations.
- [2] StructuralPart.type Value for type metaproperty must be stereotyped «StrategicPhase» or its specializations.

TemporalPart

Package: Structure

isAbstract: No

Generalization: [MeasurableElement](#)

Extension: Property

Description

Usage of a StrategicPhase in the context of another StrategicPhase. It asserts that one StrategicPhase is a spatial part of another. Creates a whole-part relationship that represents the temporal structure of the StrategicPhase.

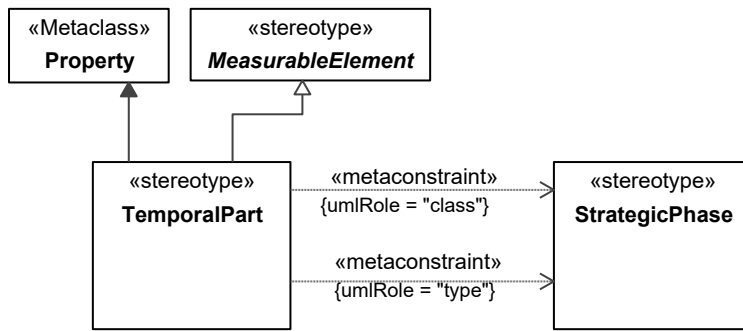


Figure 3:50 - TemporalPart

Constraints

- [1] TemporalPart.class Value for class metaproperty must be stereotyped «StrategicPhase» or its specializations.
- [2] TemporalPart.type Value for type metaproperty must be stereotyped «StrategicPhase» or its specializations.

UAF::Strategic::Connectivity

Contains the elements that contribute to the Strategic Connectivity View Specification.

StrategicExchange

Package: Connectivity

isAbstract: No

Generalization: [Exchange](#)

Extension: InformationFlow

Description

Asserts that a flow can exist between ActualStrategicPhases (i.e. flows of information, people, materiel, or energy).

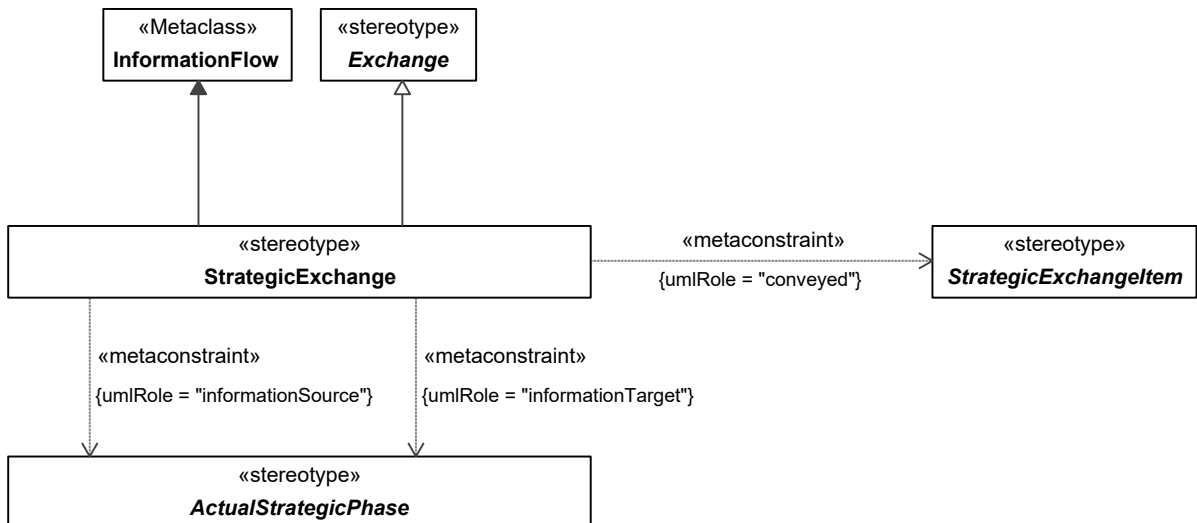


Figure 3:51 - StrategicExchange

Constraints

- [1] StrategicExchange.conveyed Value for conveyed metaproperty has to be stereotyped by any of specializations of «StrategicExchangeItem».
- [2] StrategicExchange.informationSource Value for informationSource metaproperty has to be stereotyped by any of specializations of «ActualStrategicPhase».

[3] StrategicExchange.informationTarget Value for informationTarget metaproperty has to be stereotyped by any of specializations of «ActualStrategicPhase».

StrategicExchangeItem

Package: Connectivity

isAbstract: Yes

Generalization: [Resource](#)

Extension: Element

Description

An abstract grouping for elements that defines the types of elements that can be exchanged between ActualStrategicPhases and conveyed by a StrategicExchange.

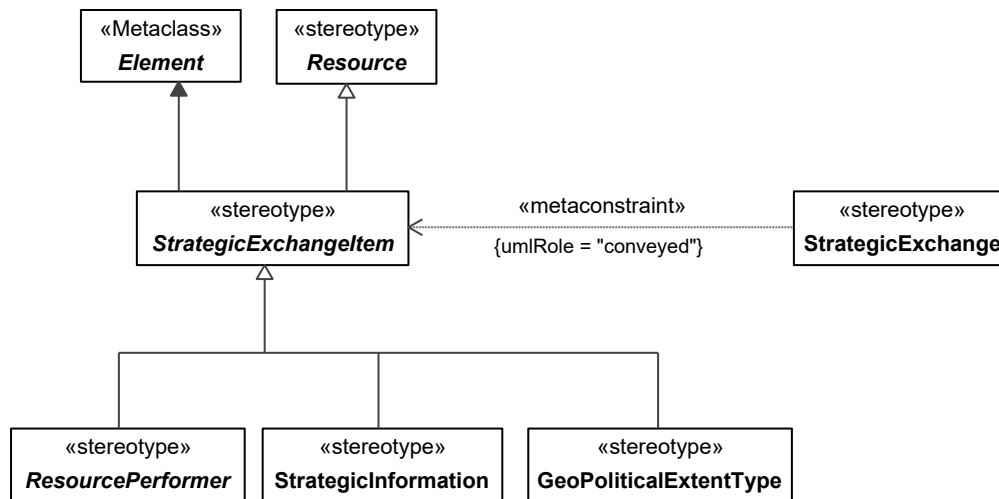


Figure 3:52 - StrategicExchangeItem

UAF::Strategic::Processes

Contains the elements that contribute to the Strategic Processes View Specification.

ActualEnduringTask

Package: Processes

isAbstract: No

Generalization: [ActualStrategicPhase](#)

Extension: InstanceSpecification

Description

An actual undertaking recognized by an enterprise as being essential to achieving its goals - i.e., a strategic specification of what the enterprise does.

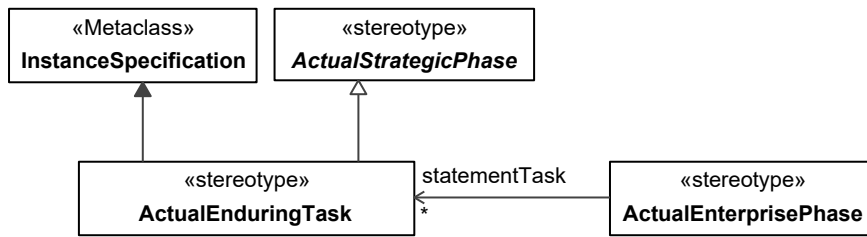


Figure 3:53 - ActualEnduringTask

ActualEnterprisePhase

Package: Processes

isAbstract: No

Generalization: [ActualStrategicPhase](#)

Extension: InstanceSpecification
Description

A time period within which a set of Capabilities are deployed.

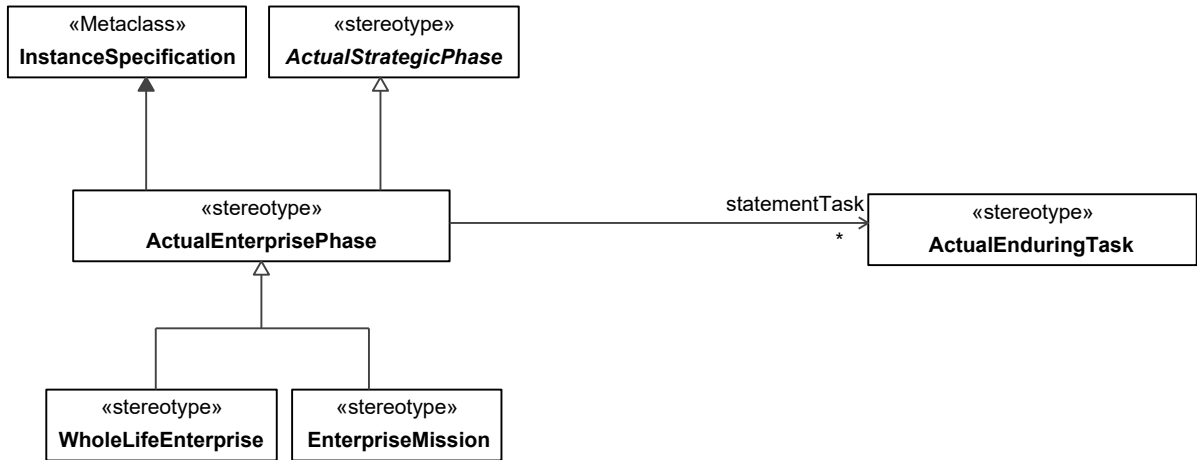


Figure 3:54 - ActualEnterprisePhase

Associations

statementTask : ActualEnduringTask[*] Relates the ActualEnterprisePhase to the ActualEnduringTasks that are intended to be implemented during that phase.

ActualStrategicPhase

Package: Processes

isAbstract: Yes

Generalization: [Achiever](#), [ActualPropertySet](#)

Extension: InstanceSpecification
Description

A phase of an actual enterprise, mission, ValueStream or EnduringTask endeavor.

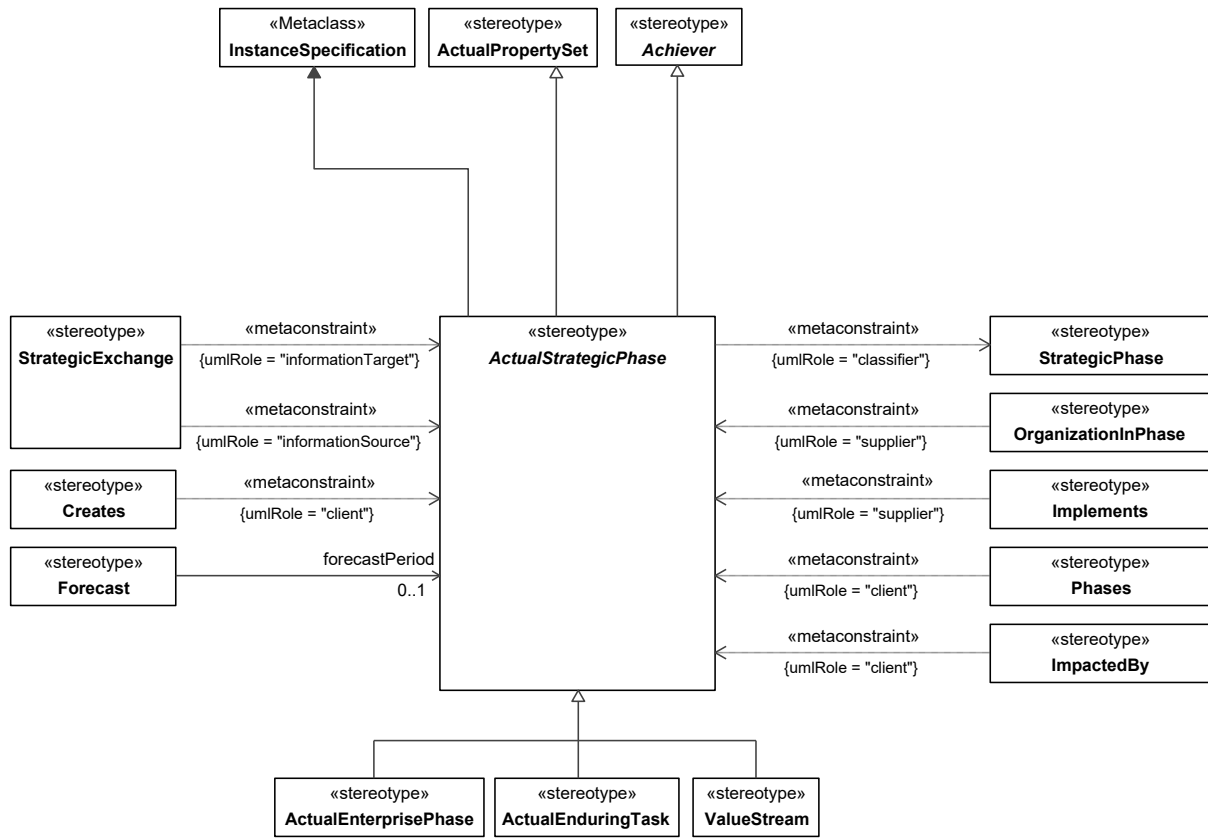


Figure 3:55 - ActualStrategicPhase Constraints

- [1] ActualStrategicPhase.classifier Value for the classifier metaproperty must be stereotyped by «StrategicPhase» or its specializations.
- [2] ActualStrategicPhase.start/endDate Must fall within the start and end dates of the enclosing ActualStrategicPhase having this ActualStrategicPhase set as a value for a slot.

Creates

Package: Processes

isAbstract: No

Generalization: [MeasurableElement](#)

Extension: Dependency Description

A dependency relationship denoting that an ActualStrategicPhase brings into existence a StrategicAsset.

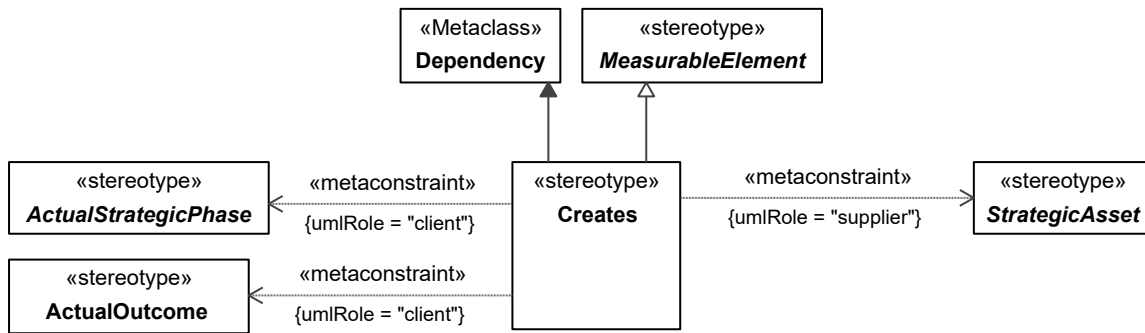


Figure 3:56 - Creates
Constraints

- [1] Creates.client Value for the client metaproperty must be stereotyped «ActualOutcome» or its specializations, or any of specializations of «ActualStrategicPhase».
- [2] Creates.supplier Value for the supplier metaproperty must be stereotyped by any of specializations of «StrategicAsset».

EnterpriseMission

Package: Processes

isAbstract: No

Generalization: [ActualEnterprisePhase](#)

Extension: InstanceSpecification

Description

Mission captures at a high level what you will do to realize your vision

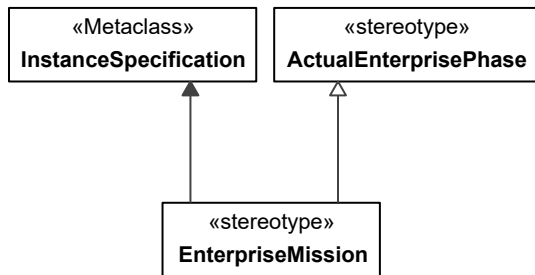


Figure 3:57 - EnterpriseMission

ValueStream

Package: Processes

isAbstract: No

Generalization: [ActualStrategicPhase](#)

Extension: InstanceSpecification

Description

An end-to-end collection of activities that create a result for a customer, who may be the ultimate customer or an internal end-user of the value stream. Value stream nested within another value stream may represent Value Stream Stage - a distinct, identifiable phase or step within a value stream [The Business Architecture Metamodel Guide, 2020].

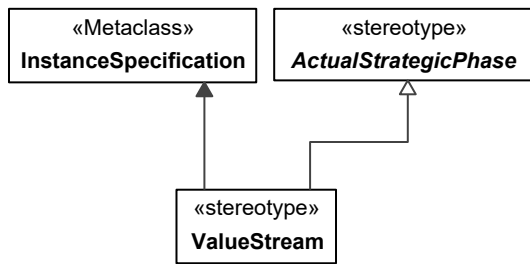


Figure 3:58 - ValueStream

UAF::Strategic::States

Contains the elements that contribute to the Strategic States View Specification.

Achiever

Package: States

isAbstract: Yes

Generalization: [UAFElement](#)

Extension: InstanceSpecification

Description

An ActualResource, ActualProject or ActualStrategicPhase that can deliver a desired effect.

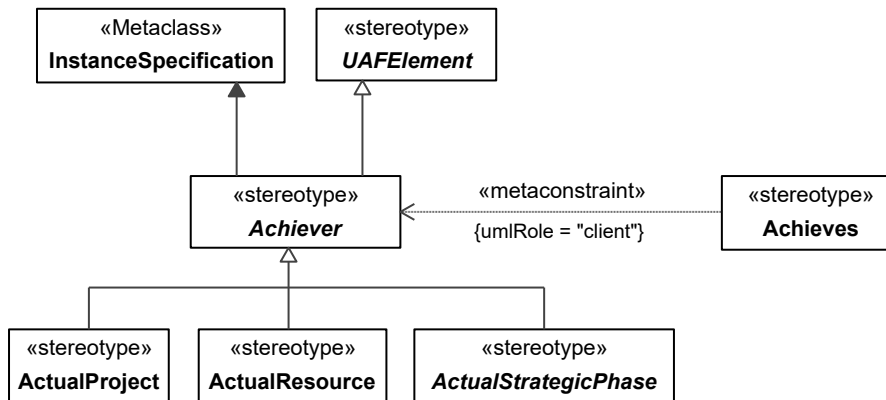


Figure 3:59 - Achiever

Achieves

Package: States

isAbstract: No

Generalization: [MeasurableElement](#)

Extension: Dependency

Description

A dependency relationship that exists between an ActualState (e.g., observed/measured during testing) of an element that attempts to achieve a desired effect and an Achiever.

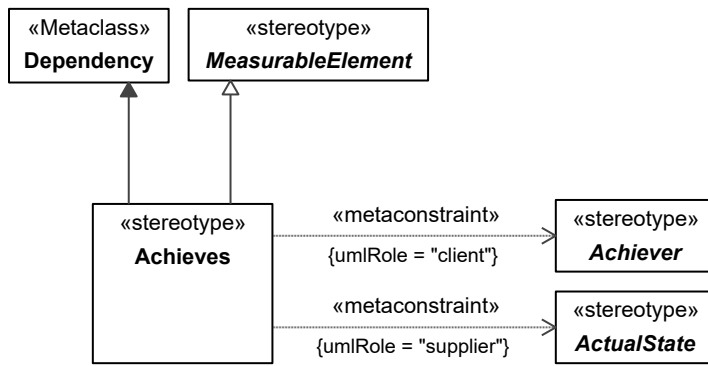


Figure 3:60 - Achieves

Constraints

- [1] Achieves.client Value for the client metaproperty must be stereotyped by the specialization of «Achiever».
- [2] Achieves.supplier Value for the supplier metaproperty must be stereotyped by the specialization of «ActualState».

ActualEffect

Package: States

isAbstract: No

Generalization: [ActualPropertySet](#)

Extension: InstanceSpecification

Description

A real world phenomenon that follows and is caused by some previous phenomenon.

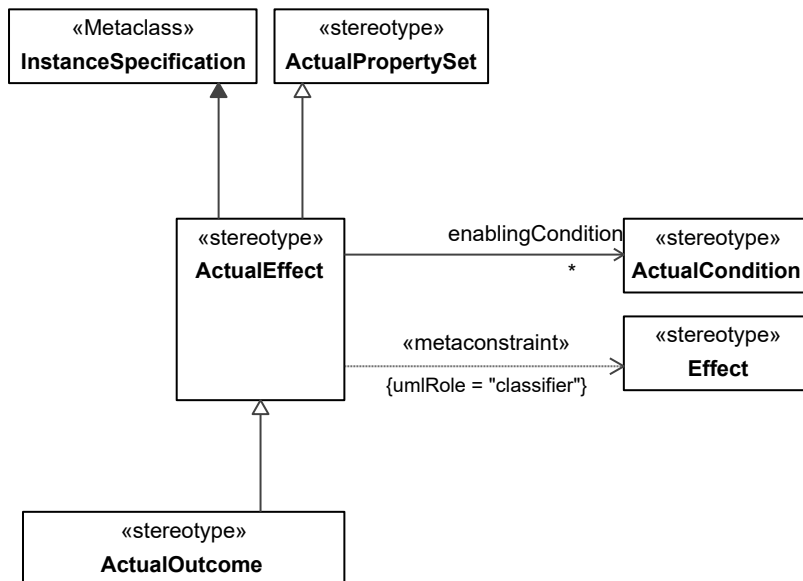


Figure 3:61 - ActualEffect

Associations

enablingCondition : ActualCondition[*] Condition under which the Effect can be achieved.

Constraints

- [1] ActualEffect.classifier Value for the classifier metaproperty must be stereotyped by «Effect» or its specializations.

ActualOutcome

Package: States

isAbstract: No

Generalization: [ActualEffect](#)

Extension: InstanceSpecification

Description

Something that happens or is produced as the final consequence or product and is related to one of the goals for the business or enterprise. Outcome is a special kind of effect, one that is usually at the end of a chain of effects, i.e. an "end effect".

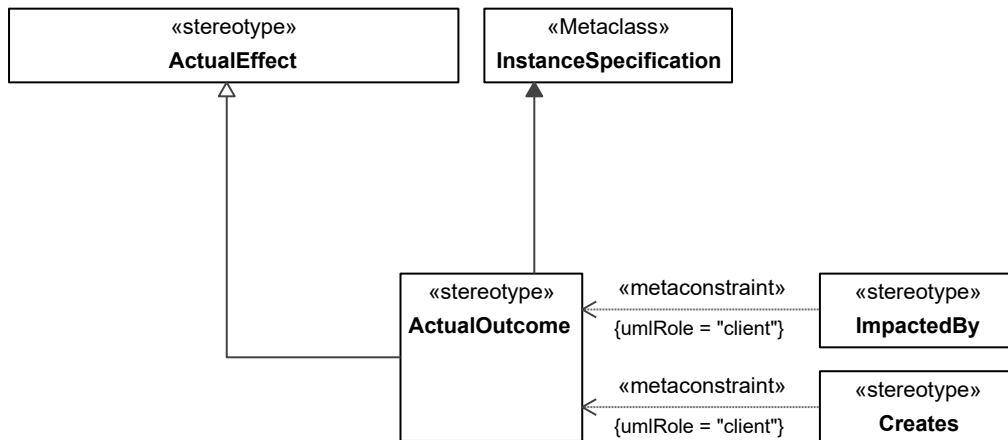


Figure 3:62 - ActualOutcome

Desirer

Package: States

isAbstract: Yes

Generalization: [UAFElement](#)

Extension: Element

Description

Abstract element used to group architecture elements that might desire a particular effect.

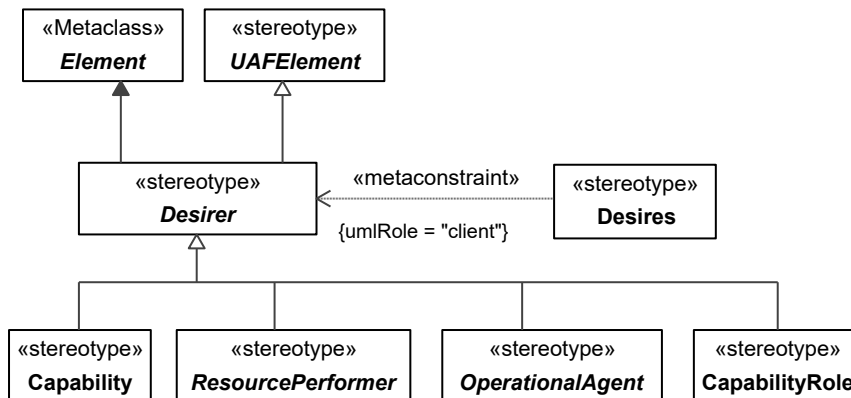


Figure 3:63 - Desirer

Desires

Package: States

isAbstract: No

Generalization: [MeasurableElement](#)

Extension: Dependency

Description

A dependency relationship relating the Desirer (a Capability or OrganizationalResource) to an ActualState.

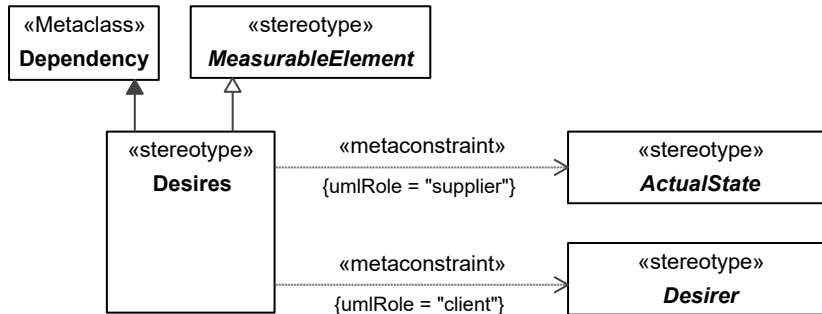


Figure 3:64 - Desires

Constraints

- [1] Desires.client Value for the client metaproperty must be stereotyped a specialization of «Desirer».
- [2] Desires.supplier Value for the supplier metaproperty must be stereotyped a specialization of «ActualState».

Effect

Package: States

isAbstract: No

Generalization: [MotivationalElement](#)

Extension: Class

Description

A kind of phenomenon that follows and is caused by some previous phenomenon that could lead to downstream effects or to one or more desired outcomes

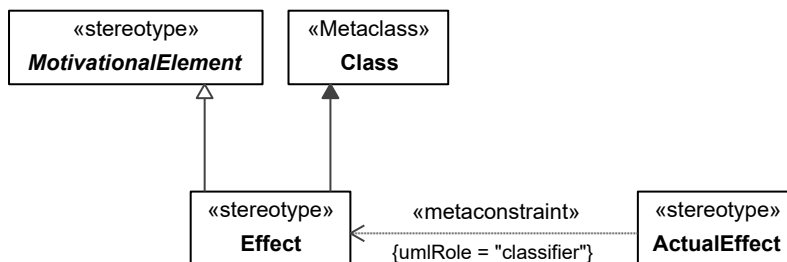


Figure 3:65 - Effect

UAF::Strategic::Information

Contains the elements that contribute to the Strategic Information View Specification.

MapsToGoal

Package: Information

isAbstract: No

Generalization: [MeasurableElement](#), Refine

Extension: Abstraction

Description

A dependency relationship denoting that some StrategicInformation contributes to achieving an EnterpriseGoal or Objective.

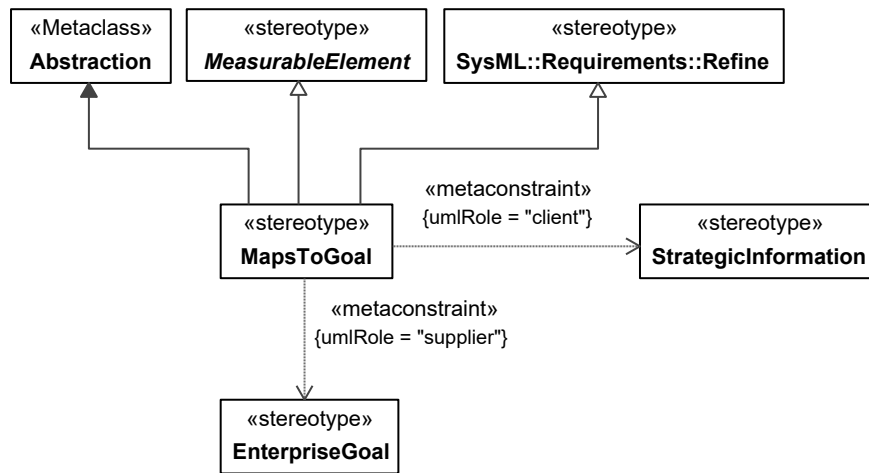


Figure 3:66 - MapsToGoal

Constraints

- [1] MapsToGoal.client Value for the client metaproperty must be stereotyped «StrategicInformation».
- [2] MapsToGoal.supplier Value for the supplier metaproperty must be stereotyped «EnterpriseGoal» or its specializations.

StrategicInformation

Package: Information

isAbstract: No

Generalization: [StrategicExchangeItem](#), [StrategicAsset](#)

Extension: Class

Description

Knowledge communicated or received concerning a particular fact or circumstance that is strategic in nature that is important or essential in relation to a plan of action

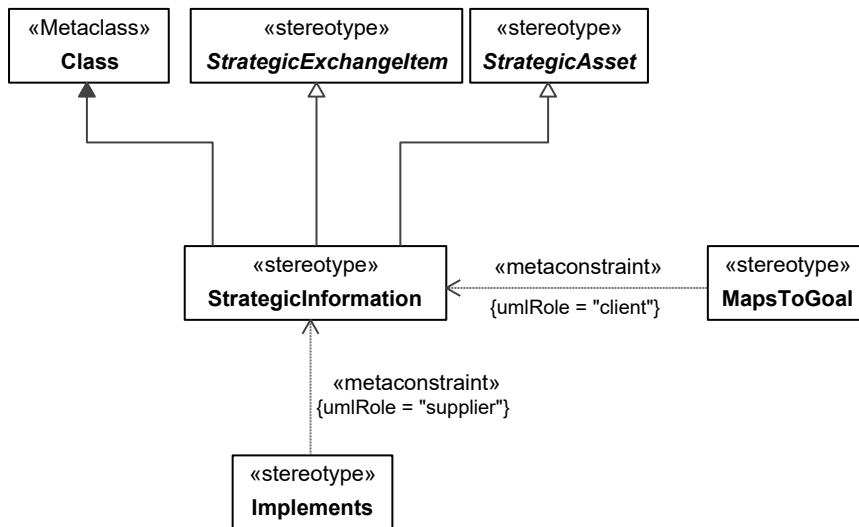


Figure 3:67 - StrategicInformation Constraints

[1] StrategicInformation.owner Values for the owner metaproperty must be stereotyped «DataModel» or its specializations.

UAF::Strategic::Constraints

Contains the elements that contribute to the Strategic Constraints View Specification.

StrategicConstraint

Package: Constraints

isAbstract: No

Generalization: [Rule](#)

Extension: Constraint
Description

A Rule governing a Capability.

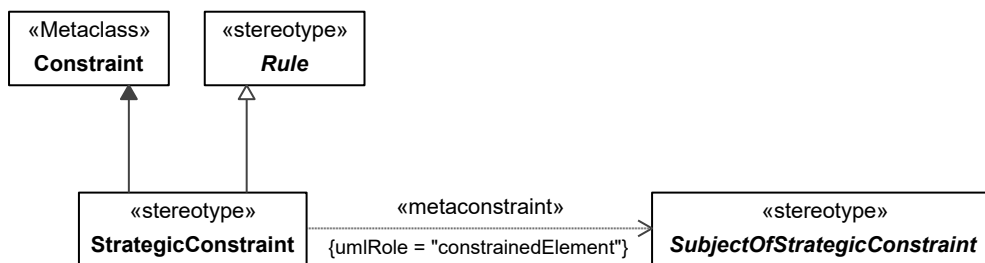


Figure 3:68 - StrategicConstraint

SubjectOfStrategicConstraint

Package: Constraints

isAbstract: Yes

Generalization: [UAFElement](#)

Extension: Element
Description

An abstract grouping of elements that can be the subject of a StrategicConstraint.

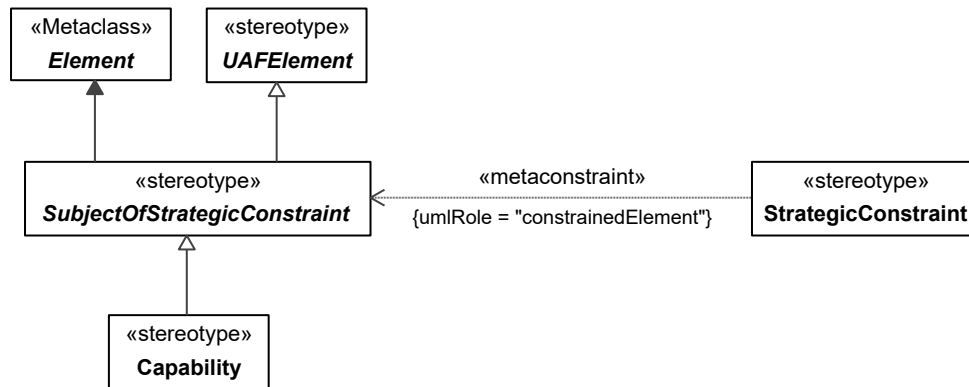


Figure 3:69 - SubjectOfStrategicConstraint

UAF::Strategic::Traceability

Contains the elements that contribute to the Strategic Traceability View Specification.

EvokedBy

Package: Traceability

isAbstract: No

Generalization: [MeasurableElement](#)

Extension: Dependency
Description

A dependency relationship denoting that a Risk is drawn out by an Opportunity.

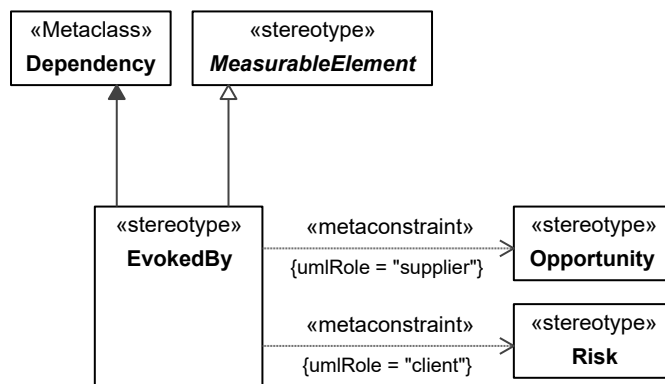


Figure 3:70 - EvokedBy

Constraints

- [1] EvokedBy.client Value for the client metaproperty must be stereotyped «Risk» or its specializations.
- [2] EvokedBy.supplier Value for the supplier metaproperty must be stereotyped «Opportunity» or its specializations.

Exhibits

Package: Traceability

isAbstract: No

Generalization: [MeasurableElement](#), Allocate

Extension: Abstraction

Description

An abstraction relationship that exists between a CapableElement and a Capability that it meets under specific environmental conditions.

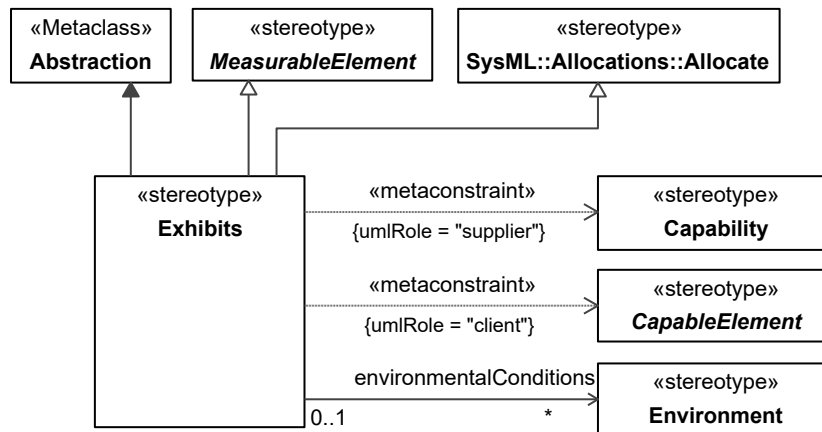


Figure 3:71 - Exhibits

Associations

environmentalConditions : Environment[*] Defines the environmental conditions constraining the way that a Capability is exhibited.

Constraints

- [1] Exhibits.client Value for the client metaproperty must be stereotyped a specialization of «CapableElement».
- [2] Exhibits.supplier Value for the supplier metaproperty must be stereotyped «Capability».

MapsToCapability

Package: Traceability

isAbstract: No

Generalization: [MeasurableElement](#), Allocate

Extension: Abstraction

Description

An Abstraction relationship denoting that an Activity contributes to providing a Capability.

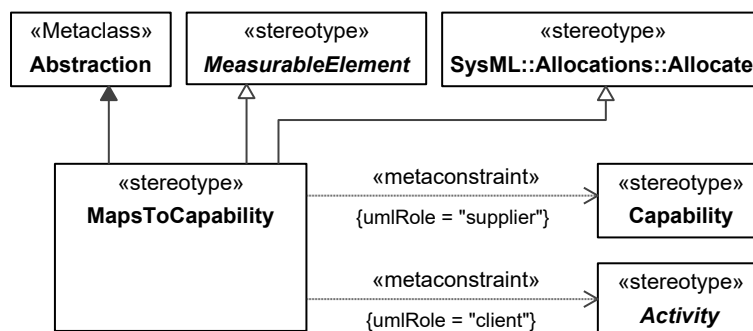


Figure 3:72 - MapsToCapability

Constraints

- [1] MapsToCapability.client Value for the client metaproperty must be stereotyped a specialization of «Activity».
- [2] MapsToCapability.supplier Value for the supplier metaproperty must be stereotyped «Capability».

OrganizationInPhase

Package: Traceability

isAbstract: No

Generalization: [MeasurableElement](#), Allocate

Extension: Abstraction
Description

An abstraction relationship relating an ActualOrganization to an ActualStrategicPhase to denote that the ActualOrganization plays a role or is a stakeholder in an ActualStrategicPhase.

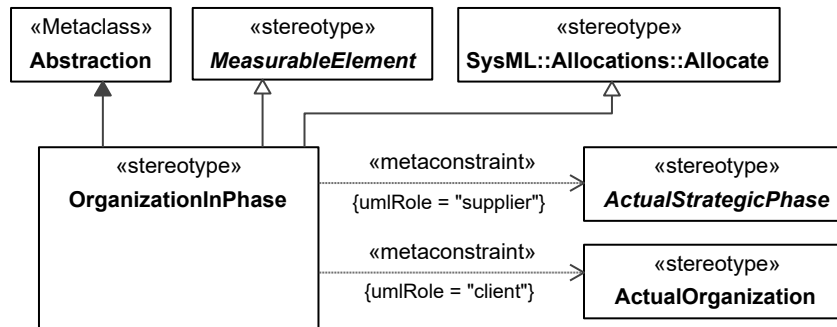


Figure 3:73 - OrganizationInPhase

Constraints

- [1] OrganizationInPhase.client Value for the client metaproperty must be stereotyped «ActualOrganization» or its specializations.
- [2] OrganizationInPhase.supplier Value for the supplier metaproperty must be stereotyped by any of specializations of «ActualStrategicPhase».

3.1.4 UAF::Operational

Stakeholders: Business Architects, Executives.

Concerns: illustrate the Logical Architecture of the enterprise.

Definition: describe the requirements, operational behavior, structure, and exchanges required to support (exhibit) capabilities. Defines all operational elements in an implementation/solution independent manner.

UAF::Operational::Taxonomy

Contains the elements that contribute to the Operational Taxonomy View Specification.

ArbitraryConnector

Package: Taxonomy

isAbstract: No

Generalization: [MeasurableElement](#)

Extension: Dependency
Description

Represents a visual indication of a connection used in high level operational concept diagrams.

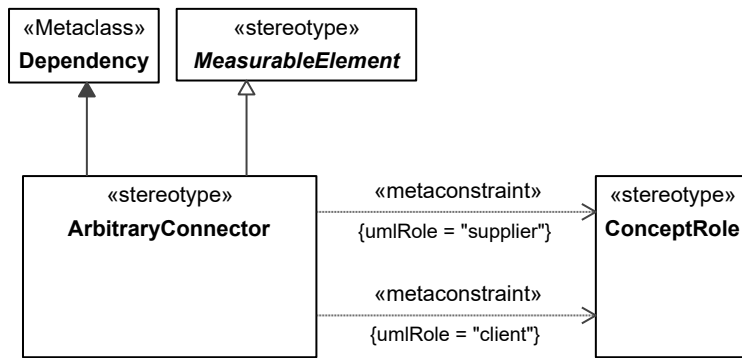


Figure 3:74 - ArbitraryConnector Constraints

- [1] ArbitraryConnector.client The value for client metaproperty has to be stereotyped «ConceptRole» or its specializations.
- [2] ArbitraryConnector.supplier The value for supplier metaproperty has to be stereotyped «ConceptRole» or its specializations.

ConceptItem

Package: Taxonomy

isAbstract: Yes

Generalization: [UAFElement](#)

Extension: Element

Description

An abstract type which represents some part played by an asset or location in a HighLevelOperationalConcept.

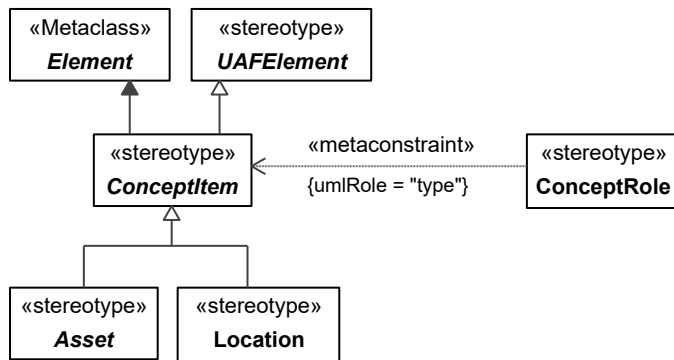


Figure 3:75 - ConceptItem

ConceptRole

Package: Taxonomy

isAbstract: No

Generalization: [MeasurableElement](#)

Extension: Property

Description

Usage of a ConceptItem in the context of a HighLevelOperationalConcept.

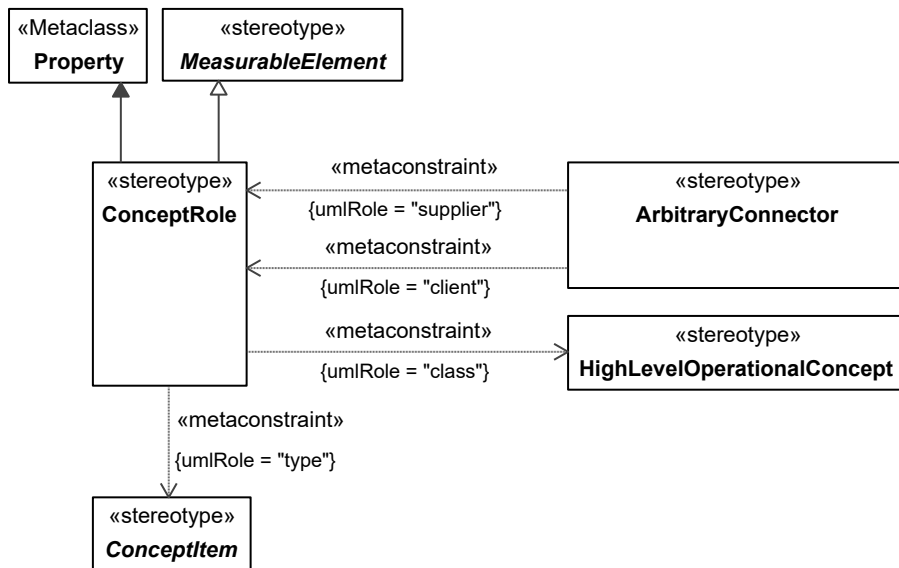


Figure 3:76 - ConceptRole

Constraints

- [1] ConceptRole.class Value for the class metaproperty must be stereotyped «HighLevelOperationalConcept» or its specializations.
- [2] ConceptRole.type Value for the type metaproperty must be stereotyped by a specialization of «ConceptItem».

HighLevelOperationalConcept

Package: Taxonomy

isAbstract: No

Generalization: [PropertySet](#), Block

Extension: Class

Description

Describes the Resources and Locations required to meet an operational scenario from an integrated systems point of view. It is used to communicate overall quantitative and qualitative system characteristics to stakeholders.

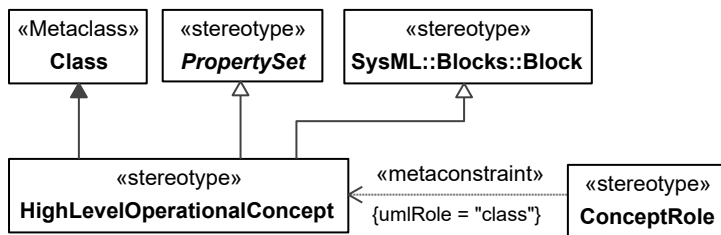


Figure 3:77 - HighLevelOperationalConcept

UAF::Operational::Structure

Contains the elements that contribute to the Operational Structure View Specification.

KnownResource

Package: Structure

isAbstract: No

Generalization: [OperationalPerformer](#), [ResourcePerformer](#)

Extension: Class

Description

Asserts that a known ResourcePerformer constrains the implementation of the OperationalPerformer that plays the role in the OperationalArchitecture.

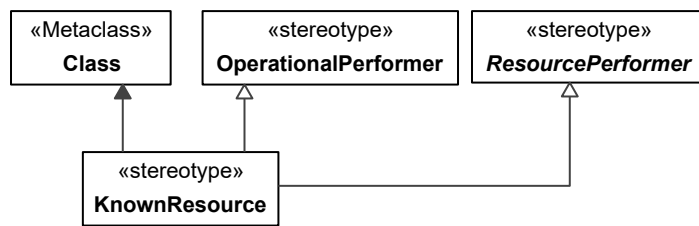


Figure 3:78 - KnownResource

OperationalAgent

Package: Structure

isAbstract: Yes

Generalization: [OperationalAsset](#), [SubjectOfOperationalConstraint](#), [CapableElement](#), [Desirer](#)

Extension: Class

Description

An abstract type grouping OperationalArchitecture and OperationalPerformer.

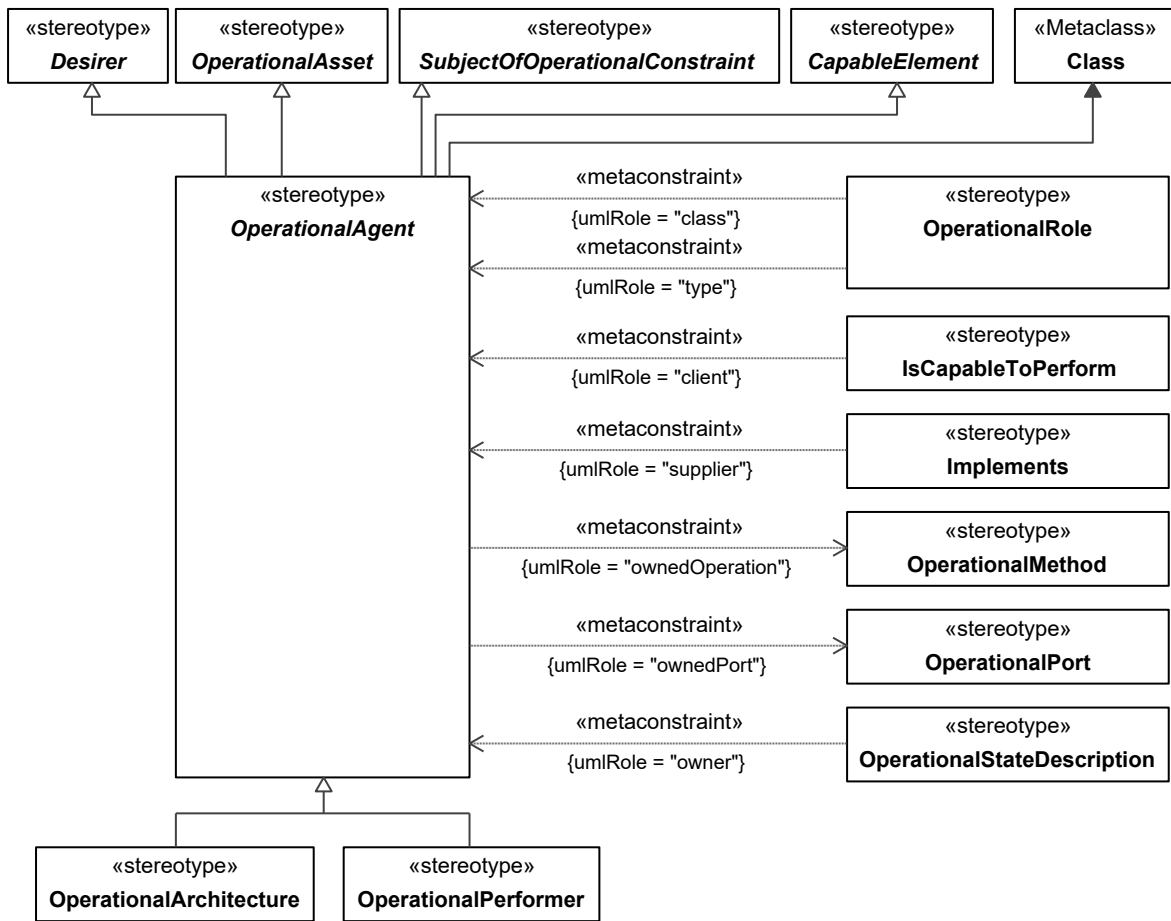


Figure 3:79 - OperationalAgent Constraints

- | | |
|--|--|
| [1] OperationalAgent.isCapableOfPerforming | Is capable of performing only «OperationalActivity» elements or its specializations. |
| [2] OperationalAgent.ownedOperation | Values for the ownedOperation metaproperty must be stereotyped «OperationalMethod» or its specializations. |
| [3] OperationalAgent.ownedPort | Values for the ownedPort metaproperty must be stereotyped «OperationalPort» or its specializations. |

OperationalArchitecture

Package: Structure

isAbstract: No

Generalization: [OperationalAgent](#), [Architecture](#)

Extension: Class

Description

An element used to denote a model of the Architecture, described from the Operational perspective.

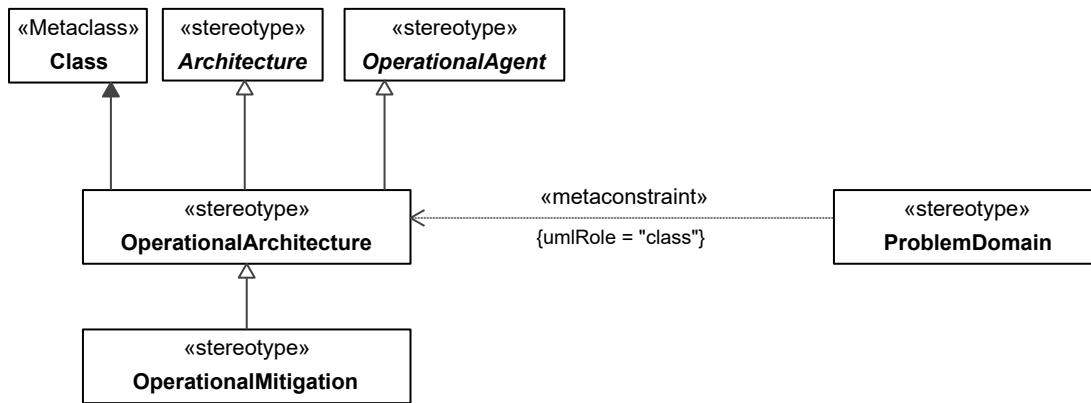


Figure 3:80 - OperationalArchitecture

OperationalMethod

Package: Structure

isAbstract: No

Generalization: [MeasurableElement](#)

Extension: Operation
Description

A behavioral feature of an OperationalAgent whose behavior is specified in an OperationalActivity.

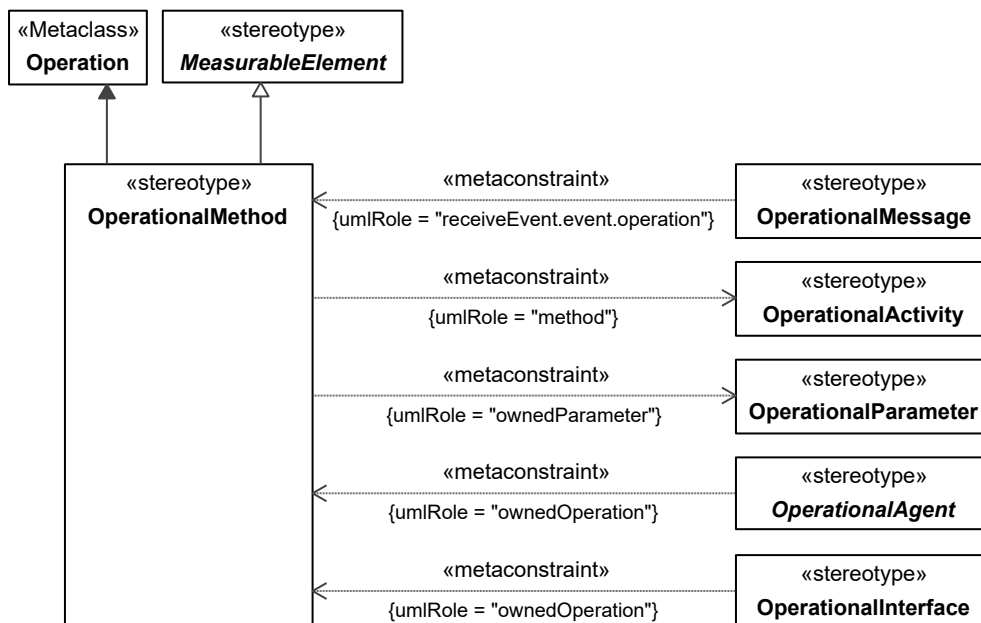


Figure 3:81 - OperationalMethod

Constraints

[1] OperationalMethod.method

Value for the method metaproperty must be stereotyped «OperationalActivity» or its specializations.

[2] OperationalMethod.ownedParameter

The values for the ownedParameter metaproperty must be stereotyped «OperationalParameter» or its specializations.

OperationalParameter

Package: Structure

isAbstract: No

Generalization: [MeasurableElement](#)

Extension: Parameter

Description

An element that represents inputs and outputs of an OperationalActivity. It is typed by an OperationalExchangeItem.

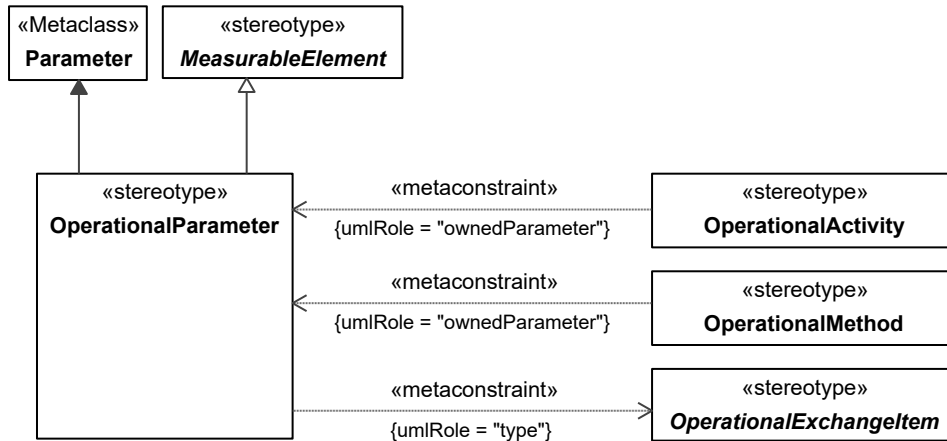


Figure 3:82 - OperationalParameter

Constraints

- [1] OperationalParameter.type Value for the type metaproperty must be stereotyped by specialization of «OperationalExchangeItem».

OperationalPerformer

Package: Structure

isAbstract: No

Generalization: [OperationalAgent](#)

Extension: Class

Description

A logical agent that IsCapableToPerform OperationalActivities which produce, consume and process Resources.

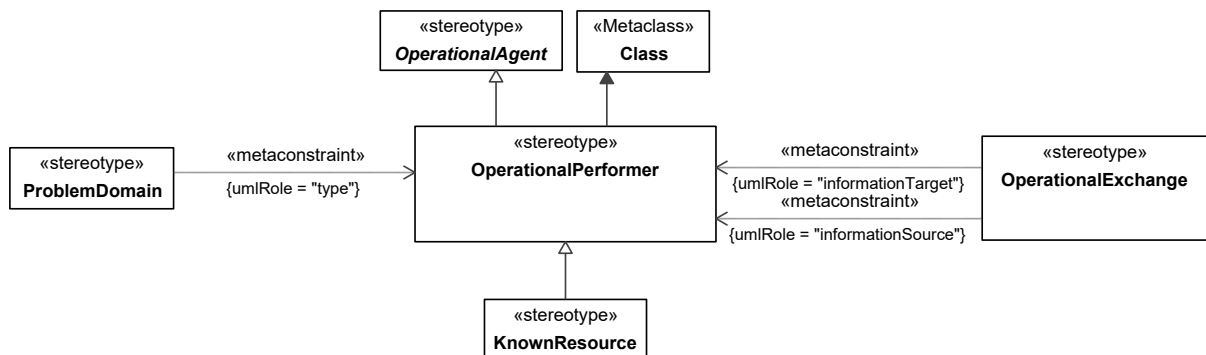


Figure 3:83 - OperationalPerformer

OperationalPort

Package: Structure

isAbstract: No

Generalization: [MeasurableElement](#), ProxyPort

Extension: Port

Description

An interaction point for an OperationalAgent through which it can interact with the outside environment and which is defined by an OperationalInterface.

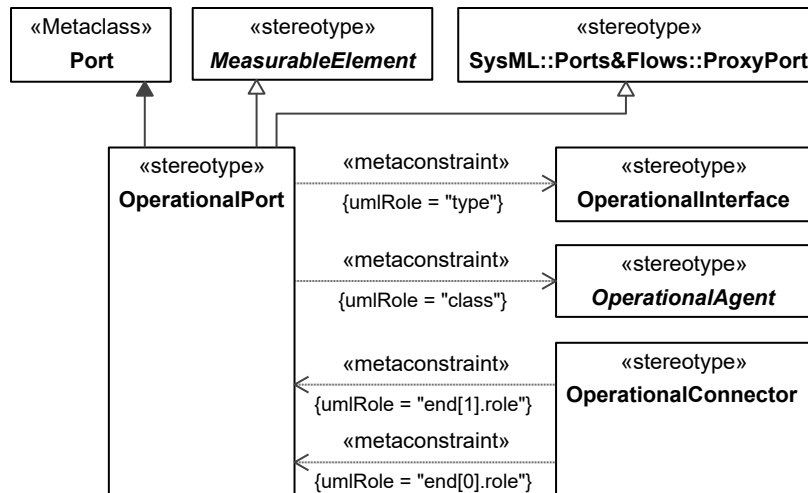


Figure 3:84 - OperationalPort

Constraints

- [1] OperationalPort.class Value for class metaproperty must be stereotyped «OperationalAgent» or its specializations.
- [2] OperationalPort.type Value for type metaproperty must be stereotyped «OperationalInterface» or its specializations.

OperationalRole

Package: Structure

isAbstract: No

Generalization: [MeasurableElement](#), [LocationHolder](#), [AssetRole](#)

Extension: Property

Description

Usage of a OperationalPerformer or OperationalArchitecture in the context of another OperationalPerformer or OperationalArchitecture. Creates a whole-part relationship.

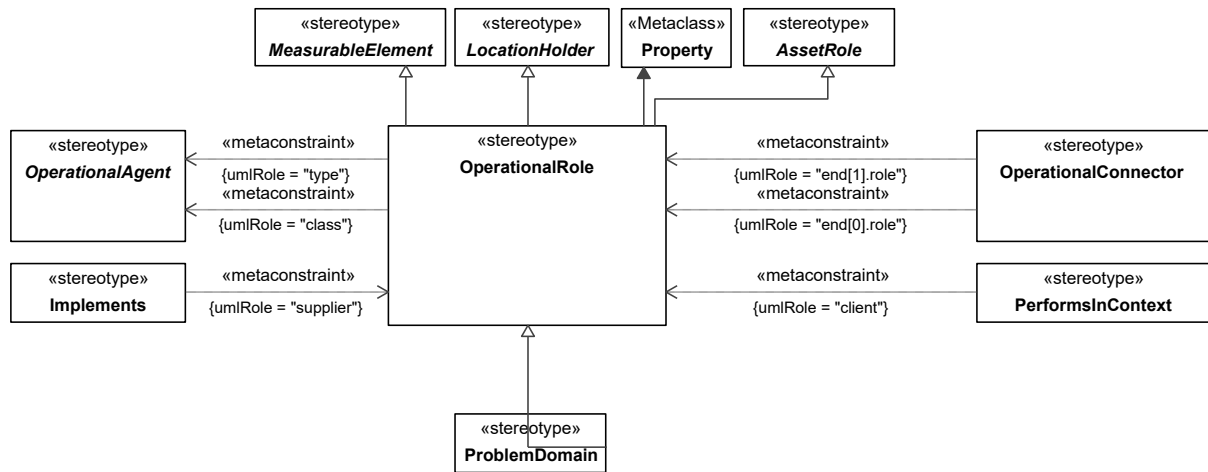


Figure 3:85 - OperationalRole

Constraints

- [1] OperationalRole.class Value for class metaproperty must be stereotyped by a specialization of «OperationalAgent».
- [2] OperationalRole.type Value for type metaproperty must be stereotyped by a specialization of «OperationalAgent».

ProblemDomain

Package: Structure

isAbstract: No

Generalization: [OperationalRole](#)

Extension: Property

Description

A property associated with an OperationalArchitecture, used to specify the scope of the problem.

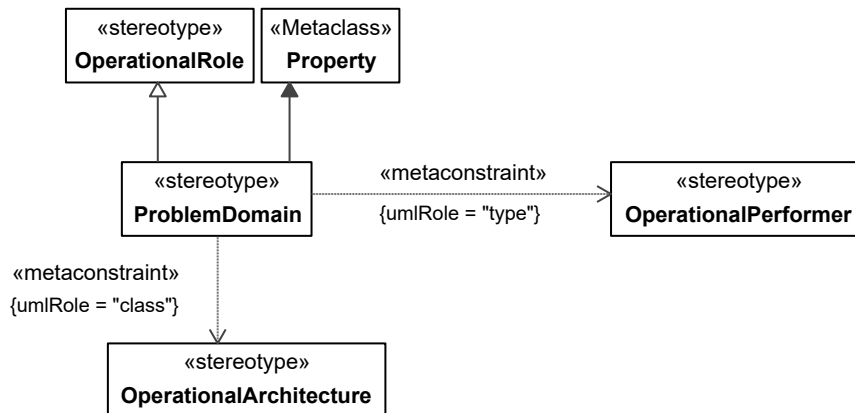


Figure 3:86 - ProblemDomain

Constraints

- [1] ProblemDomain.class Value for the class metaproperty must be stereotyped «OperationalArchitecture» or its specializations.
- [2] ProblemDomain.type Value for the type metaproperty must be stereotyped «OperationalPerformer» or its specializations.

UAF::Operational::Connectivity

Contains the elements that contribute to the Operational Connectivity View Specification.

OperationalConnector

Package: Connectivity

isAbstract: No

Generalization: [AssetRole](#)

Extension: Connector

Description

A Connector that goes between OperationalRoles representing a need to exchange Resources. It can carry a number of OperationalExchanges.

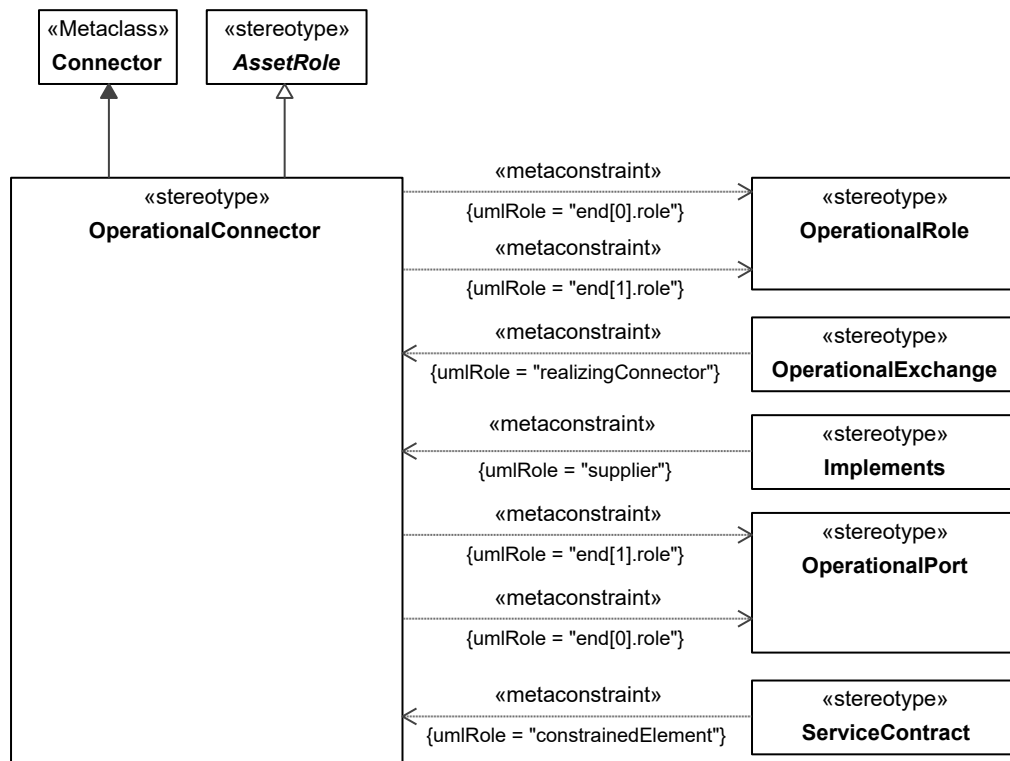


Figure 3:87 - OperationalConnector

Constraints

- [1] **OperationalConnector.end** The value for the role metaproperty for the owned ConnectorEnd must be stereotype **«OperationalRole»/«OperationalPort»** or its specializations.

OperationalExchange

Package: Connectivity

isAbstract: No

Generalization: [Exchange](#), [SubjectOfOperationalConstraint](#)

Extension: InformationFlow

Description

Asserts that a flow can exist between OperationalPerformers (i.e., flows of information, people, materiel, or energy).

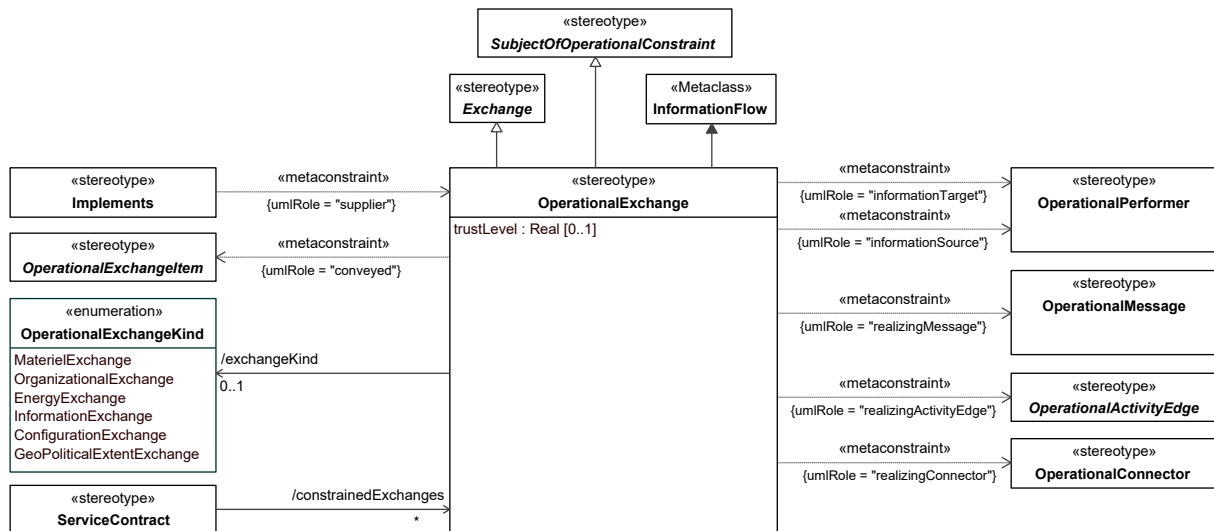


Figure 3:88 - OperationalExchange Attributes

trustLevel : Real[0..1] Captures the directional arbitrary level of trust related to an OperationalExchange between two OperationalPerformers.

Associations

exchangeKind : OperationalExchangeKind[0..1] Captures the kind of Resource being exchanged.

Constraints

[1] OperationalExchange.conveyed

In case of OperationalExchange.operationalExchangeKind:
 = InformationExchange, the conveyed element must be stereotyped «OperationalInformation» or its specializations,
 = MaterielExchange, the conveyed element must be stereotyped «ResourceArtifact» or its specializations,
 = EnergyExchange, the conveyed element must be stereotyped «NaturalResource» or its specializations,
 = OrganizationalExchange, the conveyed element must be stereotyped «OrganizationalResource» or its specializations,
 = ConfigurationExchange, the conveyed element must be stereotyped «CapabilityConfiguration» or its specializations, or
 = GeoPoliticalExtentExchange, the conveyed element must be stereotyped «GeoPoliticalExtentType» or its specializations.

[2] OperationalExchange.informationSource

Value for informationSource metaproperty has to be stereotyped «OperationalPerformer» or its specializations.

[3] OperationalExchange.informationTarget

Value for informationTarget metaproperty has to be stereotyped «OperationalPerformer» or its specializations.

[4] OperationalExchange.realizingActivityEdge

Value for realizingActivityEdge metaproperty has to be stereotyped by any specialization of «OperationalActivityEdge».

[5] OperationalExchange.realizingConnector

Value for realizingConnector metaproperty has to be stereotyped «OperationalConnector» or its specializations.

[6] OperationalExchange.realizingMessage

Value for realizingMessage metaproperty has to be stereotyped «OperationalMessage» or its specializations.

OperationalExchangeItem

Package: Connectivity

isAbstract: Yes

Generalization: [Resource](#)

Description

An abstract grouping for elements that defines the types of elements that can be exchanged between OperationalPerformers and conveyed by an OperationalExchange.

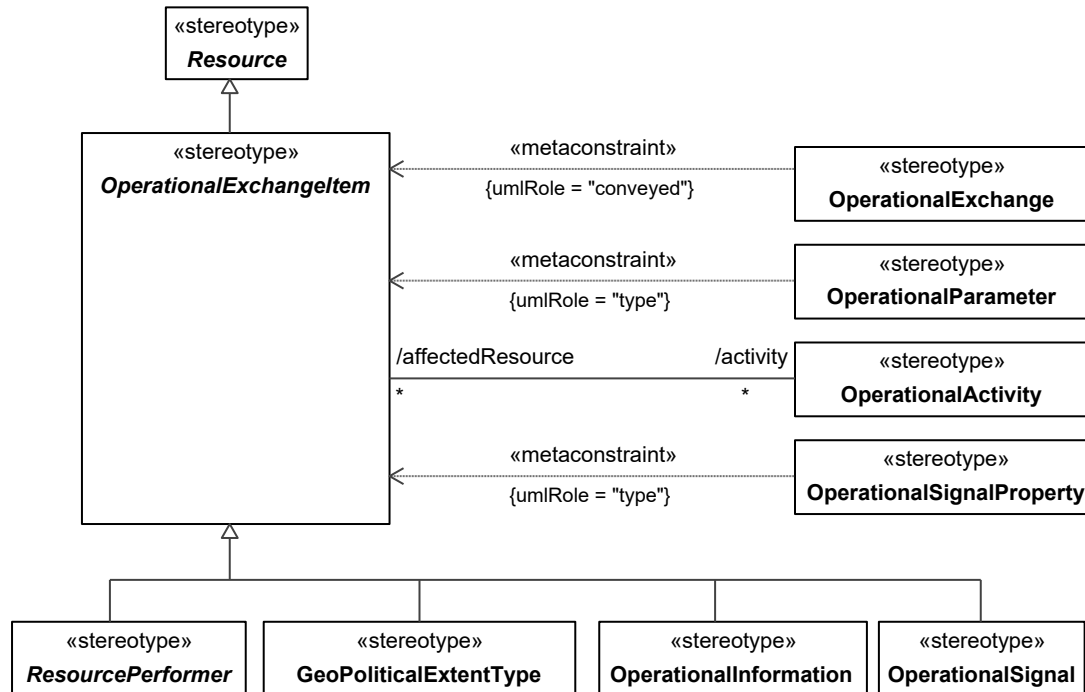


Figure 3:89 - OperationalExchangeItem

Associations

activity : OperationalActivity[*] A collection of OperationalActivities that consume and/or produce the OperationalExchangeItem internally.

OperationalExchangeKind

Package: Connectivity

isAbstract: No

Description

Enumeration of the possible kinds of operational exchange applicable to an OperationalExchange. Its enumeration literals are:

- **MaterielExchange** - Indicates that the OperationalExchange associated with the OperationalExchangeKind is a logical flow of materiel (artifacts) between Functions.
- **OrganizationalExchange** - Indicates that the OperationalExchange associated with the OperationalExchangeKind is a logical flow where human resources (PostTypes, RoleTypes) flow between OperationalPerformers.
- **EnergyExchange** - Indicates that the OperationalExchange associated with the OperationalExchangeKind is a logical flow where energy is flowed from one OperationalPerformer to another.
- **InformationExchange** - Indicates that the OperationalExchange associated with the OperationalExchangeKind is a logical flow where information is flowed from one OperationalPerformer to another.

- ConfigurationExchange - Indicates that the OperationalExchange associated with the OperationalExchangeKind is a logical flow where CapabilityConfigurations flow from one OperationalPerformer to another.
- GeoPoliticalExtentExchange - Indicates that the OperationalExchange associated with the OperationalExchangeKind is a logical flow where GeoPoliticalExtentTypes (i.e., Borders) flow from one place to another.

OperationalInterface

Package: Connectivity

isAbstract: No

Generalization: [PropertySet](#), InterfaceBlock

Extension: Class

Description

A declaration that specifies a contract between the OperationalPerformer it is related to, and any other OperationalPerformers it can interact with.

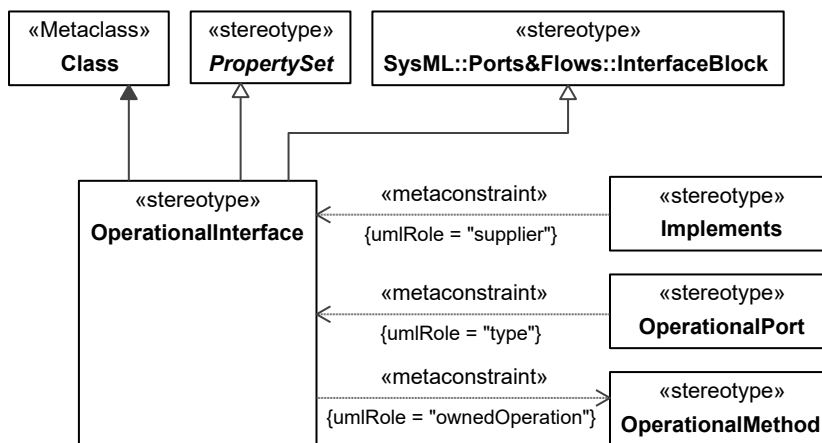


Figure 3:90 - OperationalInterface

Constraints

- [1] OperationalInterface.ownedOperation Values for the ownedOperation metaproperty must be stereotyped «OperationalMethod» or its specializations.

OperationalSignal

Package: Connectivity

isAbstract: No

Generalization: [OperationalExchangeItem](#), [SubjectOfOperationalConstraint](#)

Extension: Signal

Description

An OperationalSignal is a specification of a kind of communication between operational performers in which a reaction is asynchronously triggered in the receiver without a reply.

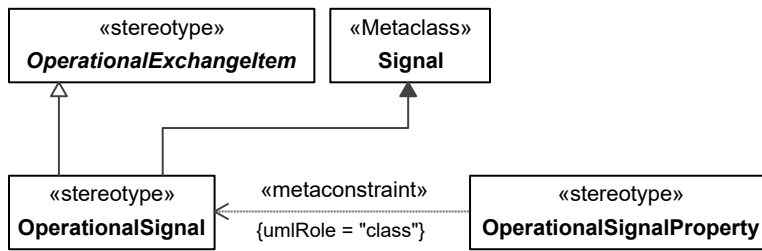


Figure 3:91 - OperationalSignal

OperationalSignalProperty

Package: Connectivity

isAbstract: No

Generalization: [MeasurableElement](#)

Extension: Property

Description

A property of an OperationalSignal typed by OperationalExchangeItem. It enables OperationalExchangeItem e.g., OperationalInformation to be passed as arguments of the OperationalSignal.

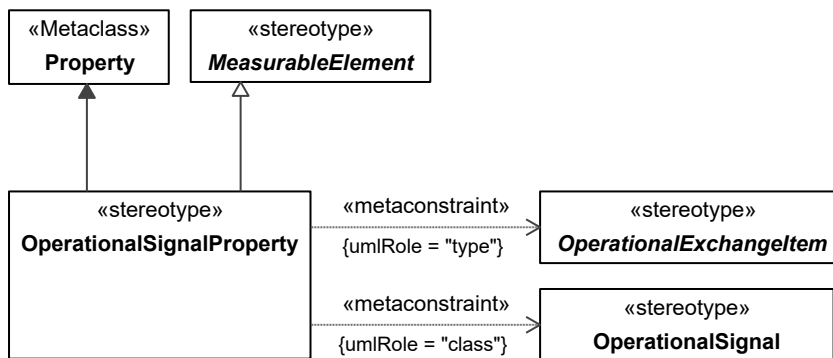


Figure 3:92 - OperationalSignalProperty

Constraints

- [1] OperationalSignalProperty.class Value for class metaproperty must be stereotyped «OperationalSignal» or its specializations.
- [2] OperationalSignalProperty.type Value for type metaproperty must be stereotyped by a specialization of «OperationalExchangeItem».

UAF::Operational::Processes

Contains the elements that contribute to the Operational Processes View Specification.

OperationalActivity

Package: Processes

isAbstract: No

Generalization: [Activity](#), [SubjectOfOperationalConstraint](#)

Extension: Activity

Description

An Activity that captures a logical process, specified independently of how the process is carried out.

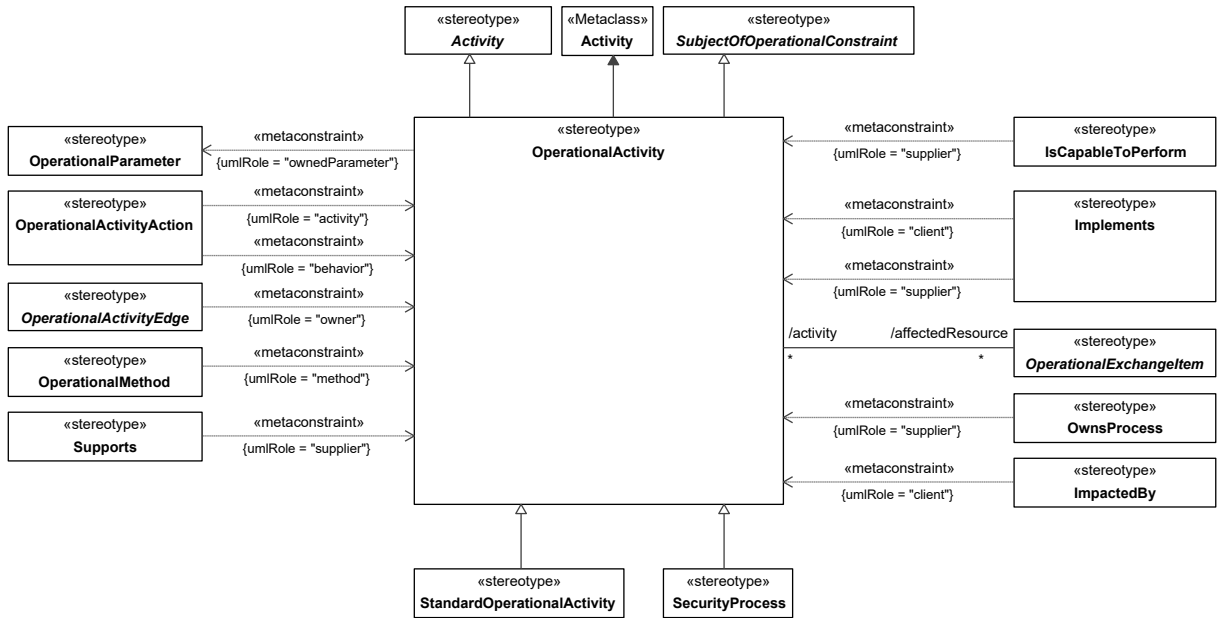


Figure 3:93 - OperationalActivity

Associations

affectedResource : OperationalExchangeItem[*] A collection of OperationalExchangeItems consumed and produced internally within the OperationalActivity.

Constraints

[1] OperationalActivity.ownedParameter The values for the ownedParameter metaproperty must be stereotyped «OperationalParameter» or its specializations.

OperationalActivityAction

Package: Processes

isAbstract: No

Generalization: [MeasurableElement](#)

Extension: CallBehaviorAction

Description

A call of an OperationalActivity in the context of another OperationalActivity.

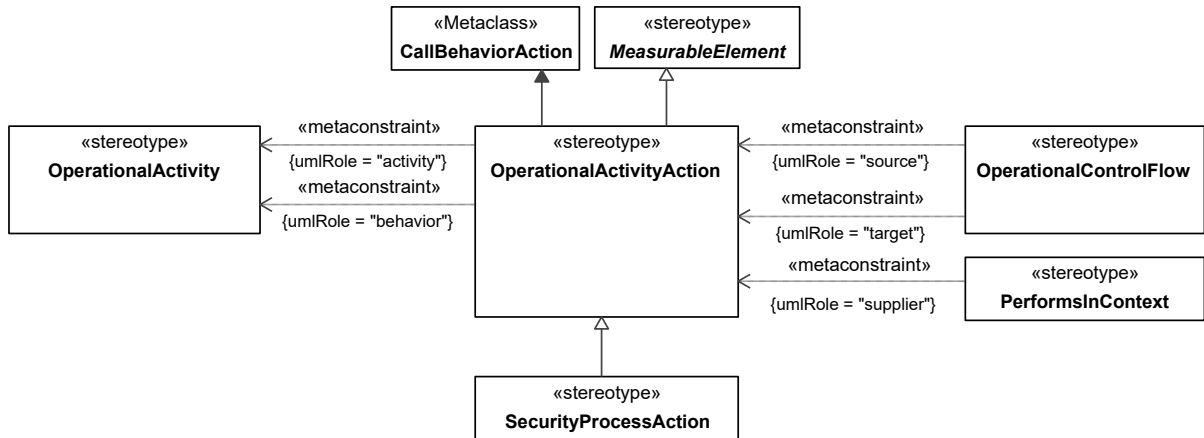


Figure 3:94 - OperationalActivityAction

Constraints

- [1] OperationalActivityAction.activity Value for the activity metaproperty must be stereotyped «OperationalActivity» or its specializations.
- [2] OperationalActivityAction.behavior Value for activity metaproperty must be stereotyped «OperationalActivity» or its specializations.

OperationalActivityEdge

Package: Processes

isAbstract: Yes

Generalization: [MeasurableElement](#)

Extension: ActivityEdge

Description

Abstract grouping for OperationalControlFlow and OperationalObjectFlow.

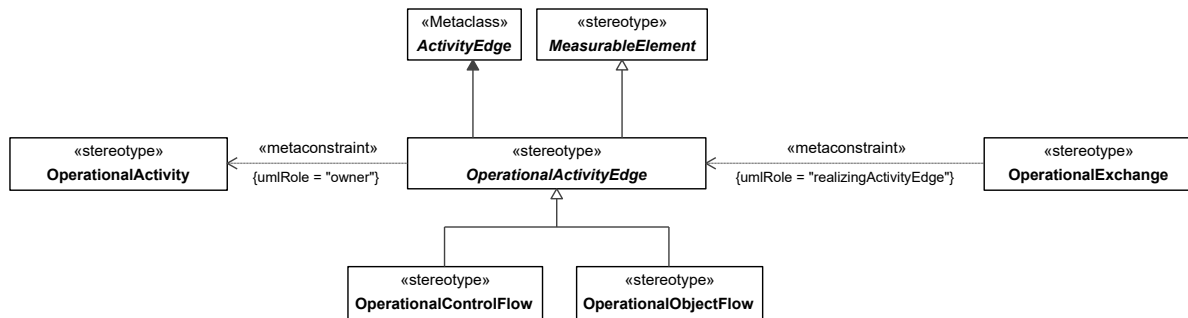


Figure 3:95 - OperationalActivityEdge

Constraints

- [1] OperationalActivityEdge.owner «OperationalActivityEdge» must be owned directly or indirectly by «OperationalActivity» or its specializations.

OperationalControlFlow

Package: Processes

isAbstract: No

Generalization: [OperationalActivityEdge](#)

Extension: ControlFlow

Description

An ActivityEdge that shows the flow of control between OperationalActivityActions.

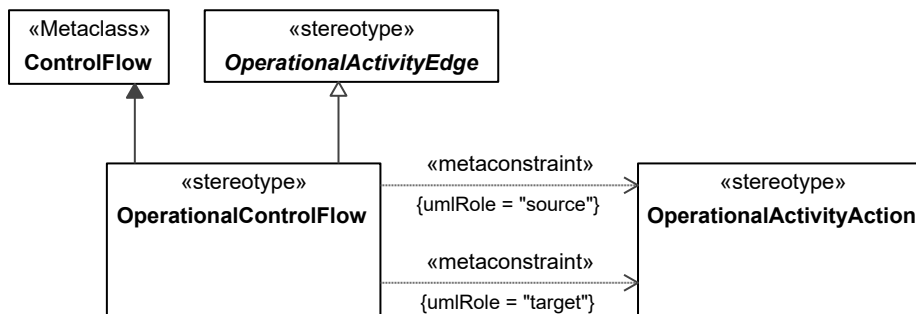


Figure 3:96 - OperationalControlFlow

Constraints

- [1] OperationalControlFlow.source Value for the source metaproperty must be stereotyped «OperationalActivityAction» or its specializations.

[2] OperationalControlFlow.target Value for the target metaproperty must be stereotyped «OperationalActivityAction» or its specializations.

OperationalObjectFlow

Package: Processes

isAbstract: No

Generalization: [OperationalActivityEdge](#)

Extension: ObjectFlow

Description

An ActivityEdge that shows the flow of Resources (objects/information) between OperationalActivityActions.

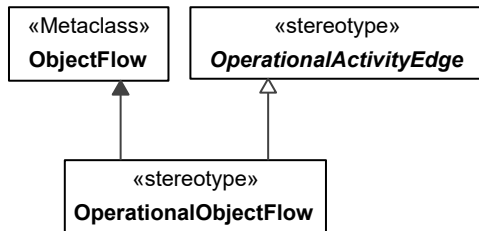


Figure 3:97 - OperationalObjectFlow

StandardOperationalActivity

Package: Processes

isAbstract: No

Generalization: [OperationalActivity](#)

Extension: Activity

Description

A sub-type of OperationalActivity that is a standard operating procedure.

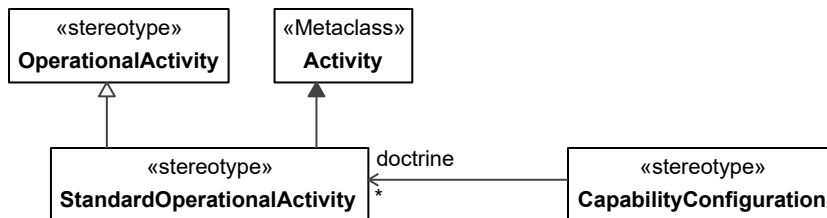


Figure 3:98 - StandardOperationalActivity

UAF::Operational::States

Contains the elements that contribute to the Operational States View Specification.

OperationalStateDescription

Package: States

isAbstract: No

Generalization: [MeasurableElement](#)

Extension: StateMachine

Description

A state machine describing the behavior of a OperationalPerformer, depicting how the OperationalPerformer responds to various events and the actions.

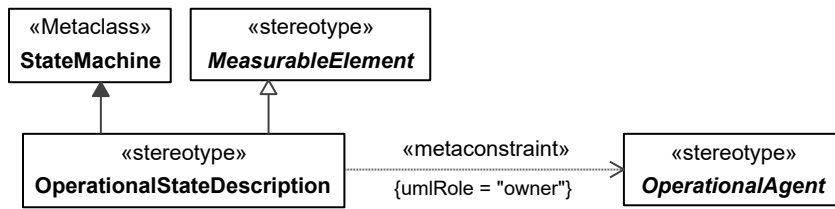


Figure 3:99 - OperationalStateDescription

Constraints

- [1] OperationalStateDescription.owner Values for the owner metaproperty must be stereotyped with specializations of «OperationalAgent».

UAF::Operational::Sequences

Contains the elements that contribute to the Operational Sequences View Specification.

OperationalMessage

Package: Sequences

isAbstract: No

Generalization: [MeasurableElement](#)

Extension: Message
Description

Message for use in an operational interaction scenario which carries any of the subtypes of OperationalExchange.

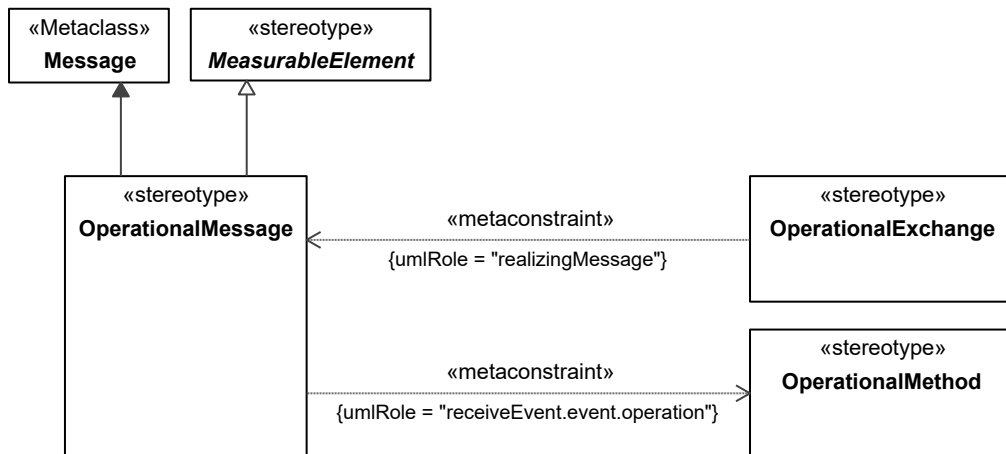


Figure 3:100 - OperationalMessage

Constraints

- [1] OperationalMessage.receiveEvent.event.operation Values for the receiveEvent.event.operation metaproperty must be stereotyped with «OperationalMethod» or its specializations.

UAF::Operational::Information

Contains the elements that contribute to the Operational Information View Specification.

OperationalInformation

Package: Information

isAbstract: No

Generalization: [OperationalAsset](#), [OperationalExchangeItem](#), [SubjectOfOperationalConstraint](#), [ServiceExchangeItem](#)

Extension: Class

Description

An item of information that flows between OperationalPerformers and is produced and consumed by the OperationalActivities that the OperationalPerformers are capable to perform (see IsCapableToPerform).

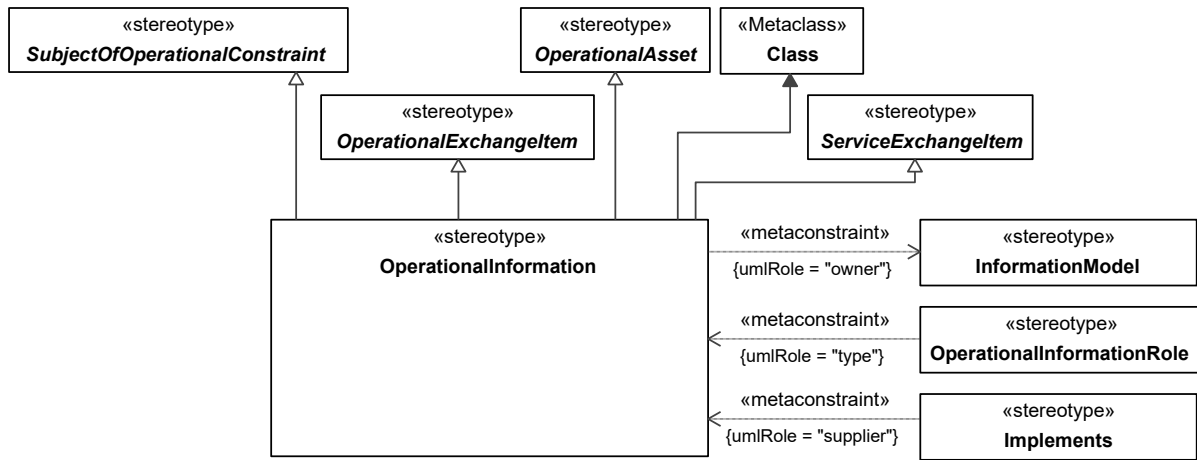


Figure 3:101 - OperationalInformation

Constraints

- [1] OperationalInformation.owner Values for the owner metaproperty must be stereotyped «InformationModel» or its specializations.

UAF::Operational::Constraints

Contains the elements that contribute to the Operational Constraints View Specification.

OperationalConstraint

Package: Constraints

isAbstract: No

Generalization: [Rule](#)

Extension: Constraint

Description

A Rule governing an operational architecture element i.e., OperationalPerformer, OperationalActivity, OperationalInformation etc.

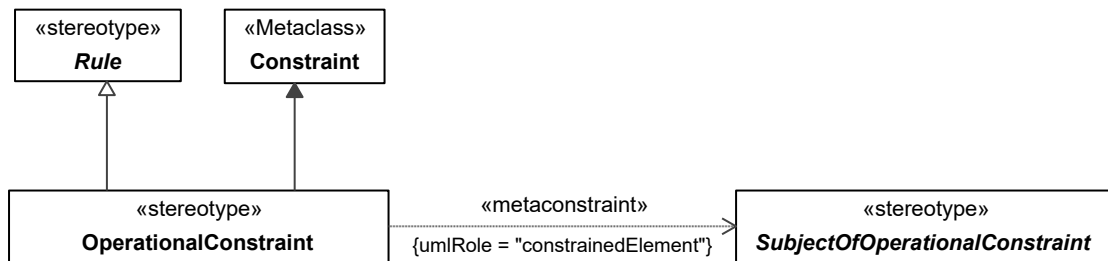


Figure 3:102 - OperationalConstraint

Constraints

- [1] OperationalConstraint.constrainedElement Value for the constrainedElement metaproperty must be stereotyped by any specialization of «SubjectOfOperationalConstraint».

SubjectOfOperationalConstraint

Package: Constraints

isAbstract: Yes

Generalization: [UAFElement](#)

Extension: Element

Description

An abstract grouping of elements that can be the subject of an OperationalConstraint.

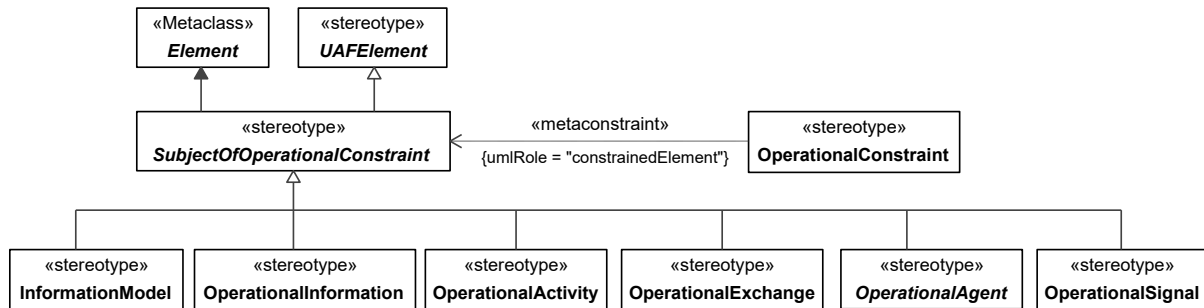


Figure 3:103 - SubjectOfOperationalConstraint

3.1.5 UAF::Services

Stakeholders: Enterprise Architects, Solution Providers, Systems Engineers, Software Architects, Business Architects.

Concerns: specifications of services required to exhibit a Capability.

Definition: shows Service specifications and required and provided service levels of these specifications required to exhibit a Capability or to support an Operational Activity.

UAF::Services::Taxonomy

Contains the elements that contribute to the Services Taxonomy View Specification.

Service

Package: Taxonomy

isAbstract: No

Generalization: [PropertySet](#), [VersionedElement](#), [CapableElement](#), Block, [Asset](#)

Extension: Class

Description

A mechanism to enable access to one or more capabilities, where the access is provided using a prescribed service interface and is exercised consistent with service constraints and policies.

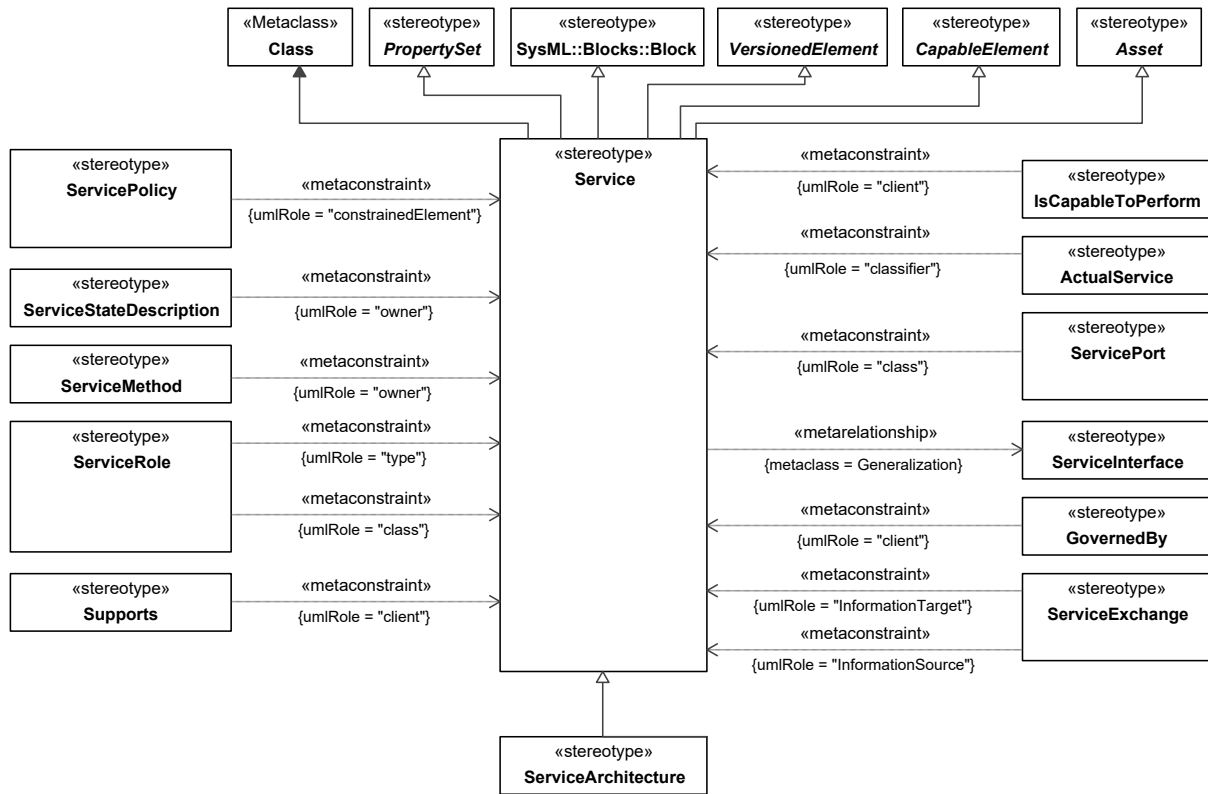


Figure 3:104 - Service

ServiceArchitecture

Package: Taxonomy

isAbstract: No

Generalization: [Service](#), [Architecture](#)

Extension: Class

Description

An element used to denote a model of the Architecture, described from the Services perspective.

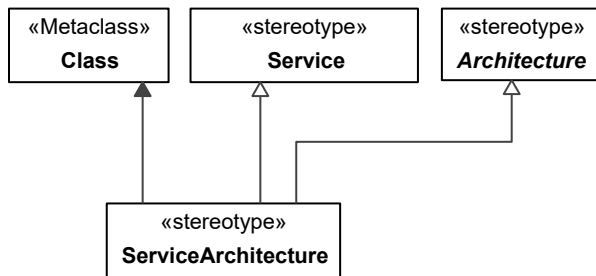


Figure 3:105 - ServiceArchitecture

UAF::Services::Structure

Contains the elements that contribute to the Services Structure View Specification.

ServiceMethod

Package: Structure

isAbstract: No

Generalization: [MeasurableElement](#)

Extension: Operation
Description

A behavioral feature of a Service whose behavior is specified in a ServiceFunction.

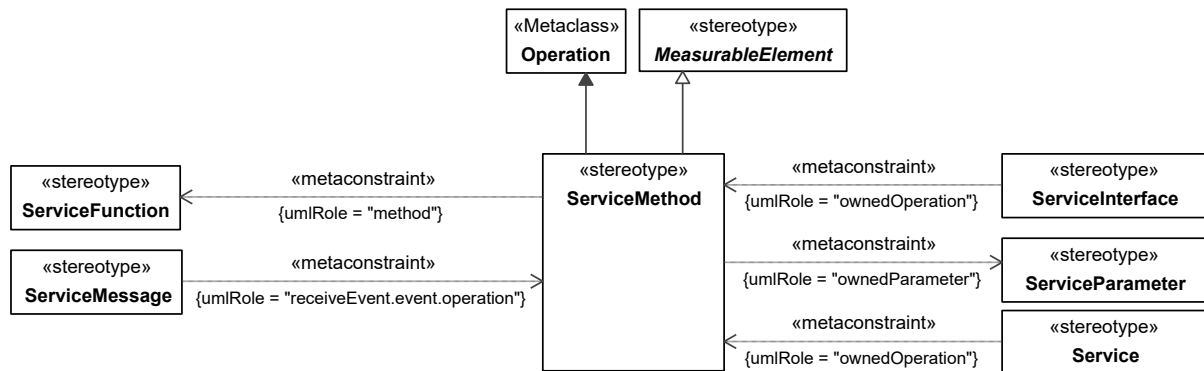


Figure 3:106 - ServiceMethod

Constraints

- | | |
|----------------------------------|---|
| [1] ServiceMethod.method | Value for the method metaproperty must be stereotyped «ServiceFunction» or its specializations. |
| [2] ServiceMethod.ownedParameter | The values for the ownedParameter metaproperty must be stereotyped «ServiceParameter» or its specializations. |
| [3] ServiceMethod.owner | The values for the owner metaproperty must be stereotyped «Service» or its specializations. |

ServiceParameter

Package: Structure

isAbstract: No

Generalization: [MeasurableElement](#)

Extension: Parameter
Description

An element that represents inputs and outputs of a ServiceFunction, represents inputs and outputs of a Service.

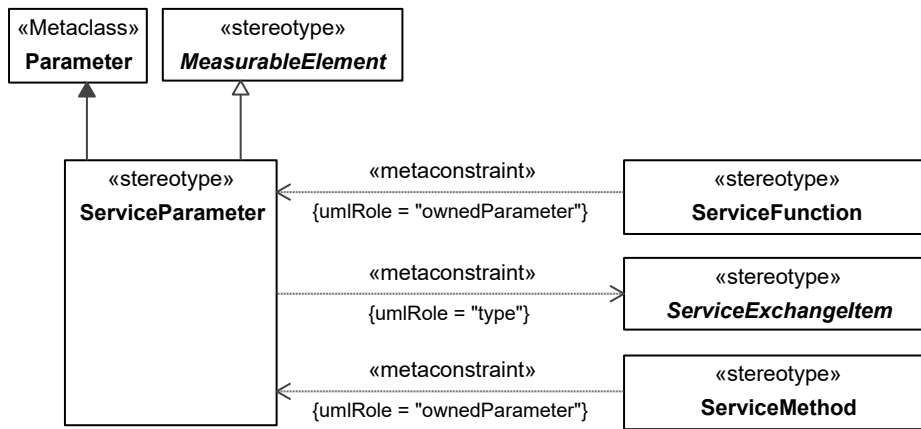


Figure 3:107 - ServiceParameter

Constraints

- [1] ServiceParameter.type The values for the type metaproperty must be stereotyped a specialization of «ServiceExchangeItem».

ServicePort

Package: Structure

isAbstract: No

Generalization: ProxyPort, [MeasurableElement](#)

Extension: Port

Description

An interaction point for a Service through which it can interact with the outside environment and which is defined by a ServiceInterface.

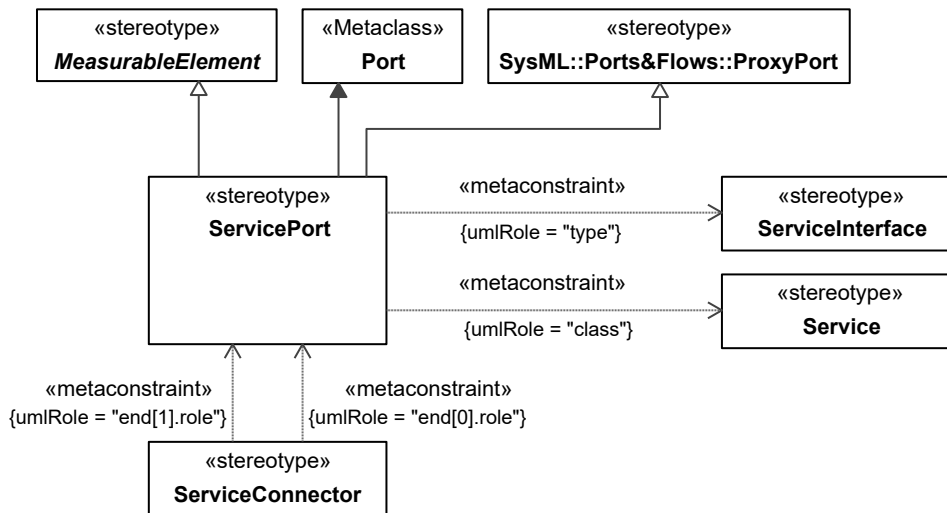


Figure 3:108 - ServicePort

Constraints

- [1] ServicePort.class Value for the class metaproperty must be stereotyped «Service» or its specializations.
- [2] ServicePort.type Value for the type metaproperty must be stereotyped «ServiceInterface» or its specializations.

ServiceRole

Package: Structure

isAbstract: No

Generalization: [MeasurableElement](#), [AssetRole](#)

Extension: Property

Description

Usage of a Service in the context of another Service. Creates a whole-part relationship.

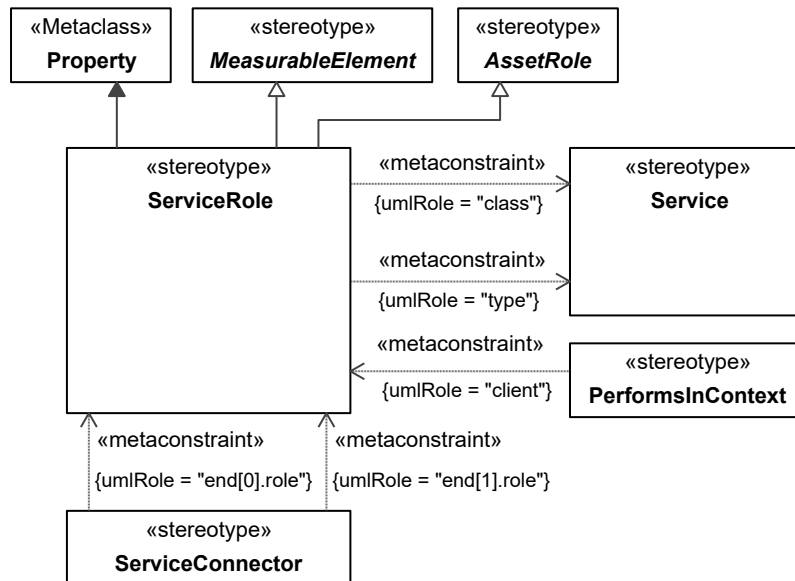


Figure 3:109 - ServiceRole

Constraints

[1] ServiceRole.class Value for the class metaproperty must be stereotyped «Service» or its specializations.

[2] ServiceRole.type Value for the type metaproperty must be stereotyped «Service» or its specializations.

UAF::Services::Connectivity

Contains the elements that contribute to the Services Connectivity View Specification.

ServiceConnector

Package: Connectivity

isAbstract: No

Generalization: [AssetRole](#)

Extension: Connector

Description

A channel for exchange between two Services. Where one acts as the consumer of the other.

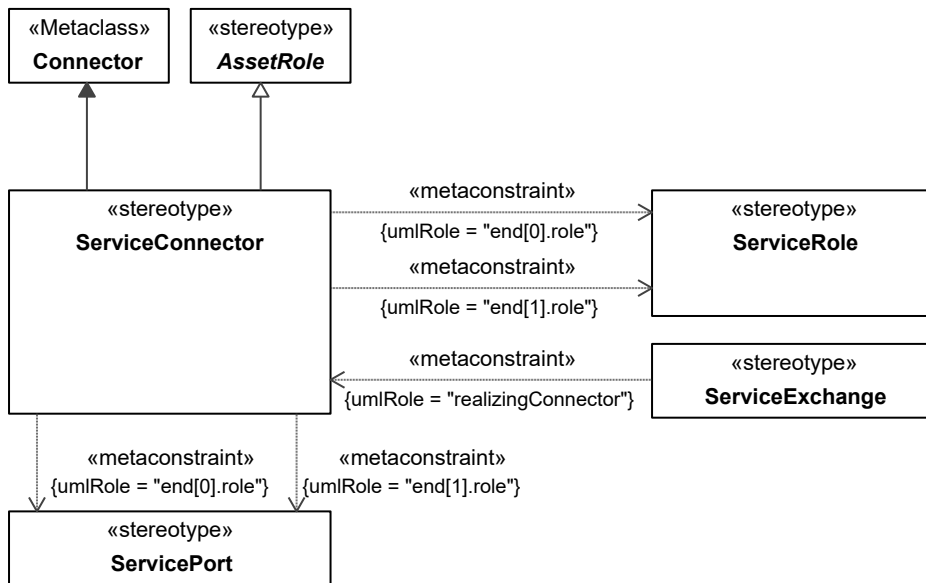


Figure 3:110 - ServiceConnector

Constraints

- [1] ServiceConnector.end The value for the role metaproperty for the owned ConnectorEnd must be stereotyped «ServicePort», «ServiceRole» or their specializations.

ServiceExchange

Package: Connectivity

isAbstract: No

Generalization: [Exchange](#)

Extension: InformationFlow

Description

Asserts that a flow can exist between Services (i.e. flows of information, people, materiel, or energy).

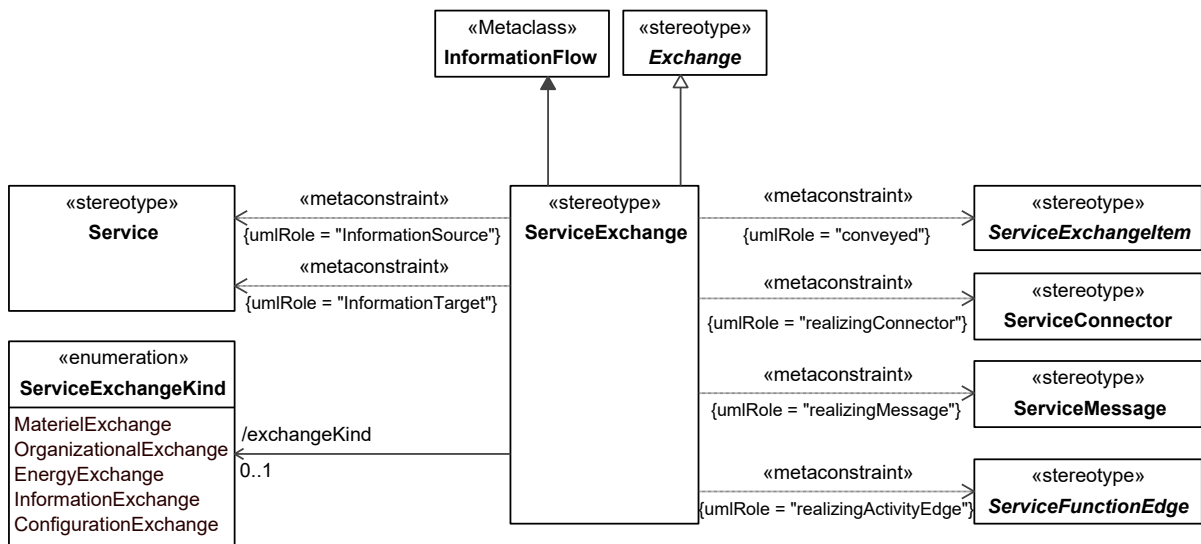


Figure 3:111 - ServiceExchange

Associations

exchangeKind : Captures the kind of Resource being exchanged.

Constraints

- [1] ServiceExchange.conveyed Value for conveyed metaproperty has to be stereotyped by any of specializations of «ServiceExchangeItem».
- [2] ServiceExchange.informationSource Value for informationSource metaproperty has to be stereotyped «Service» or its specializations.
- [3] ServiceExchange.informationTarget Value for informationTarget metaproperty has to be stereotyped «Service» or its specializations.
- [4] ServiceExchange.realizingActivityEdge Value for the realizingActivityEdge metaproperty must be stereotyped by the specialization of «ServiceFunctionEdge».
- [5] ServiceExchange.realizingConnector Value for the realizingConnector metaproperty must be stereotyped «ServiceConnector» or its specializations.
- [6] ServiceExchange.realizingMessage Value for the realizingMessage metaproperty must be stereotyped «ServiceMessage» or its specializations.

ServiceExchangeItem

Package: Connectivity

isAbstract: Yes

Generalization: [Resource](#), [Resource](#)

Description

An abstract grouping for elements that defines the types of elements that can be exchanged between Services and conveyed by a ServiceExchange.

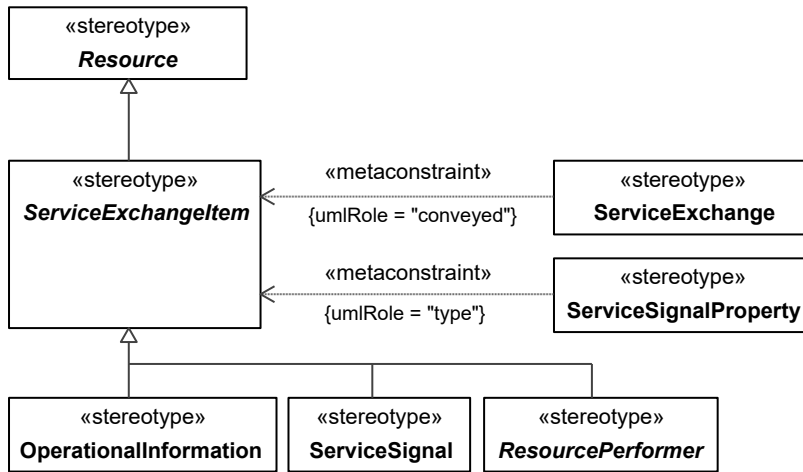


Figure 3:112 - ServiceExchangeItem

ServiceExchangeKind

Package: Connectivity

isAbstract: No

Description

Enumeration of the possible kinds of ServiceExchange. Its enumeration literals are:

- MaterielExchange - Indicates that the ServiceExchange associated with the ServiceExchangeKind is a logical flow of materiel (artifacts) between Services.
- OrganizationalExchange - Indicates that the ServiceExchange associated with the ServiceExchangeKind is a logical flow where human resources (PostTypes, RoleTypes) flow between Services.

- EnergyExchange - Indicates that the ServiceExchange associated with the ServiceExchangeKind is a logical flow where energy is flowed from one Service to another.
- InformationExchange - Indicates that the ServiceExchange associated with the ServiceExchangeKind is a logical flow where information is flowed from one Service to another.
- ConfigurationExchange - Indicates that the ServiceExchange associated with the ServiceExchangeKind is a logical flow where CapabilityConfigurations flow from one Service to another.

ServiceInterface

Package: Connectivity

isAbstract: No

Generalization: [PropertySet](#), InterfaceBlock

Extension: Class

Description

A contract that defines the ServiceMethods and ServiceSignals that the Service realizes.

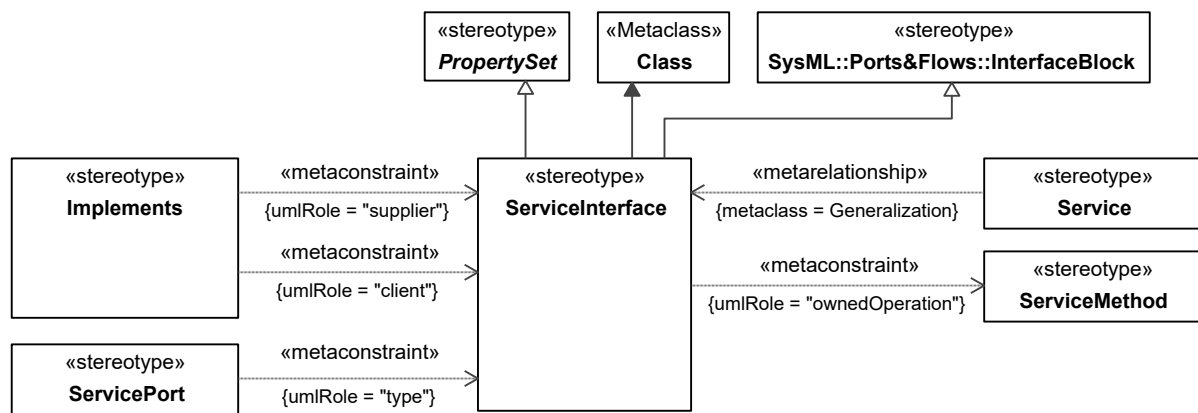


Figure 3:113 - ServiceInterface

Constraints

- [1] ServiceInterface.ownedOperation Values for the ownedOperation metaproperty must be stereotyped **«ServiceMethod»** or its specializations.

ServiceSignal

Package: Connectivity

isAbstract: No

Generalization: [ServiceExchangeItem](#)

Extension: Signal

Description

A specification of a kind of communication between Services in which a reaction is asynchronously triggered in the receiver without a reply.

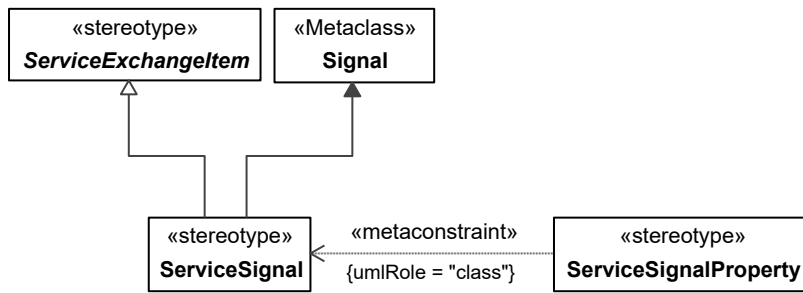


Figure 3:114 - ServiceSignal

ServiceSignalProperty

Package: Connectivity

isAbstract: No

Generalization: [MeasurableElement](#)

Extension: Property

Description

A property of a ServiceSignal typed by ServiceExchangeItem. It enables ServiceExchangeItem e.g. OperationalInformation to be passed as arguments of the ServiceSignal.

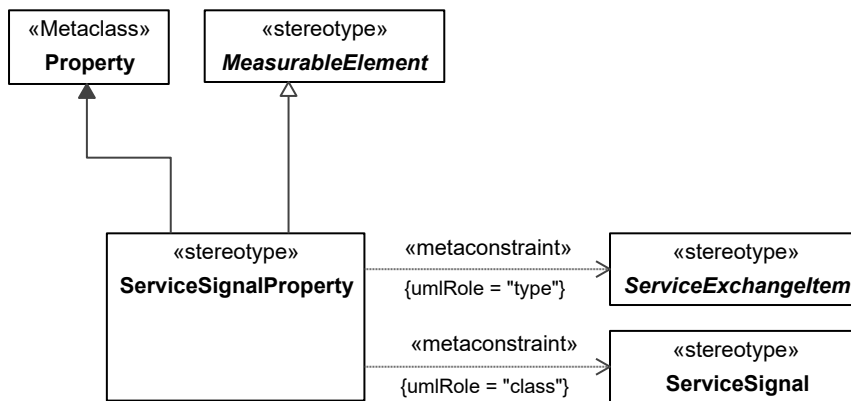


Figure 3:115 - ServiceSignalProperty

Constraints

- [1] ServiceSignalProperty.class Value for class metaproperty must be stereotyped «ServiceSignal» or its specializations.
- [2] ServiceSignalProperty.type Value for type metaproperty must be stereotyped by the specialization of «ServiceExchangeItem».

3.1.5.1 UAF::Services::Processes

Contains the elements that contribute to the Services Processes View Specification.

ServiceControlFlow

Package: Processes

isAbstract: No

Generalization: [ServiceFunctionEdge](#)

Extension: ControlFlow

Description

An ActivityEdge that shows the flow of control between ServiceFunctionActions.

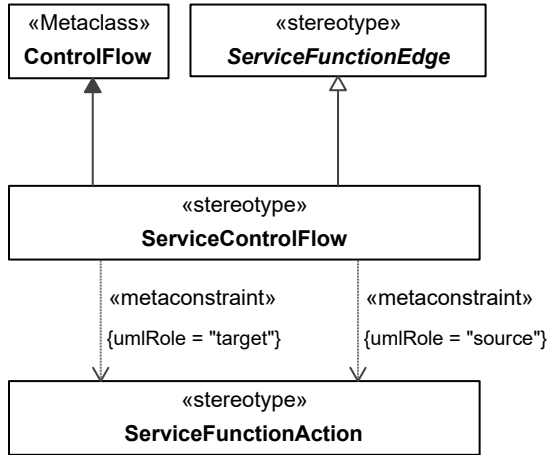


Figure 3:116 - ServiceControlFlow Constraints

- [1] ServiceControlFlow.source Value for the source metaproperty must be stereotyped «ServiceFunctionAction» or its specializations.
- [2] ServiceControlFlow.target Value for the target metaproperty must be stereotyped «ServiceFunctionAction» or its specializations.

ServiceFunction

Package: Processes

isAbstract: No

Generalization: [Activity](#)

Extension: Activity

Description

An Activity that describes the abstract behavior of Services, regardless of the actual implementation.

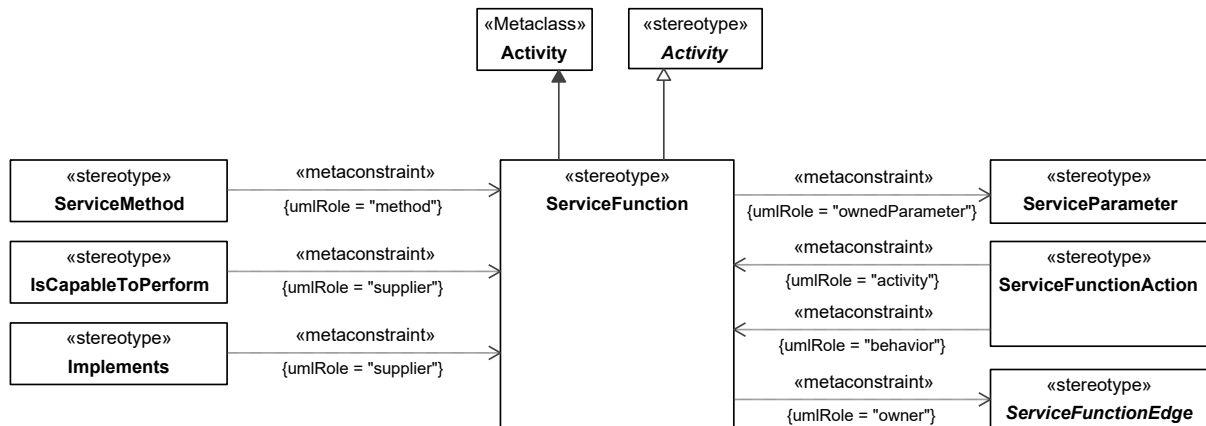


Figure 3:117 - ServiceFunction Constraints

- [1] ServiceFunction.ownedParameter The values for the ownedParameter metaproperty must be stereotyped «ServiceParameter».

ServiceFunctionAction

Package: Processes

isAbstract: No

Generalization: [MeasurableElement](#)

Extension: CallBehaviorAction
Description

A call of a ServiceFunction in the context of another ServiceFunction.

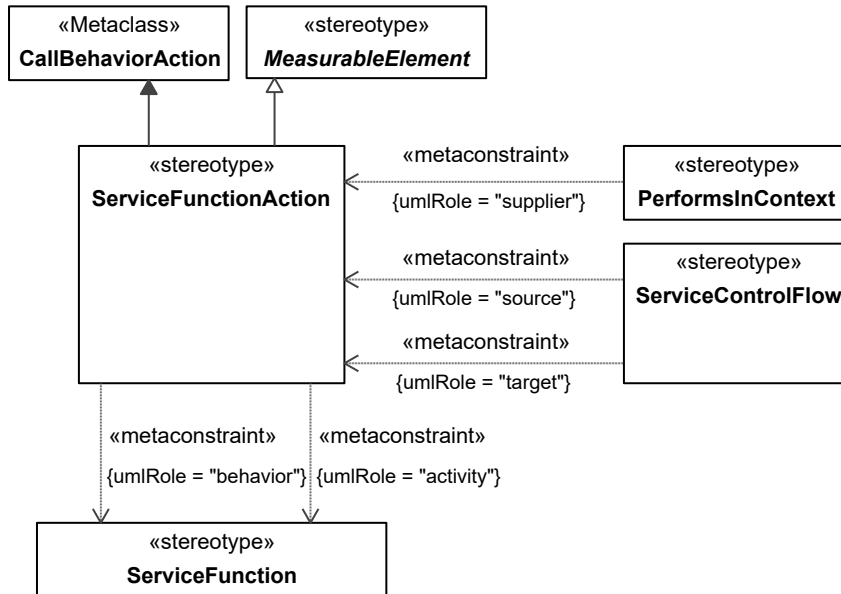


Figure 3:118 - ServiceFunctionAction

Constraints

- [1] ServiceFunctionAction.activity Value for the behavior metaproperty must be stereotyped «ServiceFunction» or its specializations.
- [2] ServiceFunctionAction.behavior Value for the activity metaproperty must be stereotyped «ServiceFunction» or its specializations.

ServiceFunctionEdge

Package: Processes

isAbstract: Yes

Generalization: [MeasurableElement](#)

Extension: ActivityEdge
Description

Abstract grouping for ServiceControlFlow and ServiceObjectFlow.

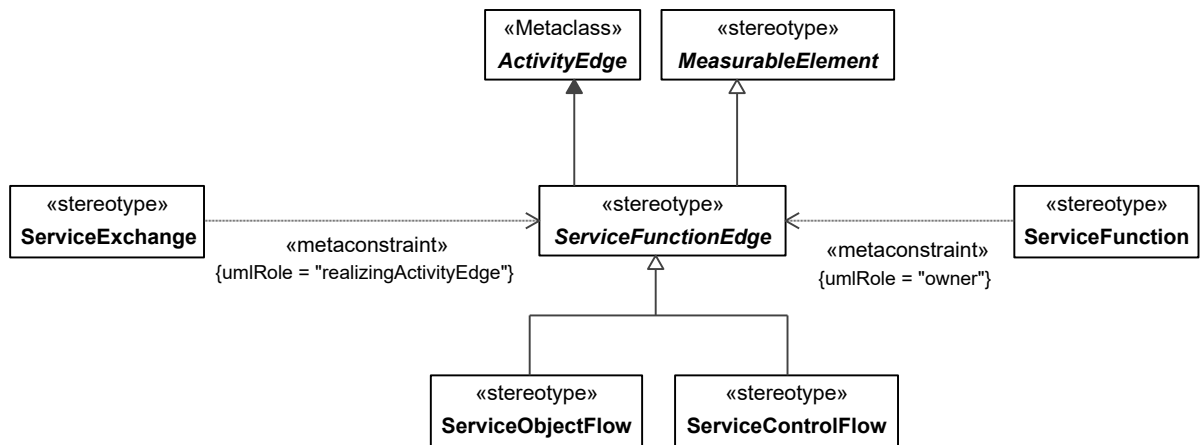


Figure 3:119 - ServiceFunctionEdge
Constraints

- [1] ServiceFunctionEdge.owner «ServiceFunctionEdge» must be owned directly or indirectly by «ServiceFunction» or its specializations.

ServiceObjectFlow

Package: Processes

isAbstract: No

Generalization: [ServiceFunctionEdge](#)

Extension: ObjectFlow

Description

An ActivityEdge that shows the flow of Resources (objects/information) between ServiceFunctionActions.

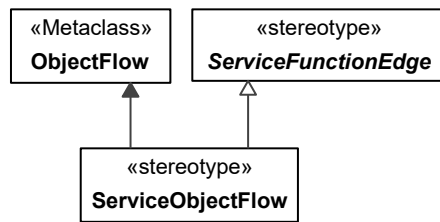


Figure 3:120 - ServiceObjectFlow

UAF::Services::States

Contains the elements that contribute to the Services States View Specification.

ServiceStateDescription

Package: States

isAbstract: No

Generalization: [MeasurableElement](#)

Extension: StateMachine

Description

A state machine describing the behavior of a Service, depicting how the Service responds to various events and the actions.

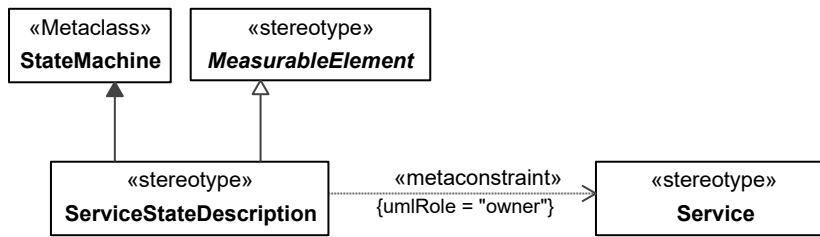


Figure 3:121 - ServiceStateDescription

Constraints

- [1] ServiceStateDescription.owner Values for the owner metaproperty must be stereotyped «Service» or its specializations.

UAF::Services::Sequences

Contains the elements that contribute to the Services Sequences View Specification.

ServiceMessage

Package: Sequences

isAbstract: No

Generalization: [MeasurableElement](#)

Extension: Message

Description

Message for use in a services interaction scenario which carries any of the subtypes of ServiceExchange.

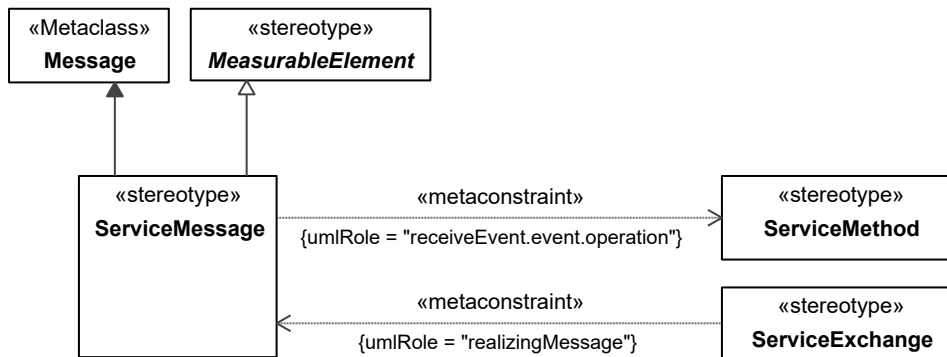


Figure 3:122 - ServiceMessage

Constraints

- [1] ServiceMessage.receiveEvent.event.operation Values for the receiveEvent.event.operation metaproperty must be stereotyped with «ServiceMethod» or its specializations.

UAF::Services::Constraints

Contains the elements that contribute to the Services Constraints View Specification.

ServiceContract

Package: Constraints

isAbstract: No

Generalization: [Rule](#)

Extension: Constraint

Description

A constraint governing the use of one or more Services.

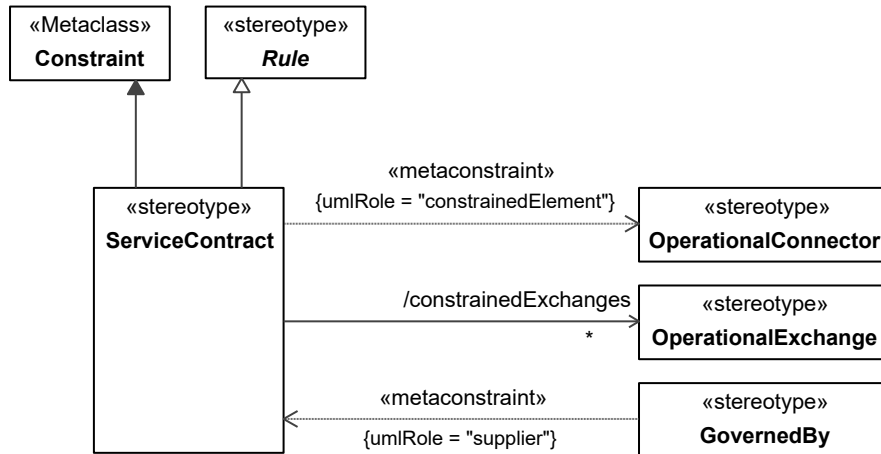


Figure 3:123 - ServiceContract

Associations

constrainedExchanges : OperationalExchange[*] OperationalExchanges constrained to be carried out by the Service GovernedBy this ServiceContract.

Constraints

[1] ServiceContract.constrainedElement Values for constrainedElement metaproperty must be stereotyped «OperationalConnector» or its specializations.

ServicePolicy

Package: Constraints

isAbstract: No

Generalization: [Rule](#)

Extension: Constraint

Description

A constraint governing the use of one or more Services.

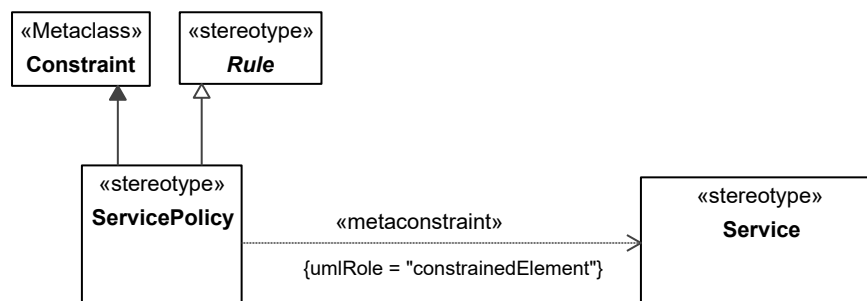


Figure 3:124 - ServicePolicy

Constraints

[1] ServicePolicy.constrainedElement Values for constrainedElement metaproperty must be stereotyped «Service» or its specializations.

UAF::Services::Traceability

Contains the elements that contribute to the Services Traceability View Specification.

GovernedBy

Package: Traceability

isAbstract: No

Generalization: [MeasurableElement](#), Allocate

Extension: Abstraction
Description

An abstraction relationship that exists between the ServiceContract and the Service that it governs.

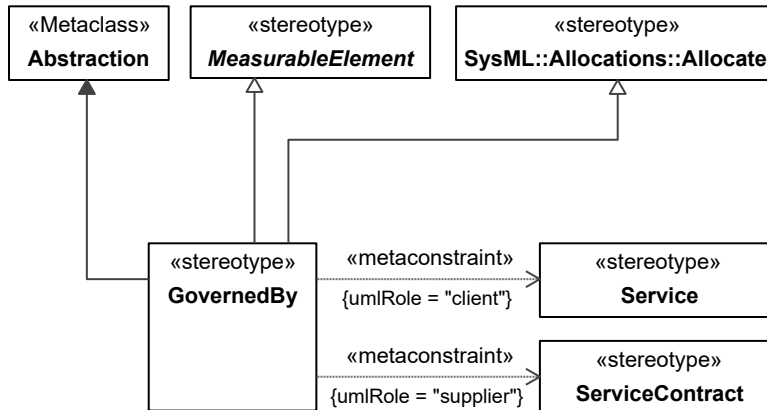


Figure 3:125 - GovernedBy
Constraints

- [1] GovernedBy.client Value for the client metaproperty must be stereotyped «Service» or its specializations.
- [2] GovernedBy.supplier Value for the supplier metaproperty must be stereotyped «ServiceContract» or its specializations.

Supports

Package: Traceability

isAbstract: No

Generalization: Allocate, [MeasurableElement](#)

Extension: Abstraction
Description

An abstraction relationship that asserts that a service in someway contributes or assists in the execution of an OperationalActivity.

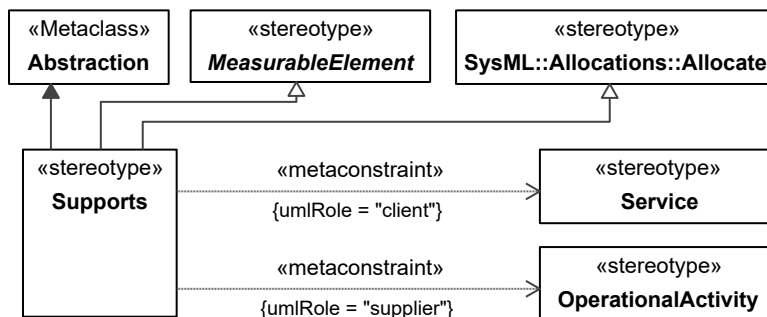


Figure 3:126 - Supports
Constraints

- [1] Supports.client Value for the client metaproperty must be stereotyped «Service» or its specializations.

[2] Supports.supplier Value for the supplier metaproperty must be stereotyped «OperationalActivity» or its specializations.

3.1.6 UAF::Personnel

Stakeholders: Human resources, Solution Providers, PMs.

Concerns: human factors.

Definition: aims to clarify the role of Human Factors (HF) when creating architectures in order to facilitate both Human Factors Integration (HFI) and systems engineering (SE).

UAF::Personnel::Taxonomy

Contains the elements that contribute to the Personnel Taxonomy View Specification.

Organization

Package: Taxonomy

isAbstract: No

Generalization: [OrganizationalResource](#)

Extension: Class

Description

A group of OrganizationalResources (Persons, Posts, Organizations and Responsibilities) associated for a particular purpose.

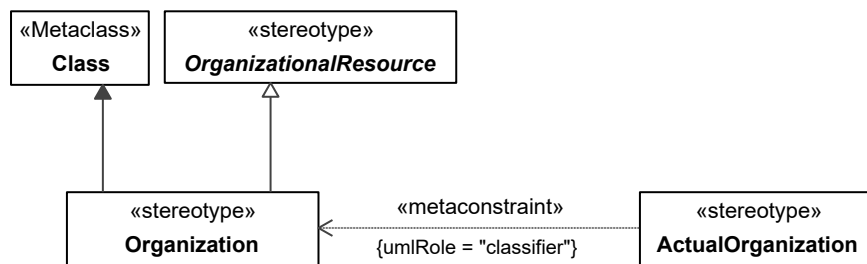


Figure 3:127 - Organization

OrganizationalResource

Package: Taxonomy

isAbstract: Yes

Generalization: [PhysicalResource](#), [Stakeholder](#)

Extension: Class

Description

An abstract element grouping for Organization, Person, Post and Responsibility.

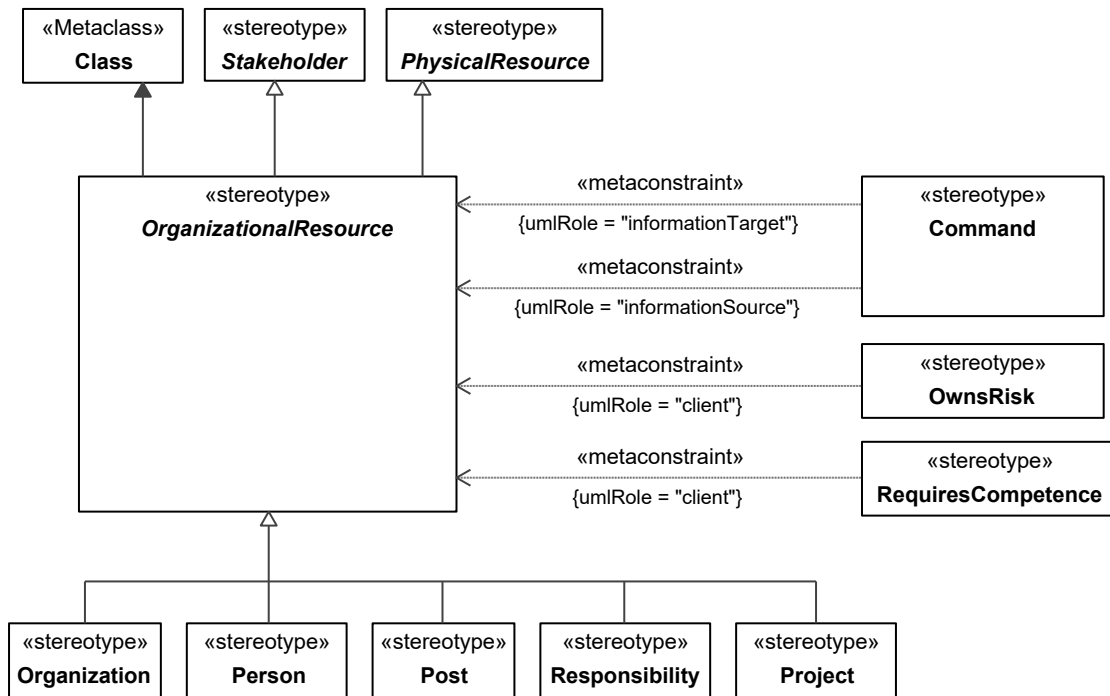


Figure 3:128 - OrganizationalResource

Person

Package: Taxonomy

isAbstract: No

Generalization: [OrganizationalResource](#)

Extension: Class

Description

A type of a human being used to define the characteristics that need to be described for ActualPersons (e.g., properties such as address, telephone number, nationality, etc).

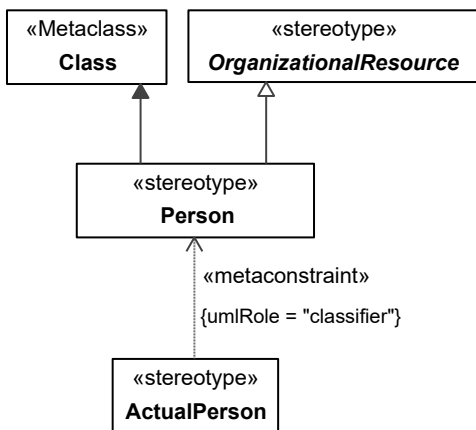


Figure 3:129 - Person

Post

Package: Taxonomy

isAbstract: No

Generalization: [OrganizationalResource](#)

Extension: Class

Description

A type of job title or position that a person can fill (e.g., Lawyer, Solution Architect, Machine Operator or Chief Executive Officer).

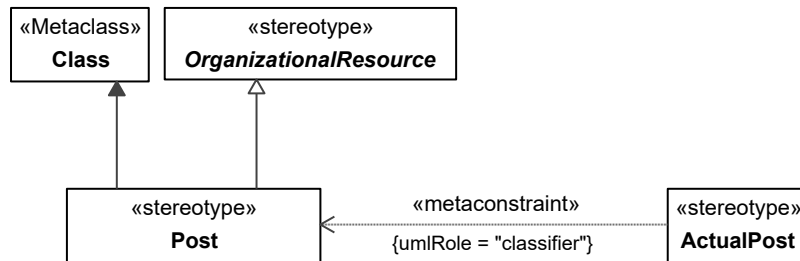


Figure 3:130 - Post

Responsibility

Package: Taxonomy

isAbstract: No

Generalization: [OrganizationalResource](#)

Extension: Class

Description

The type of duty required of a Person or Organization.

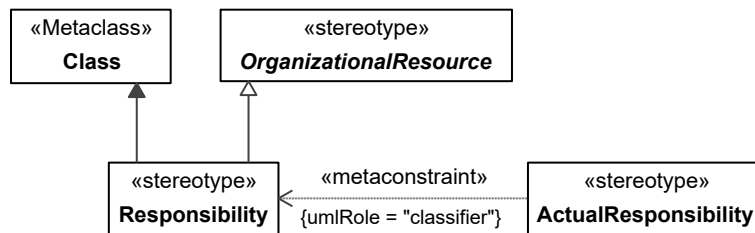


Figure 3:131 - Responsibility

UAF::Personnel::Connectivity

Contains the elements that contribute to the Personnel Connectivity View Specification.

Command

Package: Connectivity

isAbstract: No

Generalization: [ResourceExchange](#)

Extension: InformationFlow

Description

A type of ResourceExchange that asserts that one OrganizationalResource commands another.

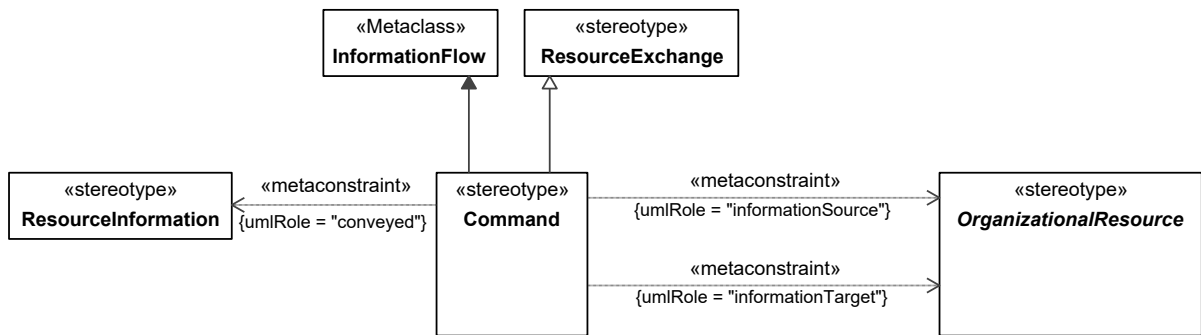


Figure 3:132 - Command Constraints

- [1] Command.conveyed Value for the conveyed metaproperty must be stereotyped «ResourceInformation» or its specializations.
- [2] Command.informationSource Value for the informationSource metaproperty must be stereotyped by the specialization of «OrganizationalResource».
- [3] Command.informationTarget Value for the informationTarget metaproperty must be stereotyped by the specialization of «OrganizationalResource».

Control

Package: Connectivity

isAbstract: No

Generalization: [ResourceExchange](#)

Extension: InformationFlow
Description

A type of ResourceExchange that asserts that one PhysicalResource controls another PhysicalResource (i.e. the driver of a vehicle controlling the vehicle speed or direction).

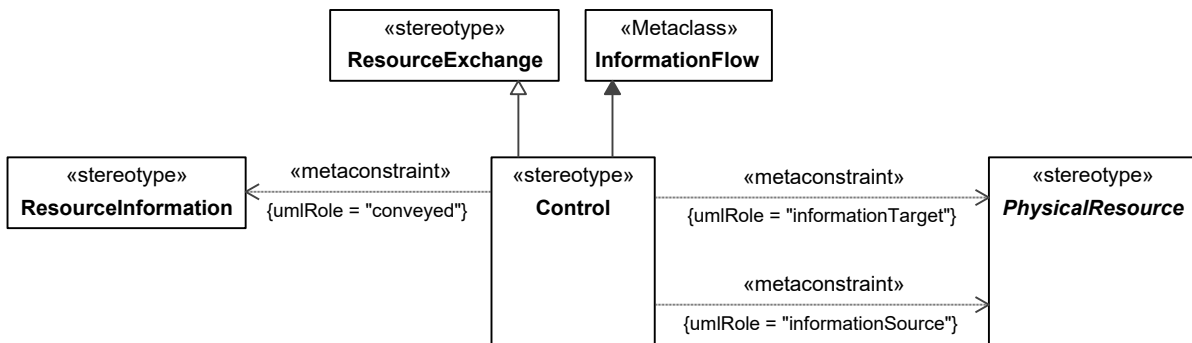


Figure 3:133 - Control Constraints

- [1] Control.conveyed Value for the conveyed metaproperty must be stereotyped «ResourceInformation» or its specializations.
- [2] Control.informationSource Value for the informationSource metaproperty must be stereotyped by the specialization of «PhysicalResource».
- [3] Control.informationTarget Value for the informationTarget metaproperty must be stereotyped by the specialization of «PhysicalResource» or its specializations.

UAF::Personnel::Processes

Contains the elements that contribute to the Personnel Processes View Specification.

CompetenceToConduct

Package: Processes

isAbstract: No

Generalization: [MeasurableElement](#), [Allocate](#)

Extension: Abstraction

Description

An abstraction relationship used to associate a Function with a specific set of Competencies needed to conduct the Function.

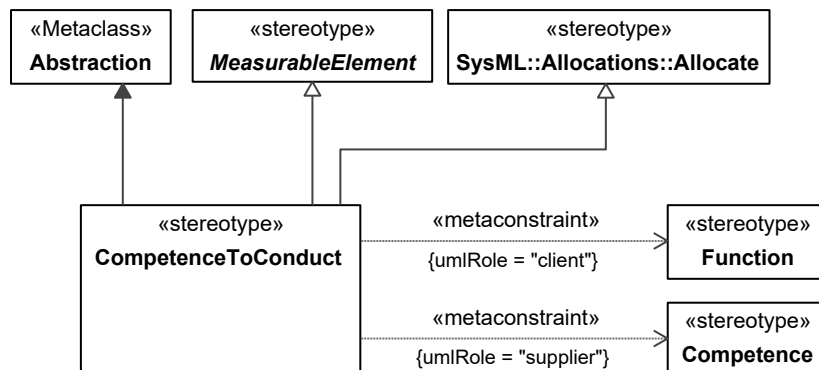


Figure 3:134 - CompetenceToConduct

Constraints

- [1] `CompetenceToConduct.client` Value for the client metaproperty must be stereotyped «Function» or its specializations.
- [2] `CompetenceToConduct.supplier` Value for the supplier metaproperty must be stereotyped «Competence» or its specializations.

UAF::Personnel::Constraints

Contains the elements that contribute to the Personnel Constraints View Specification.

Competence

Package: Constraints

isAbstract: No

Generalization: [SubjectOfForecast](#), [PropertySet](#), Block

Extension: Class

Description

A specific set of abilities defined by knowledge, skills and aptitude.

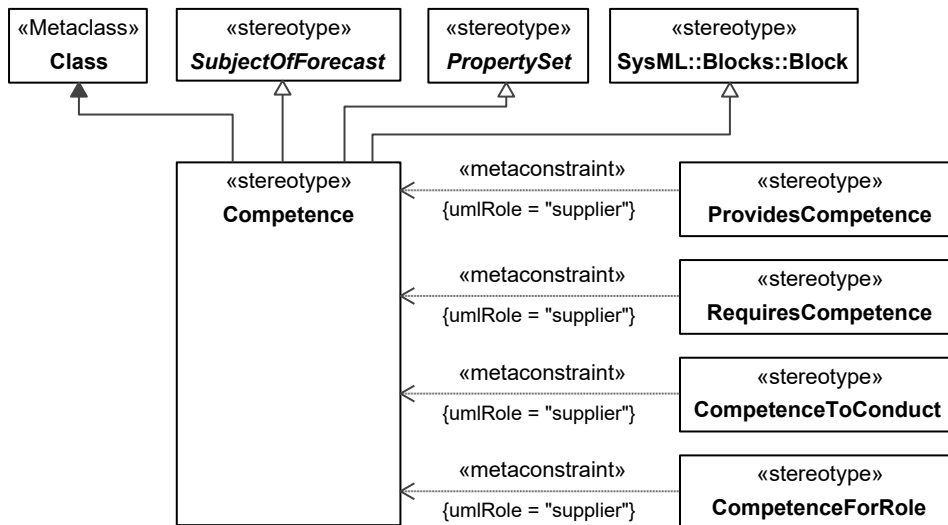


Figure 3:135 - Competence

CompetenceForRole

Package: Constraints

isAbstract: No

Generalization: [MeasurableElement](#), Allocate

Extension: Abstraction
Description

An abstraction relationship used to associate an organizational role with a specific set of required competencies.

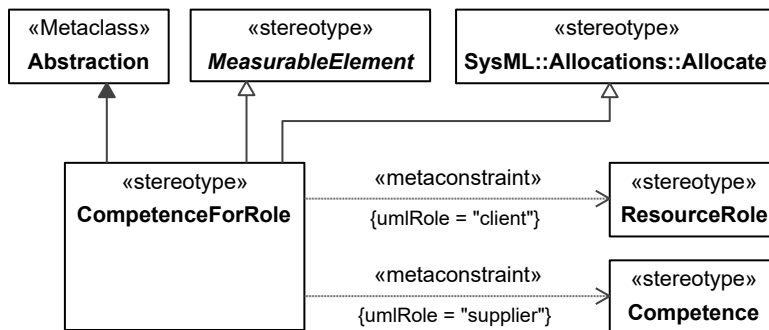


Figure 3:136 - CompetenceForRole

Constraints

- [1] CompetenceForRole.client Value for the client metaproperty must be stereotyped «ResourceRole» or its specializations.
- [2] CompetenceForRole.supplier Value for the supplier metaproperty must be stereotyped «Competence» or its specializations.

RequiresCompetence

Package: Constraints

isAbstract: No

Generalization: [MeasurableElement](#), Allocate

Extension: Abstraction

Description

An abstraction relationship that asserts that an ActualOrganizationalResource is required to have a specific set of Competencies.

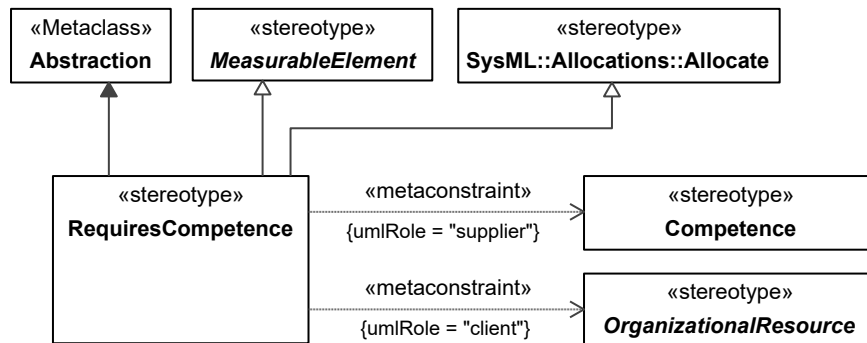


Figure 3:137 - RequiresCompetence

Constraints

- [1] `RequiresCompetence.client` Value for the client metaproperty must be stereotyped a specialization of `«OrganizationalResource»`.
- [2] `RequiresCompetence.supplier` Value for the supplier metaproperty must be stereotyped `«Competence»` or its specializations.

UAF::Personnel::Traceability

Contains the elements that contribute to the Personnel Traceability View Specification.

ResponsibleFor

Package: Traceability

isAbstract: No

Generalization: [MeasurableElement](#), Allocate

Extension: Abstraction

Description

An abstraction relationship between an ActualResponsibleResource and an ActualResponsibility or ActualProject. It defines the duties that the ActualResponsibleResource is ResponsibleFor.

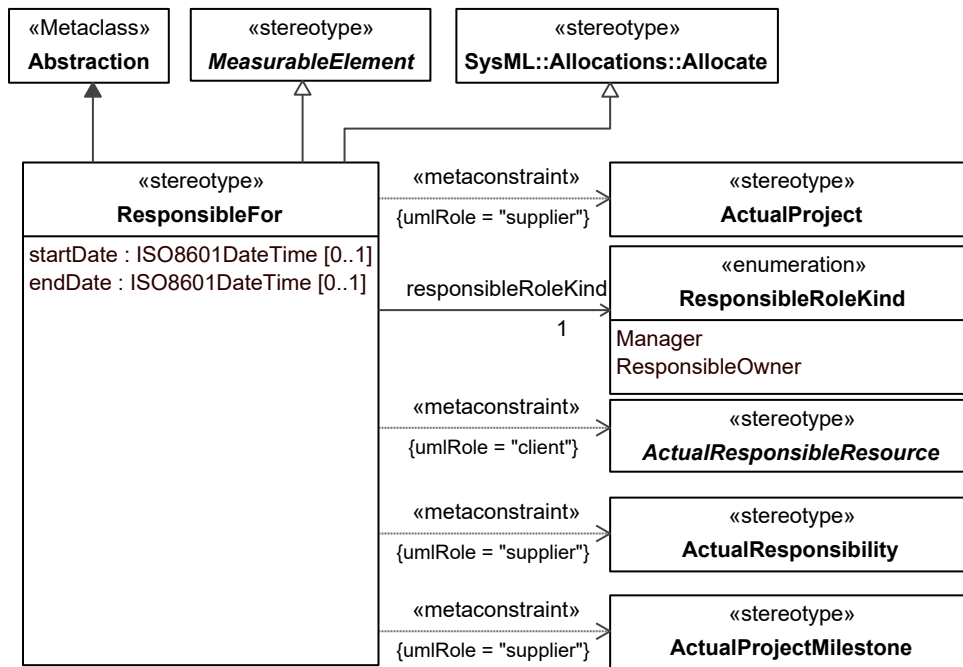


Figure 3:138 - ResponsibleFor

Attributes

- endDate : ISO8601DateTime[0..1] End date of an ActualResponsibleResource being ResponsibleFor and ActualProject or ActualResponsibility.
- startDate : ISO8601DateTime[0..1] Start date of an ActualResponsibleResource being ResponsibleFor and ActualProject or ActualResponsibility.

Associations

- responsibleRoleKind : ResponsibleRoleKind[1] Captures the kind of role (Manager or ResponsibleOwner) responsible for the ActualProject or ActualResponsibility.

Constraints

- [1] ResponsibleFor.client Value for the client metaproperty must be stereotyped by the specialization of «ActualResponsibleResource».
- [2] ResponsibleFor.supplier Value for the supplier metaproperty must be stereotyped «ActualProject», «ActualResponsibility», «ActualProjectMilestone» or their specializations.

ResponsibleRoleKind

Package: Traceability

isAbstract: No

Description

Enumeration of the possible kinds of ResponsibleFor relationship. Its enumeration literals are:

- Manager - Indicates that the ResourceInteraction associated with the ResourceInteractionKind is an implementation of logical flow.
- ResponsibleOwner - Indicates that the ResourceInteraction associated with the ResourceInteractionKind is an implementation of logical flow.

3.1.7 UAF::Resources

Stakeholders: Systems Engineers, Resource Owners, Implementers, Solution Providers, IT Architects.

Concerns: definition of solution architectures to implement operational requirements. Definition: captures a solution architecture consisting of resources, e.g., organizational, software, artifacts, capability configurations, natural resources that implement the operational requirements. Further design of a resource is typically detailed in SysML or UML.

UAF::Resources::Taxonomy

Contains the elements that contribute to the Resources Taxonomy View Specification.

CapabilityConfiguration

Package: Taxonomy

isAbstract: No

Generalization: [ResourceArchitecture](#)

Extension: Class

Description

A composite structure representing the physical and human resources (and their interactions) in an enterprise, assembled to meet a capability.

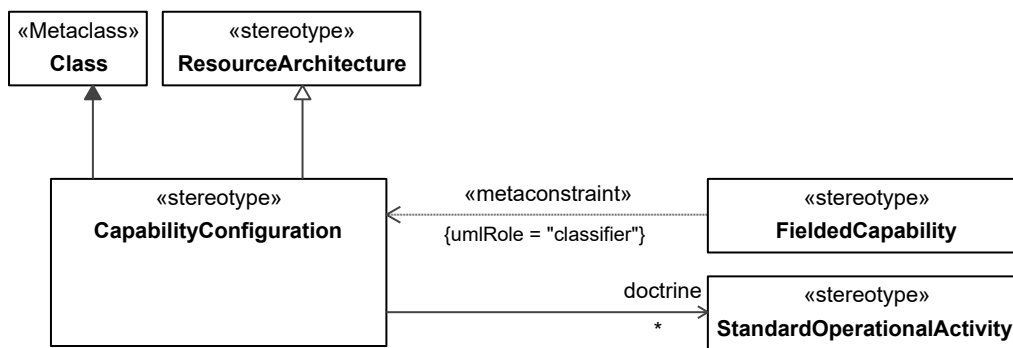


Figure 3:139 - CapabilityConfiguration

Associations

doctrine : StandardOperationalActivity[*] Represents the doctrinal line of development of the Capability.

NaturalResource

Package: Taxonomy

isAbstract: No

Generalization: [PhysicalResource](#)

Extension: Class

Description

Type of physical resource that occurs in nature such as oil, water, gas or coal.

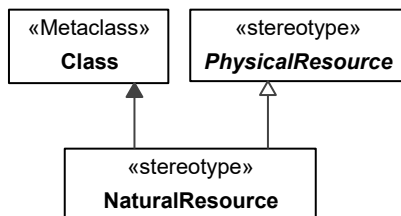


Figure 3:140 - NaturalResource

PhysicalResource

Package: Taxonomy

isAbstract: Yes

Generalization: [ResourcePerformer](#)

Extension: Class

Description

An abstract grouping that defines physical resources (i.e., OrganizationalResource, ResourceArtifact and NaturalResource).

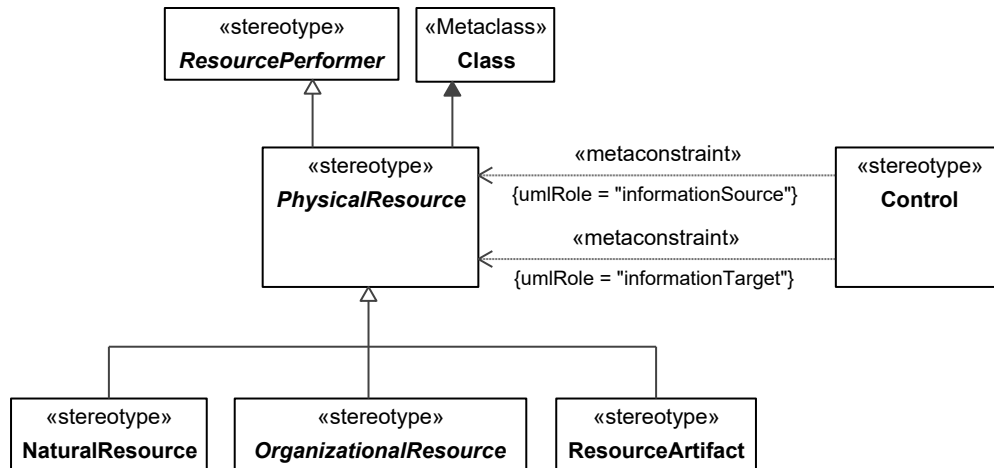


Figure 3:141 - PhysicalResource

ResourceArchitecture

Package: Taxonomy

isAbstract: No

Generalization: [ResourcePerformer](#), [Architecture](#)

Extension: Class

Description

An element used to denote a model of the Architecture, described from the ResourcePerformer perspective.

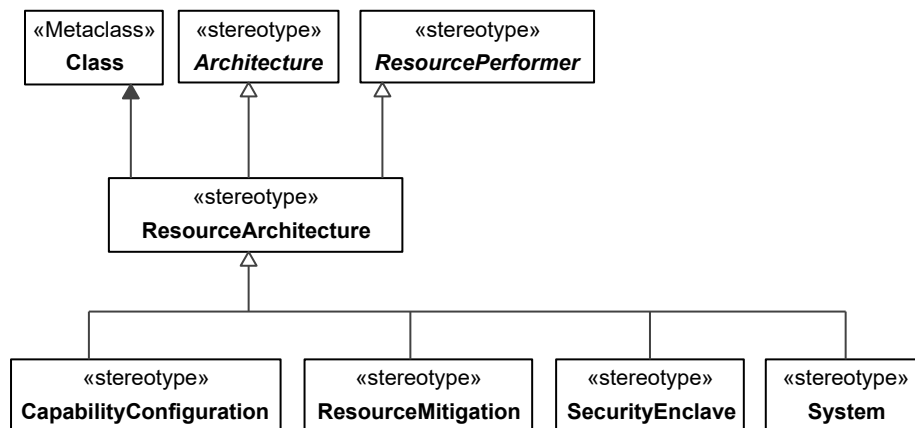


Figure 3:142 - ResourceArchitecture

ResourceArtifact

Package: Taxonomy

isAbstract: No

Generalization: [PhysicalResource](#)

Extension: Class

Description

A type of man-made object that contains no human beings (i.e., satellite, radio, petrol, gasoline, etc.).

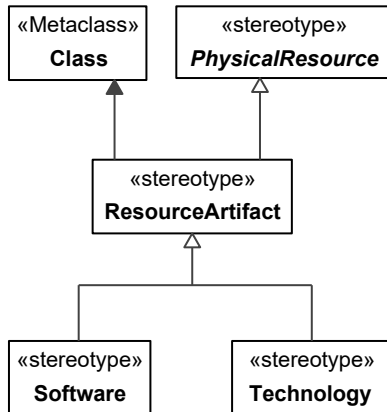


Figure 3:143 - ResourceArtifact

ResourcePerformer

Package: Taxonomy

isAbstract: Yes

Generalization: [ResourceAsset](#), [ResourceExchangeItem](#), [SubjectOfResourceConstraint](#), [VersionedElement](#), [CapableElement](#), [SubjectOfForecast](#), [OperationalExchangeItem](#), [Desirer](#), [ServiceExchangeItem](#), [StrategicExchangeItem](#)

Extension: Class

Description

An abstract grouping of elements that can perform Functions.

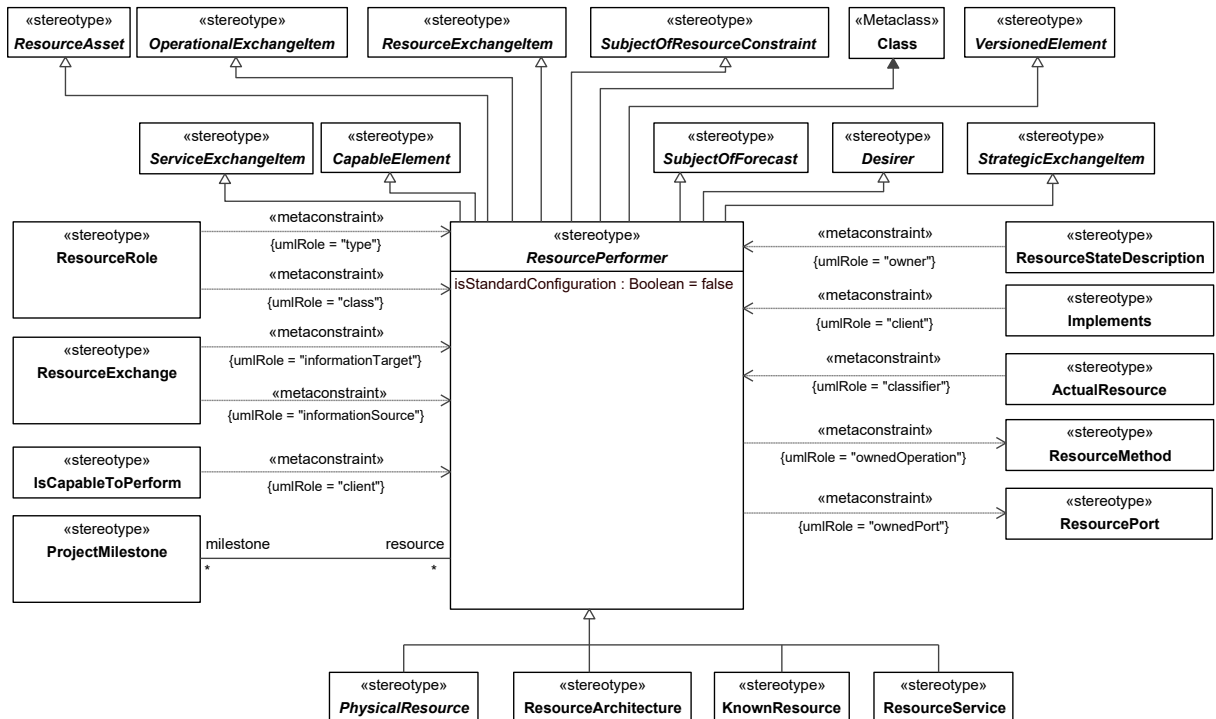


Figure 3:144 - ResourcePerformer

Attributes

isStandardConfiguration : Boolean[1] Indicates if the ResourcePerformer is StandardConfiguration, default=false.

Associations

milestone : ProjectMilestone[*] Relates ResourcePerformer to ProjectMilestones that affect it.

Constraints

- [1] ResourcePerformer.isCapableOfPerforming Is capable of performing only «Function» elements or its specializations.
- [2] ResourcePerformer.ownedOperation Values for the ownedOperation metaproperty must be stereotyped «ResourceMethod» or its specializations.
- [3] ResourcePerformer.ownedPort Values for the ownedPort metaproperty must be stereotyped «ResourcePort» or its specializations.

ResourceService

Package: Taxonomy

isAbstract: No

Generalization: [ResourcePerformer](#)

Extension: Class

Description

A service that a ResourcePerformer provides to support higher level Services or OperationalActivities. Employee provisioning, backup and recovery, storage, self-service help desk are examples of ResourceServices.

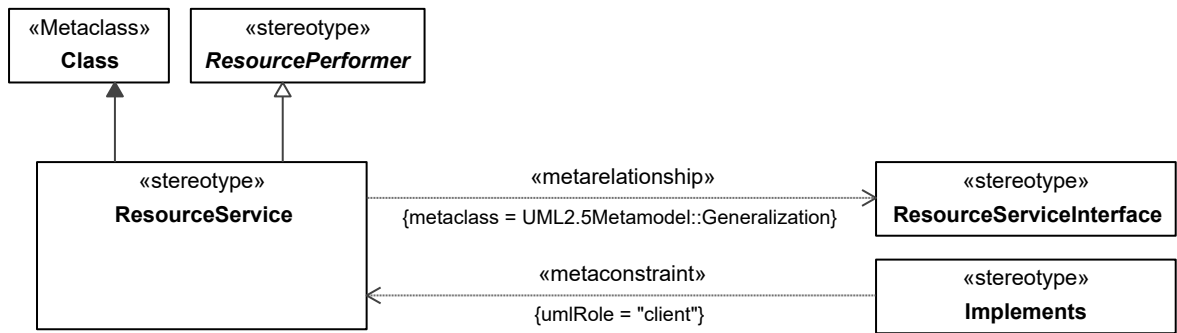


Figure 3:145 - ResourceService

Software

Package: Taxonomy

isAbstract: No

Generalization: [ResourceArtifact](#)

Extension: Class

Description

A sub-type of ResourceArtifact that specifies an executable computer program.

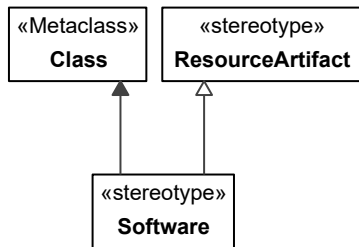


Figure 3:146 - Software

System

Package: Taxonomy

isAbstract: No

Generalization: [ResourceArchitecture](#)

Extension: Class

Description

An integrated set of elements, subsystems, or assemblies that accomplish a defined objective. These elements include products (hardware, software, firmware), processes, people, information, techniques, facilities, services, and other support elements (INCOSE SE Handbook V4, 2015).

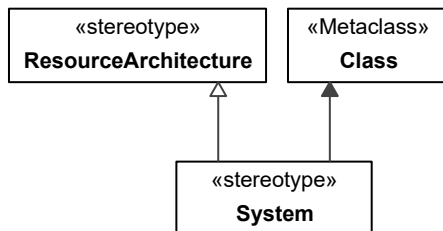


Figure 3:147 - System

UAF::Resources::Structure

Contains the elements that contribute to the Resources Structure View Specification.

ResourceMethod

Package: Structure

isAbstract: No

Generalization: [MeasurableElement](#)

Extension: Operation

Description

A behavioral feature of a ResourcePerformer whose behavior is specified in a Function.

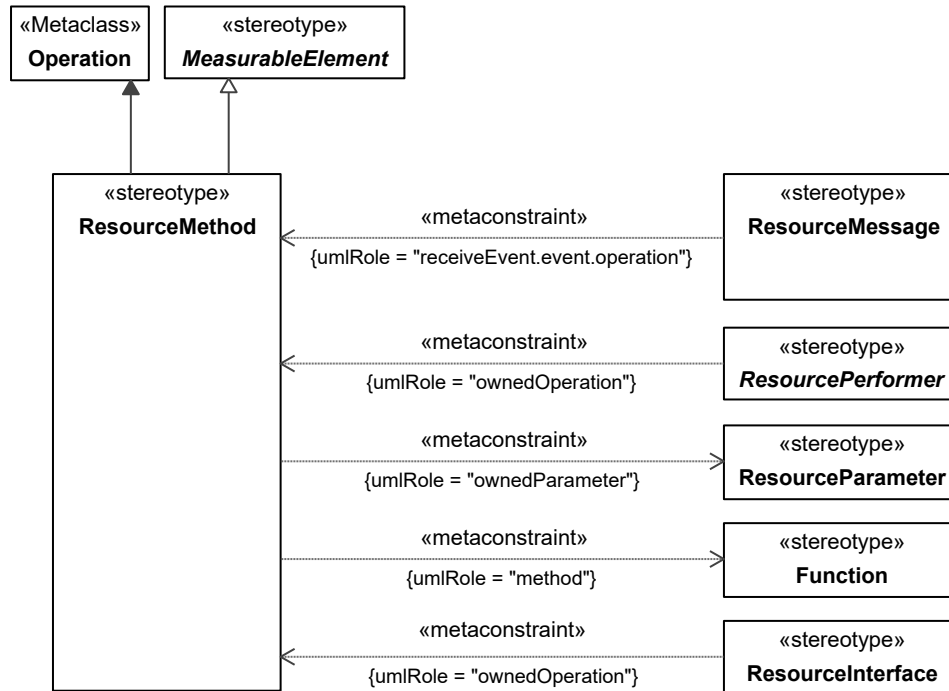


Figure 3:148 - ResourceMethod

Constraints

- | | |
|-----------------------------------|--|
| [1] ResourceMethod.method | Value for the method metaproperty must be stereotyped «Function» or its specializations. |
| [2] ResourceMethod.ownedParameter | The values for the ownedParameter metaproperty must be stereotyped «ResourceParameter». |

ResourceParameter

Package: Structure

isAbstract: No

Generalization: [MeasurableElement](#)

Extension: Parameter

Description

An element that represents inputs and outputs of a Function. It is typed by a ResourceInteractionItem.

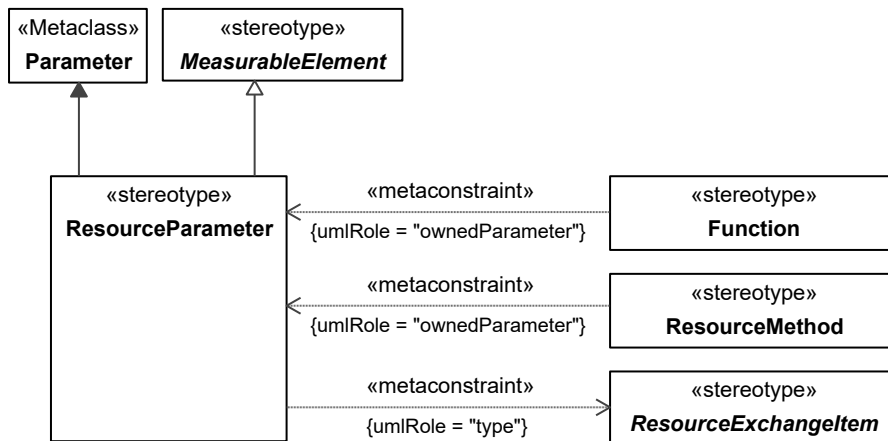


Figure 3:149 - ResourceParameter Constraints

[1] ResourceParameter.type Value for the type metaproperty must be stereotyped with a specialization of «ResourceInteractionItem».

ResourcePort

Package: Structure

isAbstract: No

Generalization: ProxyPort, [MeasurableElement](#), [ProtocolImplementation](#)

Extension: Port

Description

An interaction point for a ResourcePerformer through which it can interact with the outside environment and which is defined by a ResourceInterface.

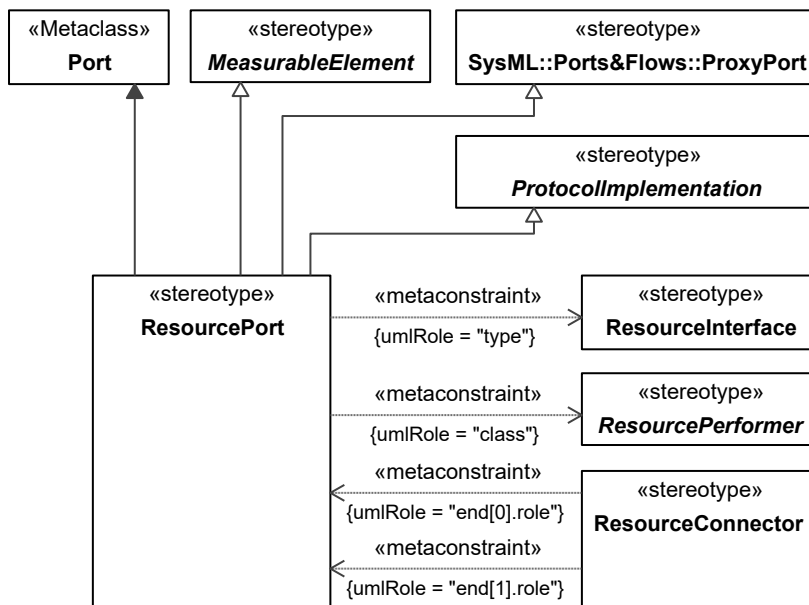


Figure 3:150 - ResourcePort Constraints

- [1] ResourcePort.type Value for the type metaproperty must be stereotyped «ResourceInterface» or its specializations.
- [2] ResourcePort.class Value for the class metaproperty must be stereotyped by the specialization of «ResourcePerformer».

ResourceRole

Package: Structure

isAbstract: No

Generalization: [LocationHolder](#), [SubjectOfResourceConstraint](#), [MeasurableElement](#), [AssetRole](#)

Extension: Property

Description

Usage of a ResourcePerformer in the context of another ResourcePerformer. Creates a whole-part relationship.

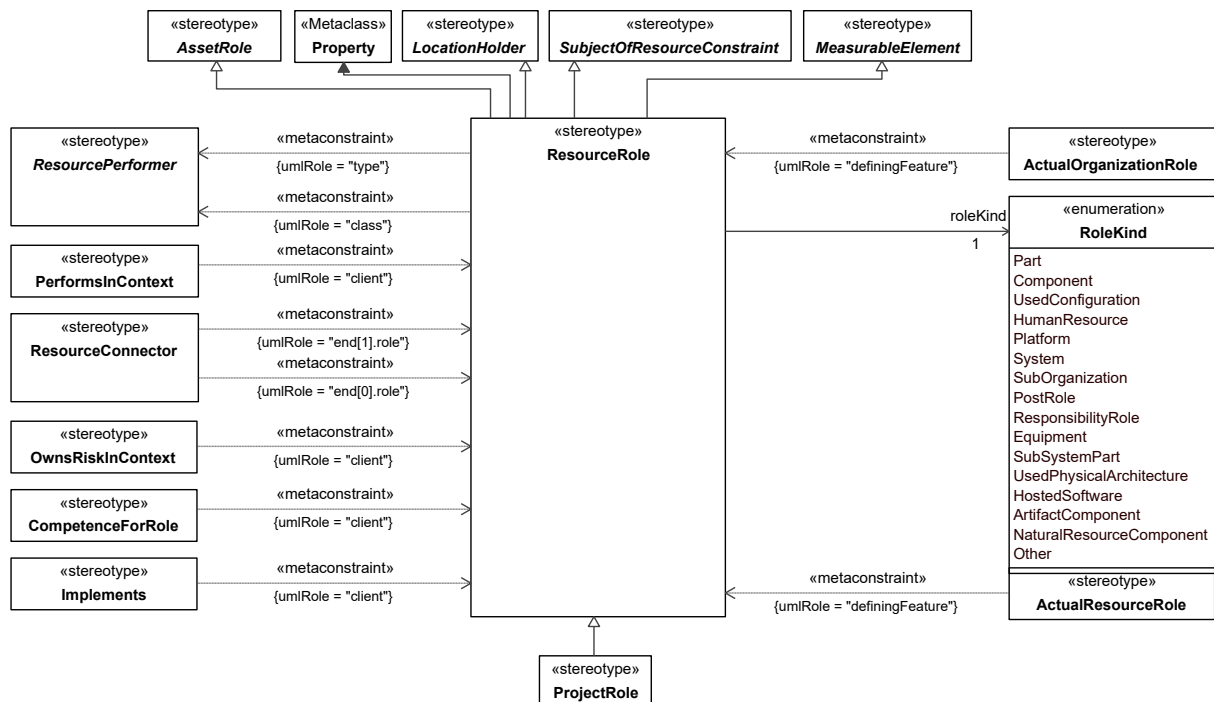


Figure 3:151 - ResourceRole

Associations

roleKind : RoleKind[1] Captures the kind of role a Resource can play.

Constraints

- [1] ResourceRole.type Value for the type metaproperty must be stereotyped by the specialization of «ResourcePerformer».
- [2] ResourceRole.class Value for the class metaproperty must be stereotyped by the specialization of «ResourcePerformer».

RoleKind

Package: Structure

isAbstract: No

Description

Enumeration of the possible kinds of roles that a ResourceRole may play in the context of a ResourcePerformer. Its enumeration literals are:

- Part - Indicates that the ResourceRole associated with the ResourceRoleKind is a kind of a ResourcePerformer that is used as a part of another ResourcePerformer.
- Component - Indicates that the ResourceRole associated with the ResourceRoleKind is a kind of Software that is used in the context of a ResourcePerformer.
- UsedConfiguration - Indicates that the ResourceRole associated with the ResourceRoleKind is a kind of existing CapabilityConfiguration that is used in the context of a ResourcePerformer.
- HumanResource - Indicates that the ResourceRole associated with the ResourceRoleKind is a kind of human resource that is used in the context of a ResourcePerformer.
- Platform - Indicates that the ResourceRole associated with the ResourceRoleKind is a kind of a ResourcePerformer that represents a platform (e.g. vessel, aircraft, etc.) that is used in the context of a SystemsResource.
- System - Indicates that the ResourceRole associated with the ResourceRoleKind is a kind of assembly of ResourcePerformers that is used in the context of another ResourcePerformer.
- SubOrganization - Indicates that the ResourceRole associated with the ResourceRoleKind is a kind of Organization that is typically the parent of another - e.g. a squadron may be part of a batallion, that is used in the context of a ResourcePerformer.
- PostRole - Indicates that the ResourceRole associated with the ResourceRoleKind is a kind of Post that is used in the context of a ResourcePerformer.
- ResponsibilityRole - Indicates that the ResourceRole associated with the ResourceRoleKind is a kind of Responsibility associated with a role that is used in the context of a ResourcePerformer.
- Equipment - Indicates that the ResourceRole associated with the ResourceRoleKind is a kind of man made resource that is used to accomplish a task or function in the context of a ResourcePerformer.
- SubSystemPart - Indicates that the ResourceRole associated with the ResourceRoleKind is a kind of subsystem (represented as a ResourcePerformers) is is part of another ResourcePerformer.
- UsedPhysicalArchitecture - Indicates that the ResourceRole associated with the ResourceRoleKind is a kind of existing PhysicalArchitecture that is used in the context of a ResourcePerformer.
- HostedSoftware - Indicates that the ResourceRole associated with the ResourceRoleKind is a kind of software that is used in the context of a ResourcePerformer.
- ArtifactComponent - Indicates that the ResourceRole associated with the ResourceRoleKind is a kind of non human resource that is used as a component in the context of a ResourcePerformer.
- NaturalResourceComponent - Indicates that the ResourceRole associated with the ResourceRoleKind is a kind of natural resource that is used as a component in the context of a ResourcePerformer.
- Other - Indicates that the ResourceRole associated with the ResourceRoleKind is another kind of RoleKind that is not on the enumerated list.

UAF::Resources::Connectivity

Contains the elements that contribute to the Resources Connectivity View Specification.

ResourceConnector

Package: Connectivity

isAbstract: No

Generalization: [ProtocolImplementation](#), [AssetRole](#)

Extension: Connector

Description

A channel for exchange between two ResourceRoles.

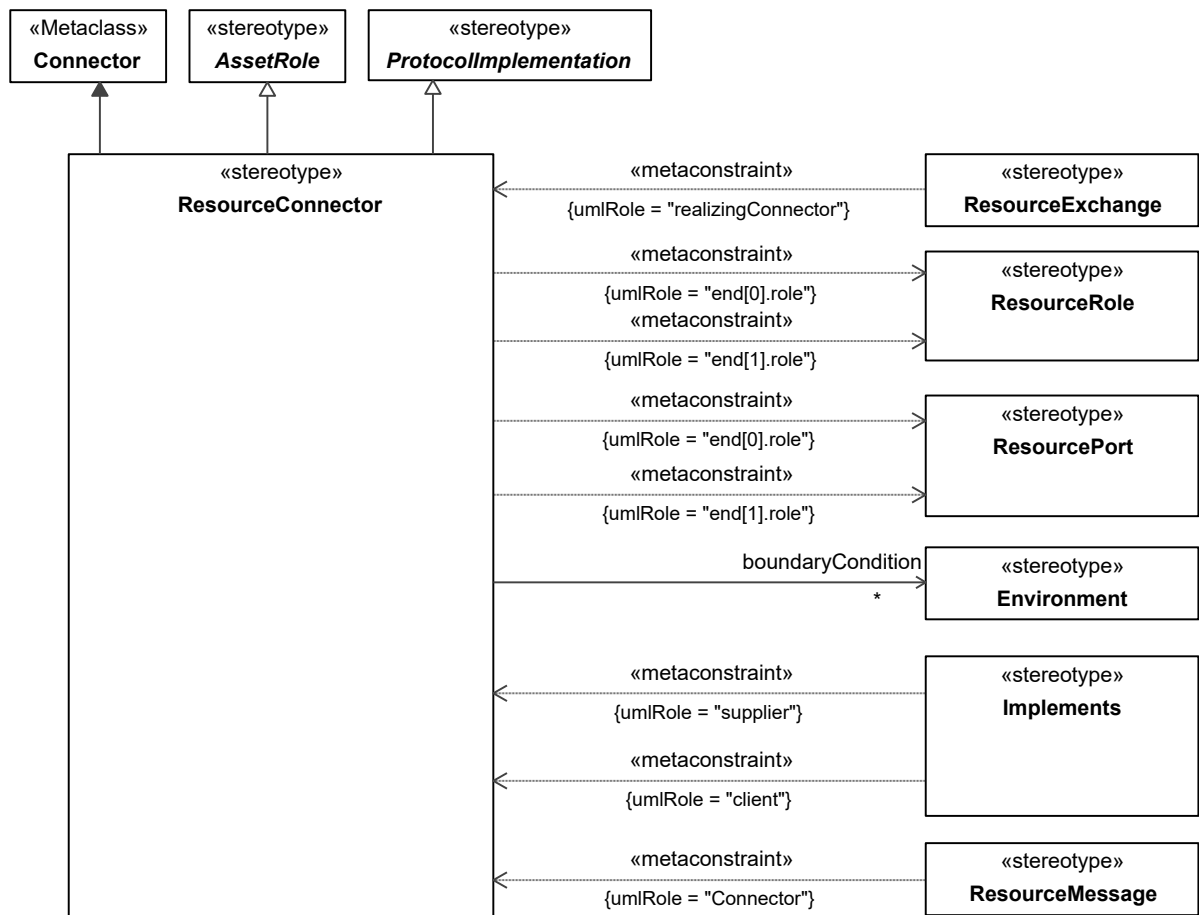


Figure 3:152 - ResourceConnector

Associations

boundaryCondition : Environment[*] Relates a ResourceConnector to the extremes of the Environment in which it is required to be made available.

Constraints

[1] ResourceConnector.end The value for the role metaproperty for the owned ConnectorEnd must be stereotype «ResourcePort», «ResourceRole» or their specializations.

ResourceExchange

Package: Connectivity

isAbstract: No

Generalization: [Exchange](#)

Extension: InformationFlow

Description

Asserts that a flow can exist between ResourcePerformers (i.e., flows of data, people, materiel, or energy).

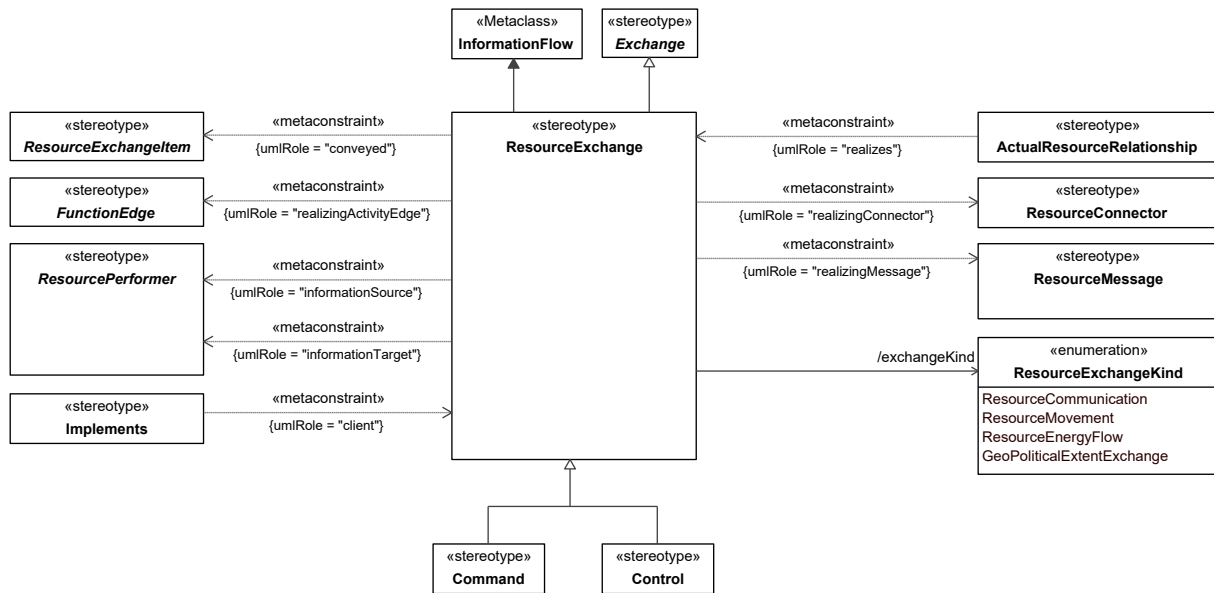


Figure 3:153 - ResourceExchange

Associations

exchangeKind : ResourceExchangeKind[] Captures the kind of ResourceExchange.

Constraints

[1] ResourceExchange.conveyed

In case of ResourceExchange.exchangeKind:

- = ResourceCommunication, the conveyed element must be stereotyped «DataElement» or its specializations,
- = ResourceMovement, the conveyed element must be stereotyped by the specialization of «PhysicalResource»,
- = ResourceEnergyFlow, the conveyed element must be stereotyped «NaturalResource» or its specializations,
- = GeoPoliticalExtentExchange, the conveyed element must be stereotyped «GeoPoliticalExtentType» or its specializations.

[2] ResourceInteraction.informationSource

Value for the informationSource metaproperty must be stereotyped by the specialization of «ResourcePerformer».

[3] ResourceInteraction.informationTarget

Value for the informationTarget metaproperty must be stereotyped by the specialization of «ResourcePerformer».

[4] ResourceInteraction.realizingActivityEdge

Value for the realizingActivityEdge metaproperty must be stereotyped by the specialization of «FunctionEdge».

[5] ResourceInteraction.realizingConnector

Value for the realizingConnector metaproperty must be stereotyped «ResourceConnector» or its specializations.

[6] ResourceInteraction.realizingMessage

Value for the realizingMessage metaproperty must be stereotyped «ResourceMessage» or its specializations.

ResourceExchangeItem

Package: Connectivity

isAbstract: Yes

Generalization: [Resource](#)

Description

An abstract grouping for elements that defines the types of elements that can be exchanged between ResourcePerformers and conveyed by a ResourceExchange.

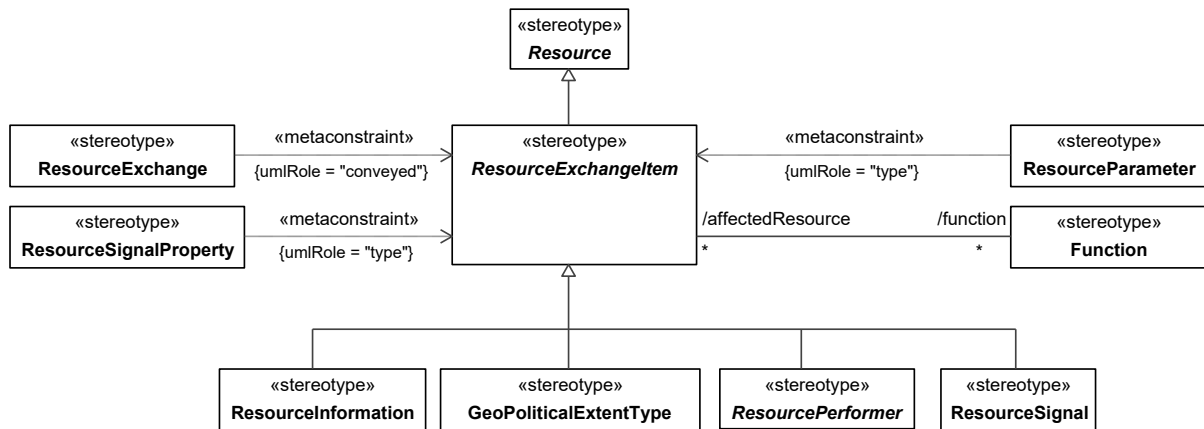


Figure 3:154 - ResourceExchangeItem

Associations

function : Function[*] Function using the ResourceExchangeItem internally.

ResourceExchangeKind

Package: Connectivity

isAbstract: No

Description

Enumeration of the possible kinds of resource exchange applicable to a ResourceExchange. Its enumeration literals are:

- ResourceCommunication - Indicates that the ResourceInteraction associated with the ResourceInteractionKind is an implementation of logical flow of data between Resources.
- ResourceMovement - Indicates that the ResourceInteraction associated with the ResourceInteractionKind is an implementation of logical flow of Resources between Resources.
- ResourceEnergyFlow - Indicates that the ResourceInteraction associated with the ResourceInteractionKind is an implementation of logical flow of natural resources between Resources.
- GeoPoliticalExtentExchange - Indicates that the ResourceInteraction associated with the ResourceInteractionKind is an implementation of logical flow where GeoPoliticalExtents (i.e. Borders) flow from one place to another.

ResourceInterface

Package: Connectivity

isAbstract: No

Generalization: [PropertySet](#), [InterfaceBlock](#)

Extension: Class

Description

A declaration that specifies a contract between the ResourcePerformers it is related to and any other ResourcePerformers it can interact with. It is also intended to be an implementation of a specification of an Interface in the Business and/or Service layer.

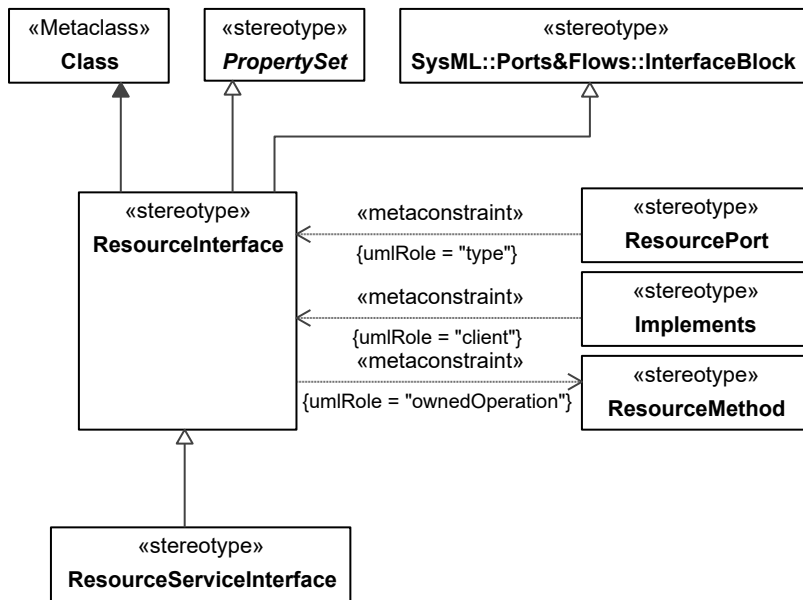


Figure 3:155 - ResourceInterface Constraints

[1] ResourceInterface.ownedOperation Values for ownedOperation metaproperty must be stereotyped «ResourceMethod» or its specializations.

ResourceServiceInterface

Package: Connectivity

isAbstract: No

Generalization: [ResourceInterface](#)

Extension: Class

Description

A contract that defines the ResourceMethods and ResourceSignal receptions that the ResourceServices realize.

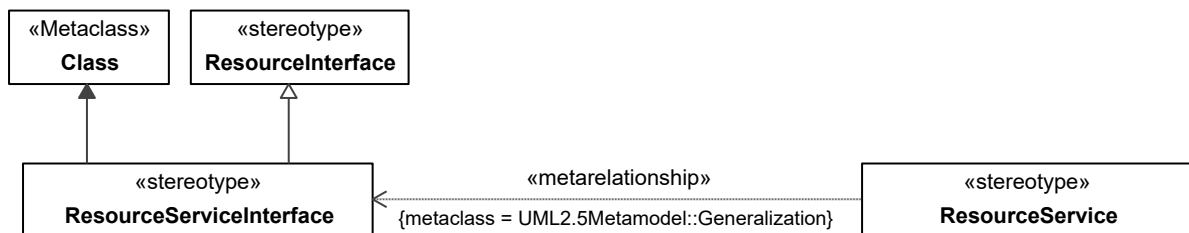


Figure 3:156 - ResourceServiceInterface

ResourceSignal

Package: Connectivity

isAbstract: No

Generalization: [ResourceExchangeItem](#)

Extension: Signal

Description

A ResourceSignal is a specification of a kind of communication between resources (ResourcePerformers) in which a reaction is asynchronously triggered in the receiver without a reply.

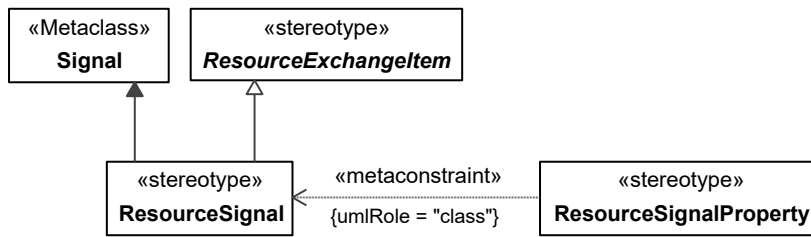


Figure 3:157 - ResourceSignal

ResourceSignalProperty

Package: Connectivity

isAbstract: No

Generalization: [MeasurableElement](#)

Extension: Property

Description

A property of an ResourceSignal typed by ResourceExchangeItem. It enables ResourceExchangeItem e.g., ResourceInformation to be passed as arguments of the ResourceSignal.

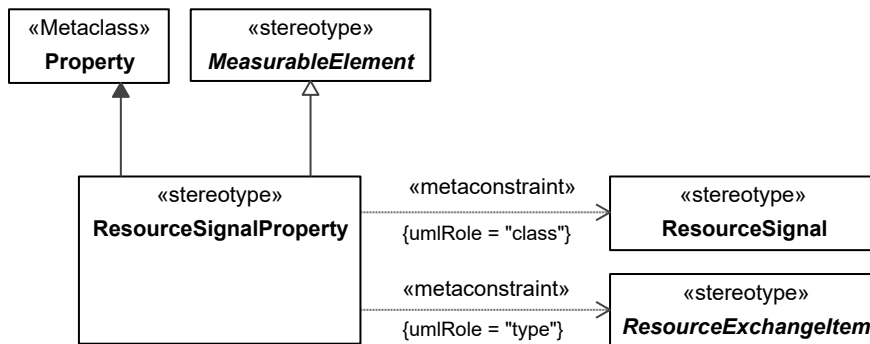


Figure 3:158 - ResourceSignalProperty

Constraints

- [1] ResourceSignalProperty.class Value for class metaproperty must be stereotyped «ResourceSignal» or its specializations.
- [2] ResourceSignalProperty.type Value for type metaproperty must be stereotyped by a specialization of «ResourceExchangeItem».

UAF::Resources::Processes

Contains the elements that contribute to the Resources Processes View Specification.

Function

Package: Processes

isAbstract: No

Generalization: [Activity](#), [SubjectOfResourceConstraint](#)

Extension: Activity

Description

An Activity which is specified in the context to the ResourcePerformer (human or machine) that IsCapableToPerform it.

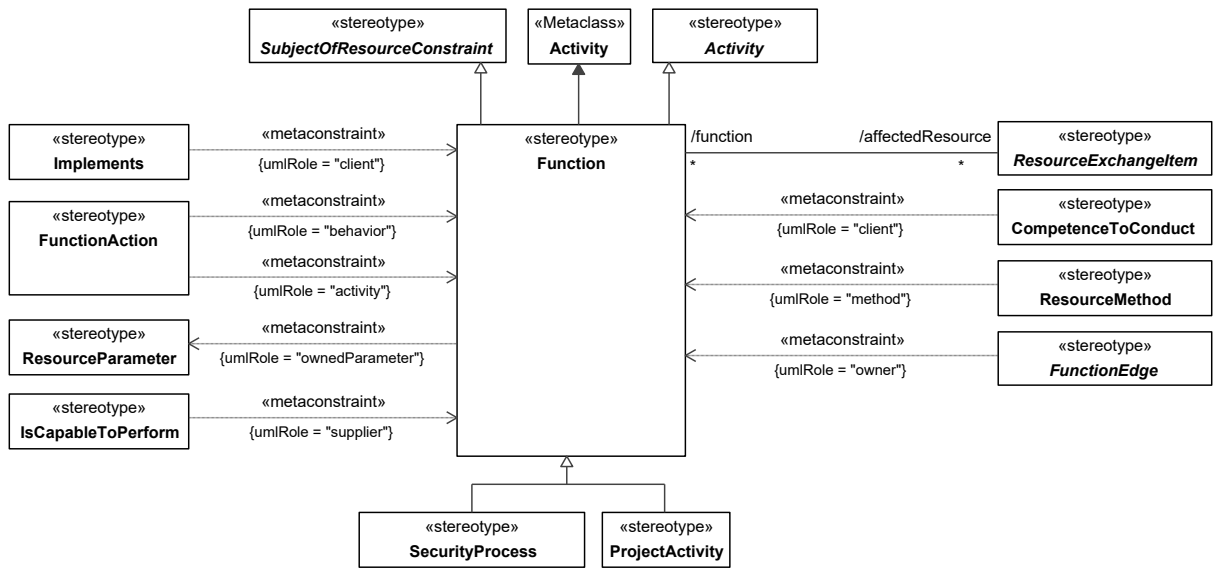


Figure 3:159 - Function
Associations

affectedResource : ResourceExchangeItem[*] ResourceExchangeItems consumed and produced internally within a Function.

Constraints

[1] Function.ownedParameter The values for the ownedParameter metaproperty must be stereotyped «ResourceParameter» or its specializations.

FunctionAction

Package: Processes

isAbstract: No

Generalization: [MeasurableElement](#)

Extension: CallBehaviorAction

Description

A call of a Function indicating that the Function is performed by a ResourceRole in a specific context.

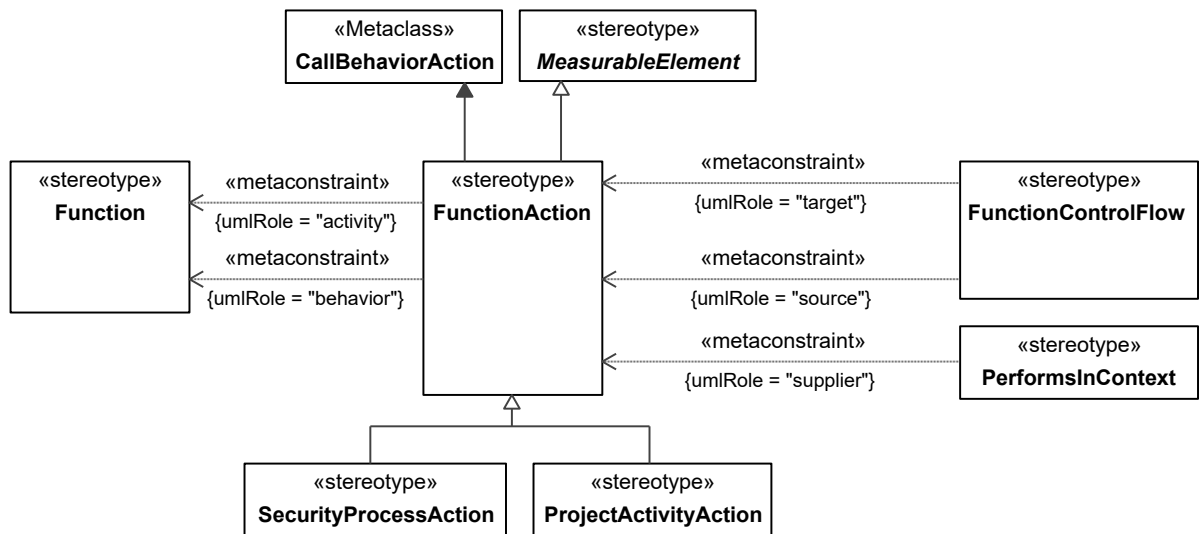


Figure 3:160 - FunctionAction

Constraints

- [1] FunctionAction.activity Value for the activity metaproperty must be stereotyped «Function» or its specializations.
- [2] FunctionAction.behavior Value for the behavior metaproperty must be stereotyped «Function» or its specializations.

FunctionControlFlow

Package: Processes

isAbstract: No

Generalization: [FunctionEdge](#)

Extension: ControlFlow

Description

An ActivityEdge that shows the flow of control between FunctionActions.

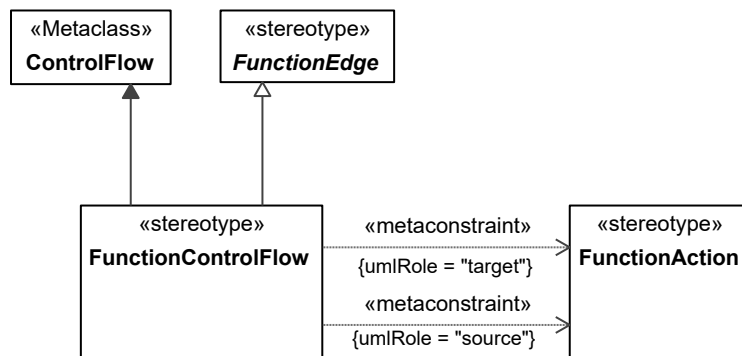


Figure 3:161 - FunctionControlFlow

Constraints

- [1] FunctionControlFlow.source Value for the source metaproperty must be stereotyped «FunctionAction» or its specializations.
- [2] FunctionControlFlow.target Value for the target metaproperty must be stereotyped «FunctionAction» or its specializations.

FunctionEdge

Package: Processes

isAbstract: Yes

Generalization: [MeasurableElement](#)

Extension: ActivityEdge

Description

Abstract grouping for FunctionControlFlow and FunctionObjectFlow.

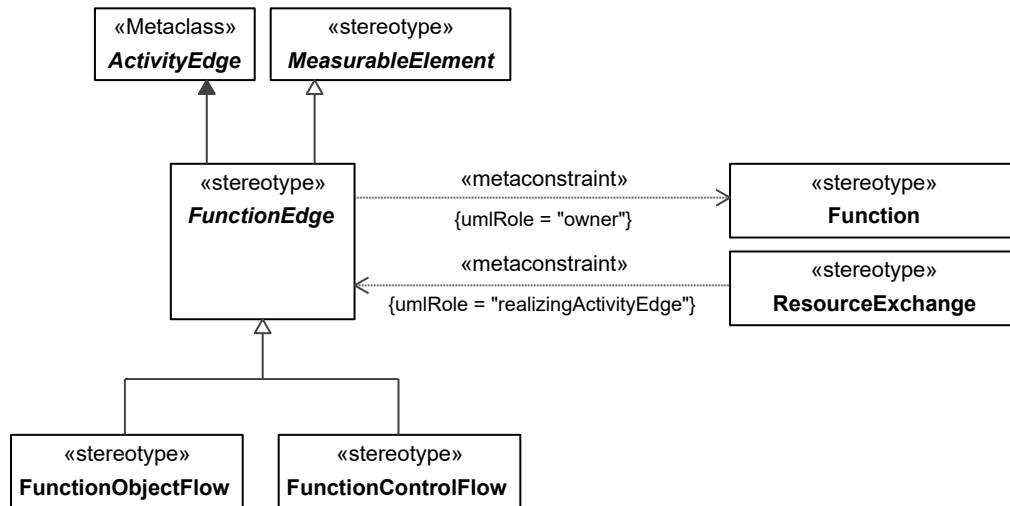


Figure 3:162 - FunctionEdge

Constraints

- [1] FunctionEdge.owner «FunctionEdge» must be owned directly or indirectly by «Function» or its specializations.

FunctionObjectFlow

Package: Processes

isAbstract: No

Generalization: [FunctionEdge](#)

Extension: ObjectFlow

Description

An ActivityEdge that shows the flow of Resources (objects/data) between FunctionActions.

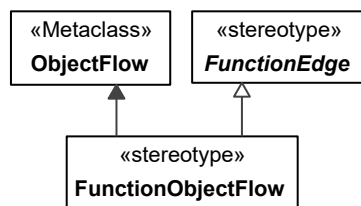


Figure 3:163 - FunctionObjectFlow

UAF::Resources::States

Contains the elements that contribute to the Resources States View Specification.

ResourceStateDescription

Package: States

isAbstract: No

Generalization: [MeasurableElement](#)

Extension: StateMachine

Description

A state machine describing the behavior of a ResourcePerformer, depicting how the ResourcePerformer responds to various events and the actions.

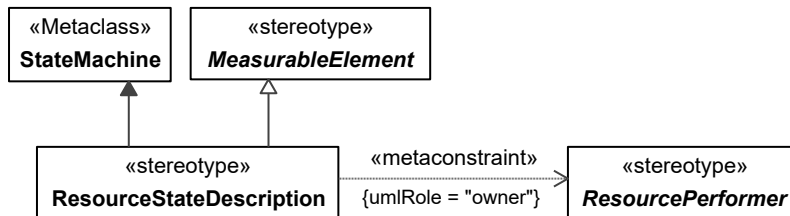


Figure 3:164 - ResourceStateDescription

Constraints

- [1] ResourceStateDescription.owner Values for the owner metaproperty must be stereotyped with the specialization of «ResourcePerformer».

UAF::Resources::Sequences

Contains the elements that contribute to the Resources Sequences View Specification.

ResourceMessage

Package: Sequences

isAbstract: No

Generalization: [MeasurableElement](#)

Extension: Message

Description

Message for use in a Resource Event-Trace which carries any of the subtypes of ResourceExchange.

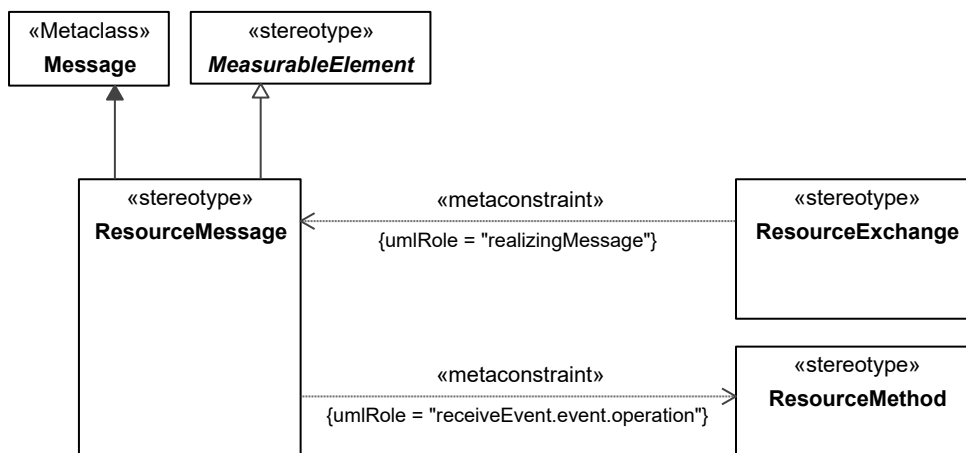


Figure 3:165 - ResourceMessage

Constraints

[1] ResourceMessage.receiveEvent.event.operation Values for the receiveEvent.event.operation metaproperty must be stereotyped with «ResourceMethod» or its specializations.

UAF::Resources::Information

Contains the elements that contribute to the Resources Information View Specification.

ResourceInformation

Package: Information

isAbstract: No

Generalization: [ResourceExchangeItem](#), [SubjectOfResourceConstraint](#), [ResourceAsset](#)

Extension: Class

Description

A formalized representation of information that is managed by or exchanged between systems.

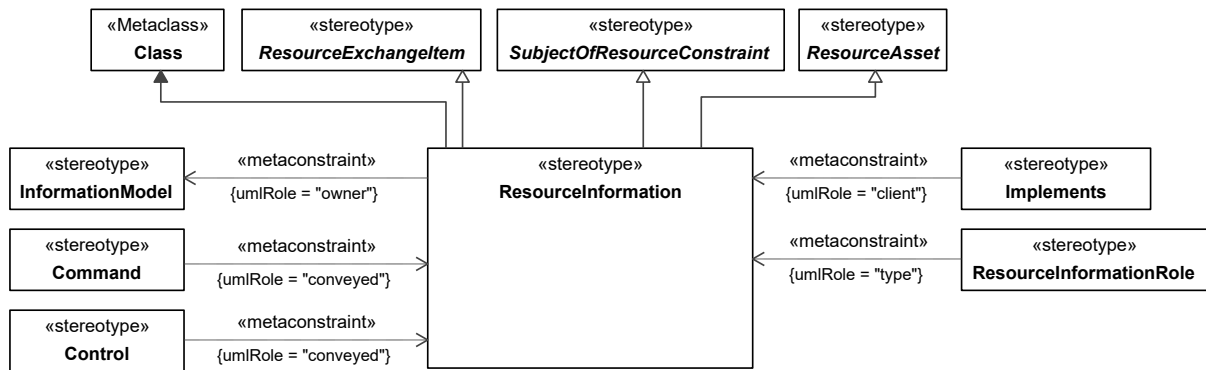


Figure 3:166 - ResourceInformation

Constraints

[1] ResourceInformation.owner Values for the owner metaproperty must be stereotyped «InformationModel» or its specializations.

UAF::Resources::Constraints

Contains the elements that contribute to the Resources Constraints View Specification.

ResourceConstraint

Package: Constraints

isAbstract: No

Generalization: [Rule](#)

Extension: Constraint

Description

A rule governing the structural or functional aspects of an implementation.

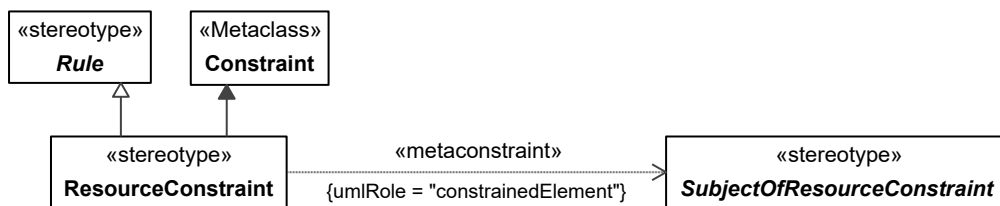


Figure 3:167 - ResourceConstraint

Constraints

- [1] ResourceConstraint.constrainedElement Value for the constrainedElement metaproperty must be stereotyped by the specialization of «SubjectOfResourceConstraint».

SubjectOfResourceConstraint

Package: Constraints

isAbstract: Yes

Generalization: [UAFElement](#)

Extension: Element

Description

An abstract grouping of elements that can be the subject of a ResourceConstraint.

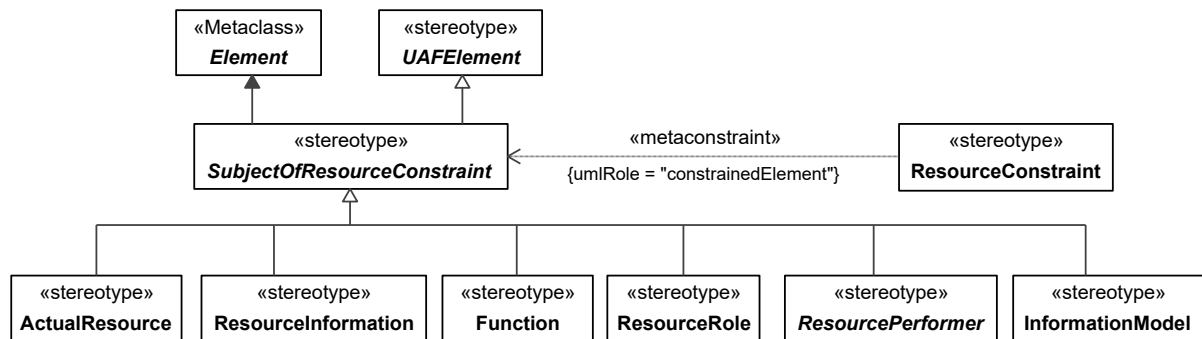


Figure 3:168 - SubjectOfResourceConstraint

UAF::Resources::Roadmap

Contains the elements that contribute to the Resources Roadmap Viewpoint.

Forecast

Package: Roadmap

isAbstract: No

Generalization: [MeasurableElement](#)

Extension: Dependency

Description

A dependency relationship that specifies a transition from one Resource Performer, Standard, Competence to another future one. It is related to an ActualStrategicPhase to give it a temporal context.

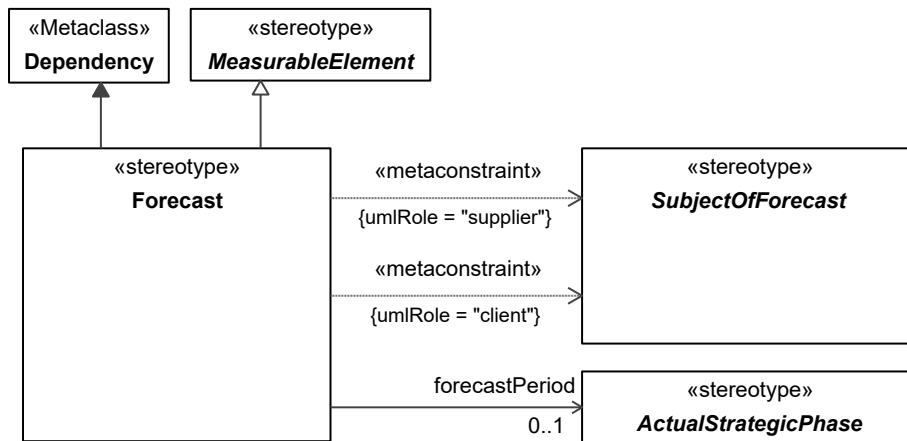


Figure 3:169 - Forecast

Associations

forecastPeriod : ActualStrategicPhase[0..1] Relates the SubjectOfForecast to the ActualStrategicPhase in which the SubjectOfForecast is expected to be provided.

Constraints

- [1] Forecast.client Value for the client metaproperty must be stereotyped by the specialization of «SubjectOfForecast».
- [2] Forecast.pair Values for the client and supplier metaproperties must be stereotyped by the same specialization of «SubjectOfForecast» (e.g., «Software» to «Software», «Standard» to «Standard», etc).
- [3] Forecast.supplier Value for the supplier property must be stereotyped by the specialization of «SubjectOfForecast».

SubjectOfForecast

Package: Roadmap

isAbstract: Yes

Generalization: [UAFElement](#)

Extension: Class

Description

An abstract grouping of elements that can be the subject of a Forecast.

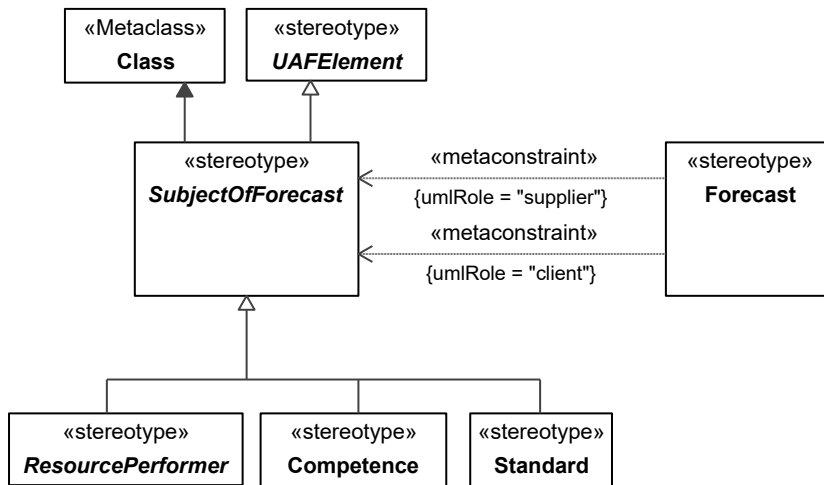


Figure 3:170 - SubjectOfForecast

Technology

Package: Roadmap

isAbstract: No

Generalization: [ResourceArtifact](#)

Extension: Class

Description

A sub type of ResourceArtifact that indicates a technology domain, i.e., nuclear, mechanical, electronic, mobile telephony etc.

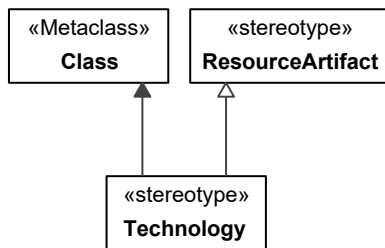


Figure 3:171 - Technology

VersionedElement

Package: Roadmap

isAbstract: Yes

Generalization: [UAFElement](#)

Extension: Class

Description

An abstract grouping of ResourcePerformer and Service that allows VersionOfConfiguration to be related to ActualProjectMilestones.

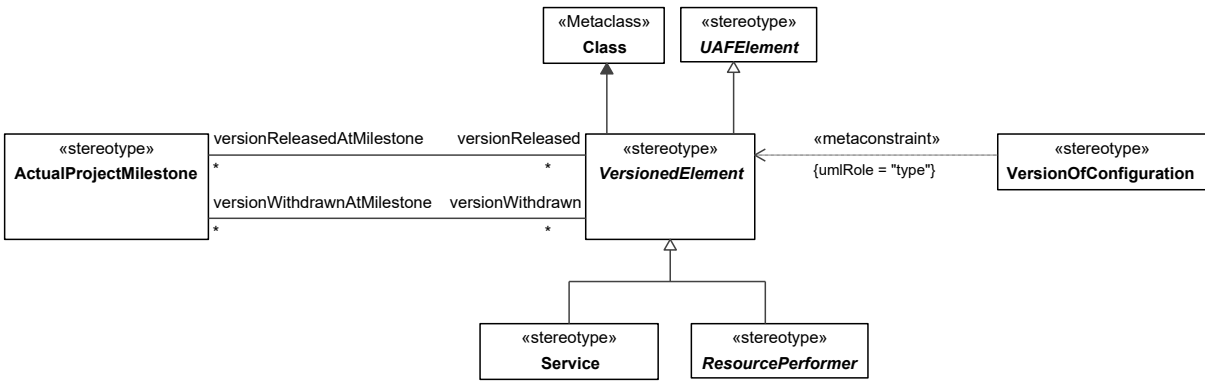


Figure 3:172 - VersionedElement

Associations

- versionReleasedAtMilestone : ActualProjectMilestone[*] Relates a VersionedElement to the ActualProjectMilestone. It indicates the ActualProjectMilestone at which the VersionedElement is released.
- versionWithdrawnAtMilestone : ActualProjectMilestone[*] Relates a VersionedElement to the ActualProjectMilestone. It indicates the ActualProjectMilestone at which the VersionedElement is withdrawn.

VersionOfConfiguration

Package: Roadmap

isAbstract: No

Generalization: [MeasurableElement](#)

Extension: Property

Description

A property of a WholeLifeConfiguration, used in version control of a VersionedElement. It asserts that a VersionedElement is a version of a WholeLifeConfiguration.

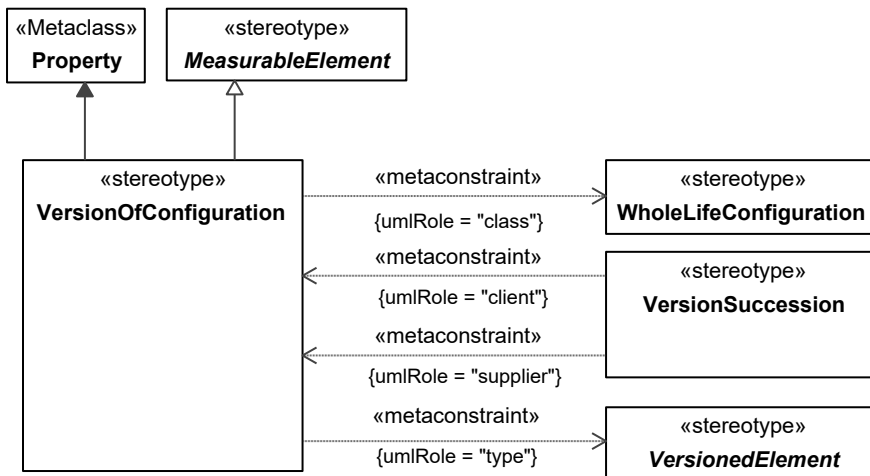


Figure 3:173 - VersionOfConfiguration

Constraints

- [1] VersionOfConfiguration.class Value for the class metaproperty must be stereotyped «WholeLifeConfiguration» or its specializations.

- [2] VersionOfConfiguration.type Value for the type metaproperty must be stereotyped by the specialization of «VersionedElement».

VersionSuccession

Package: Roadmap

isAbstract: No

Generalization: [MeasurableElement](#)

Extension: Dependency

Description

A dependency relationship between two VersionOfConfigurations that denotes that one VersionOfConfiguration follows from another.

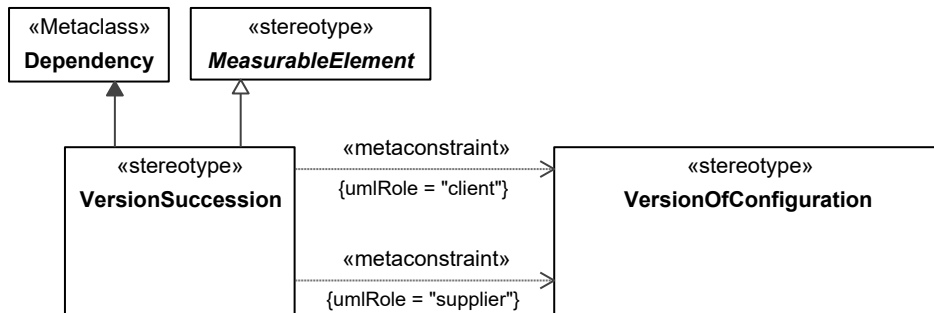


Figure 3:174 - VersionSuccession

Constraints

- [1] VersionSuccession.client Value for the client metaproperty must be stereotyped «VersionOfConfiguration» or its specializations.
- [2] VersionSuccession.supplier Value for the supplier metaproperty must be stereotyped «VersionOfConfiguration» or its specializations.

WholeLifeConfiguration

Package: Roadmap

isAbstract: No

Generalization: [PropertySet](#), Block

Extension: Class

Description

A set of VersionedElements, e.g., Services for a service provider or ResourcePerformers deployed for implementation.

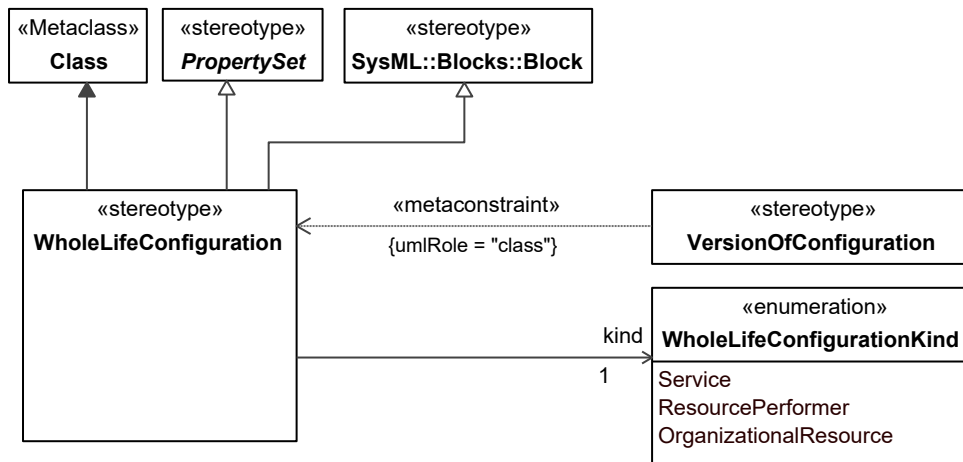


Figure 3:175 - WholeLifeConfiguration

Associations

kind : WholeLifeConfigurationKind[1] Captures the kind of WholeLifeConfiguration.

WholeLifeConfigurationKind

Package: Roadmap

isAbstract: No

Description

Enumeration of the possible kinds of WholeLifeConfiguration. Its enumeration literals are:

- Service - Indicates that the WholeLifeConfiguration associated with the WholeLifeConfigurationKind is the master specification from which Services are versioned.
- ResourcePerformer - Indicates that the WholeLifeConfiguration associated with the WholeLifeConfigurationKind is the master specification from which ResourcePerformers are versioned.
- OrganizationalResource - Indicates that the WholeLifeConfiguration associated with the WholeLifeConfigurationKind is the master specification from which OrganizationalResources are versioned.

UAF::Resources::Traceability

Contains the elements that contribute to the Resources Traceability View Specification.

ProtocolImplementation

Package: Traceability

isAbstract: Yes

Generalization: [UAFElement](#)

Extension: Element

Description

An abstract grouping of architectural elements that can implement Protocols.

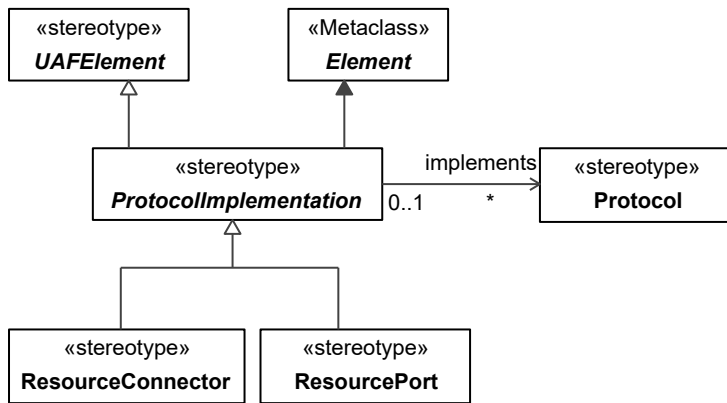


Figure 3:176 - ProtocolImplementation

Associations

implements : Protocol[*] Relates the ResourceConnector and ResourcePort to the Protocols that they can implement.

3.1.8 UAF::Security

Stakeholders: Security Architects, Security Engineers. Systems Engineers, Operational Architects.

Concerns: addresses the security constraints and information assurance attributes that exist on exchanges between resources and OperationalPerformers

Definition: illustrates the security assets, security constraints, security controls, families, and measures required to address specific security concerns.

UAF::Security::Motivation

Contains the elements that contribute to the Security Motivation View Specification.

EnhancedSecurityControl

Package: Motivation

isAbstract: No

Generalization: [SecurityControl](#)

Extension: Class

Description

Statement of security capability to: (i) build in additional but related, functionality to a basic control; and/or (ii) increase the strength of a basic control.

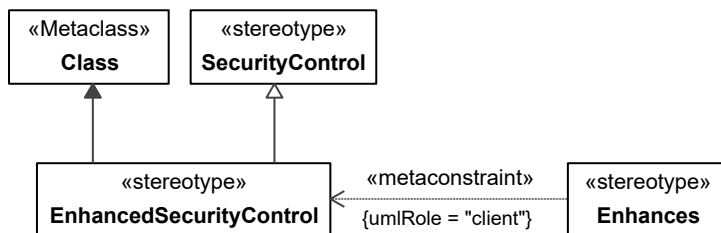


Figure 3:177 - EnhancedSecurityControl

Enhances

Package: Motivation

isAbstract: No

Generalization: `DeriveReq`, [MeasurableElement](#)

Extension: Abstraction
Description

A dependency relationship relating the `EnhancedSecurityControl` to a `SecurityControl`.

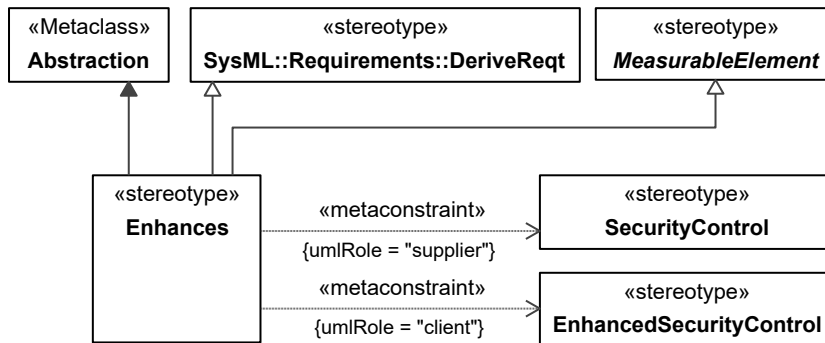


Figure 3:178 - Enhances

Constraints

- [1] `Enhances.client` Value for the client metaproperty must be stereotyped `EnhancedSecurityControl` or its specializations.
- [2] `Enhances.supplier` Value for the supplier metaproperty must be stereotyped `SecurityControl` or its specializations.

Protects

Package: Motivation

isAbstract: No

Generalization: [MeasurableElement](#)

Extension: Dependency
Description

A dependency that asserts that a `SecurityControl` is required to protect an `Asset`.

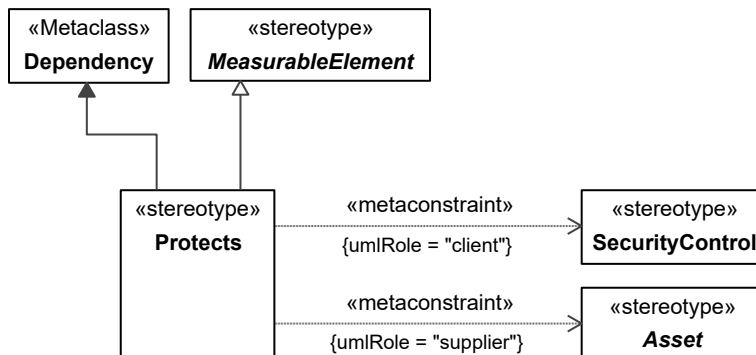


Figure 3:179 - Protects

Constraints

- [1] `Protects.client` Value for the client metaproperty must be stereotyped `SecurityControl` or its specializations.
- [2] `Protects.supplier` Value for the supplier metaproperty must be stereotyped by the specialization of `Asset`.

ProtectsInContext

Package: Motivation

isAbstract: No

Generalization: [MeasurableElement](#)

Extension: Dependency
Description

A dependency relationship that relates a SecurityControlAction to a OperationalRole, or a ResourceRole. It indicates that SecurityControl is required to protect an Asset in a specific context or configuration.

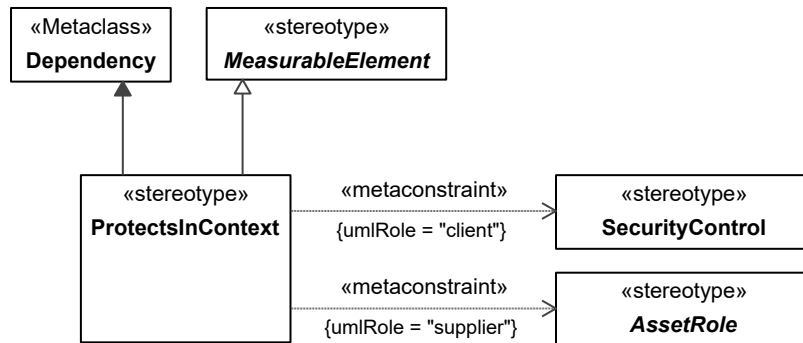


Figure 3:180 - ProtectsInContext

Constraints

- [1] ProtectsInContext.client Value for the client metaproperty must be stereotyped «SecurityControl» or its specializations.
- [2] ProtectsInContext.supplier Value for the supplier metaproperty must be stereotyped «AssetRole» or its specializations.

SecurityControl

Package: Motivation

isAbstract: No

Generalization: Requirement, [MeasurableElement](#)

Extension: Class
Description

The management, operational, and technical control (i.e., safeguard or countermeasure) prescribed for an information system to protect the confidentiality, integrity, and availability of the system and its information [NIST SP 800-53].

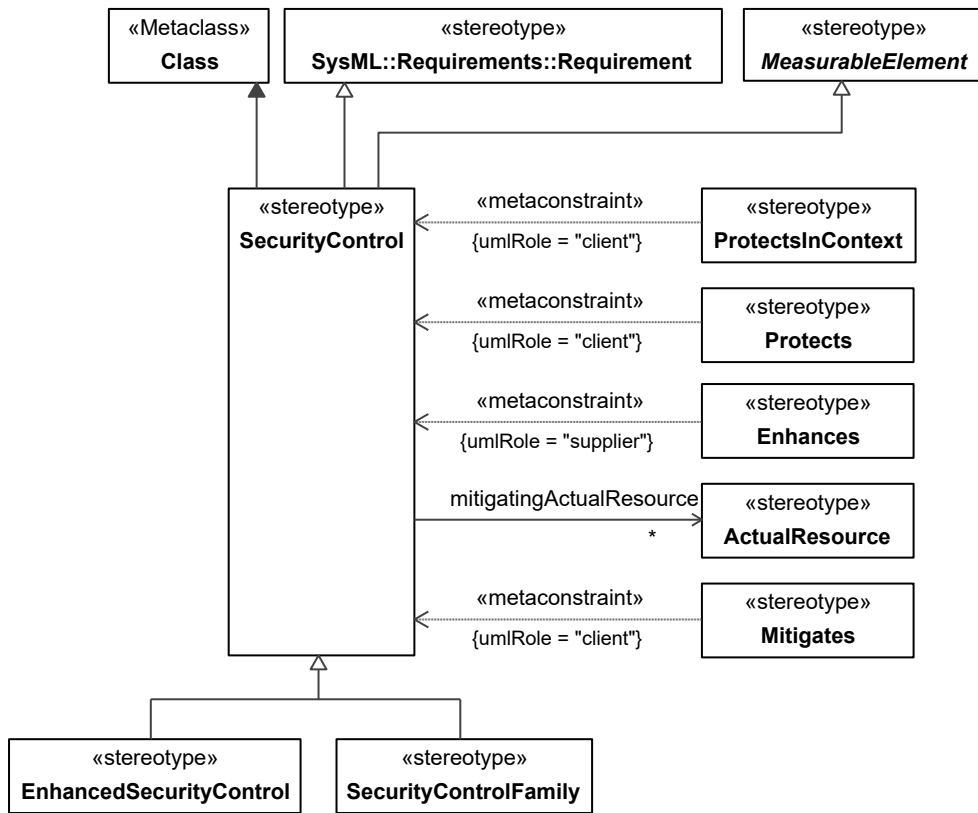


Figure 3:181 - SecurityControl

Associations

mitigatingActualResource : ActualResource[*] Relates an actual mitigation (an ActualResource for mitigating a Risk) to a SecurityControl.

SecurityControlFamily

Package: Motivation

isAbstract: No

Generalization: [SecurityControl](#)

Extension: Class

Description

An element that organizes security controls into a family. Each Security Control Family contains security controls related to the general security topic of the family.

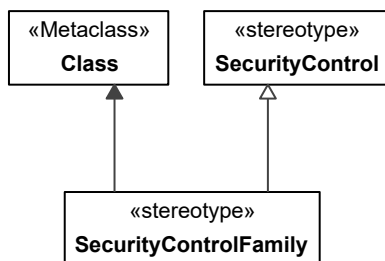


Figure 3:182 - SecurityControlFamily

UAF::Security::Taxonomy

Contains the elements that contribute to the Security Taxonomy View Specification.

Asset

Package: Taxonomy

isAbstract: Yes

Generalization: [ConceptItem](#), [PropertySet](#), [LocationHolder](#), [SubjectOfSecurityConstraint](#), Block, [AffectableElement](#)

Extension: Class

Description

An abstract element that indicates the types of elements that can be affected by Risk. Asset as applied to Security views is an abstract element that indicates the types of elements that can be considered as a subject for security analysis.

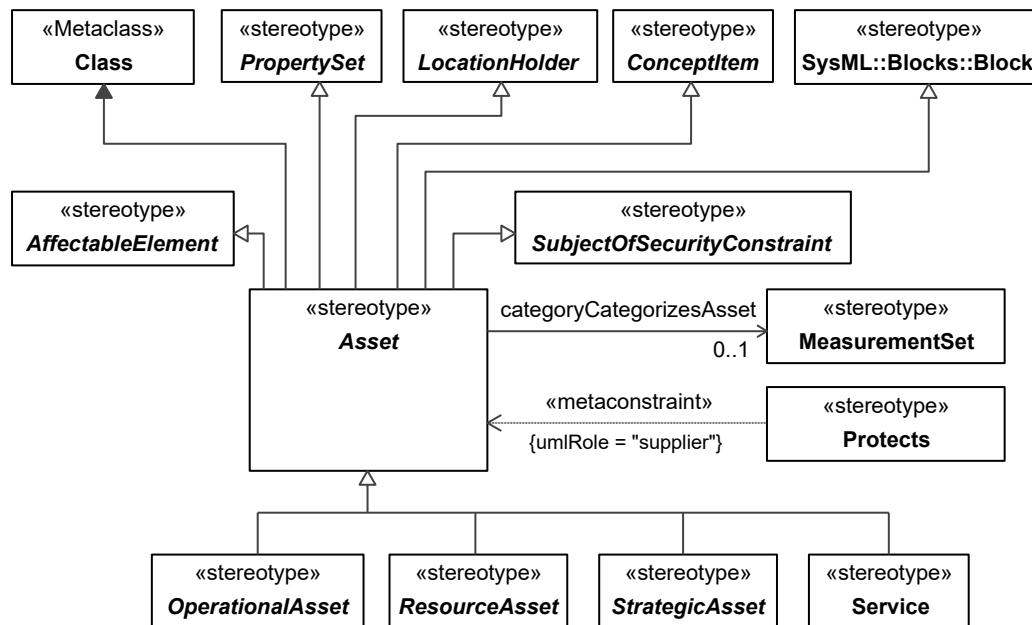


Figure 3:183 - Asset

Associations

categoryCategorizesAsset : MeasurementSet[0..1] Enables association of an Asset to the set of security related measurements (MeasurementSet).

OperationalAsset

Package: Taxonomy

isAbstract: Yes

Generalization: [Asset](#)

Extension: Class

Description

An abstract element used to group the elements of OperationalAgent and OperationalInformation allowing them to own OperationalInformationRoles.

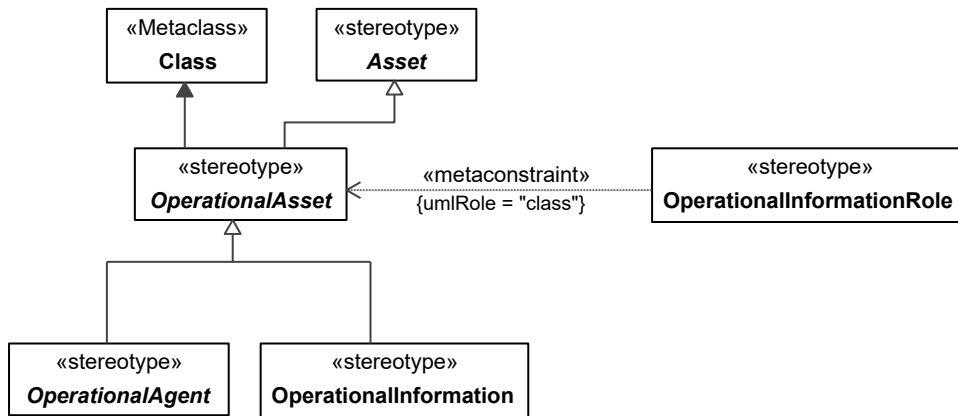


Figure 3:184 - OperationalAsset

OperationalMitigation

Package: Taxonomy

isAbstract: No

Generalization: [OperationalArchitecture](#)

Extension: Class

Description

A set of OperationalPerformers intended to address against specific operational risks.

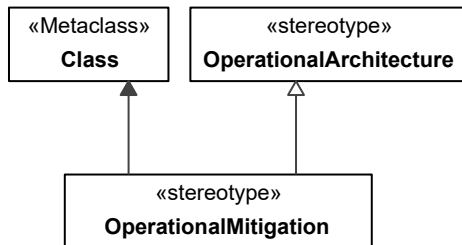


Figure 3:185 - OperationalMitigation

ResourceAsset

Package: Taxonomy

isAbstract: Yes

Generalization: [Asset](#)

Extension: Class

Description

An abstract element used to group the elements of ResourcePerformer and ResourceInformation allowing them to own ResourceInformationRoles.

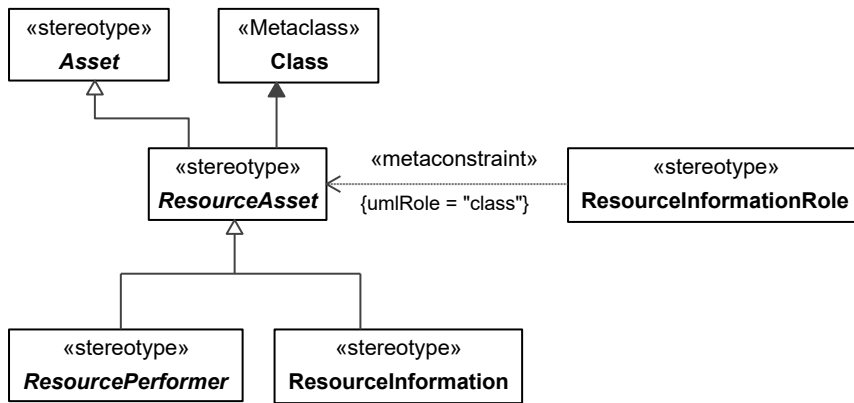


Figure 3:186 - ResourceAsset

ResourceMitigation

Package: Taxonomy

isAbstract: No

Generalization: [ResourceArchitecture](#)

Extension: Class

Description

A set of ResourcePerformers intended to address against specific risks.

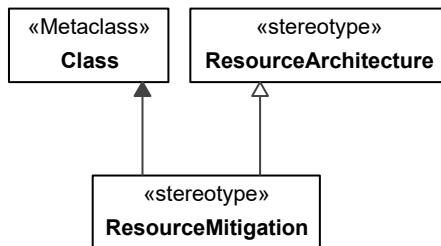


Figure 3:187 - ResourceMitigation

SecurityEnclave

Package: Taxonomy

isAbstract: No

Generalization: [ResourceArchitecture](#)

Extension: Class

Description

Collection of information systems connected by one or more internal networks under the control of a single authority and security policy. The systems may be structured by physical proximity or by function, independent of location.

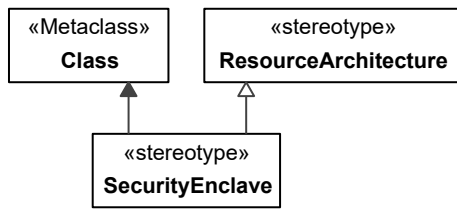


Figure 3:188 - SecurityEnclave

UAF::Security::Structure

Contains the elements that contribute to the Security Structure View Specification.

AssetRole

Package: Structure

isAbstract: Yes

Generalization: [MeasurableElement](#), [SubjectOfSecurityConstraint](#)

Extension: Element

Description

An abstract element that indicates the types of elements that can be affected by Risk in the particular context. AssetRole as applied to Security views, is an abstract element that indicates the type of elements that can be considered as a subject for security analysis in the particular context.

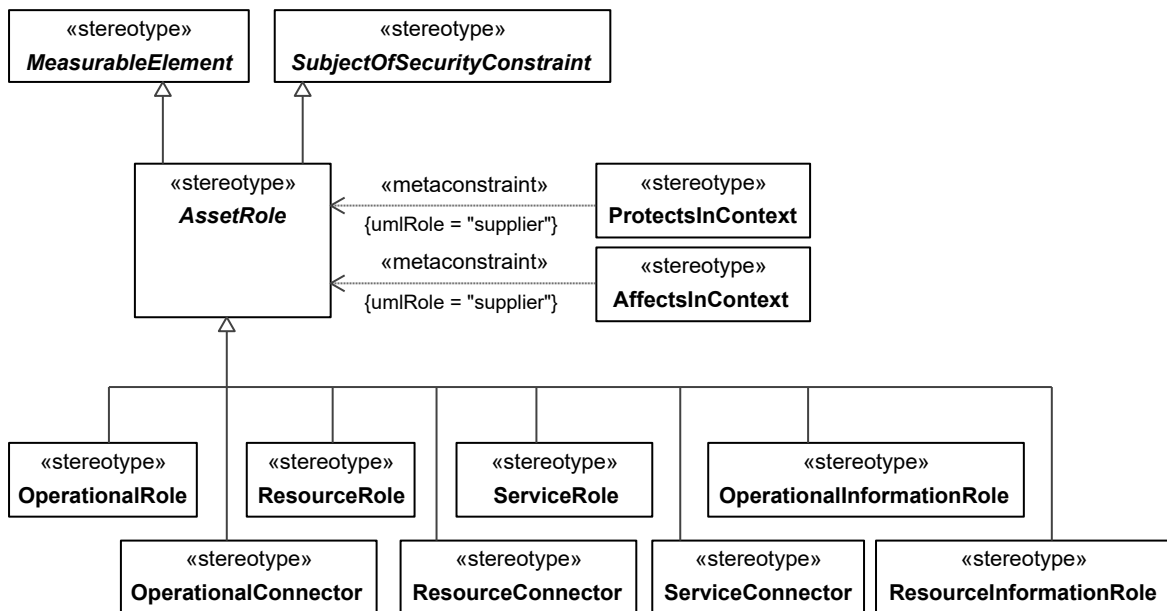


Figure 3:189 - AssetRole

OperationalInformationRole

Package: Structure

isAbstract: No

Generalization: [AssetRole](#)

Extension: Property

Description

A usage of OperationalInformation that exists in the context of an OperationalAsset. It also allows the representation of the whole-part aggregation of OperationalInformation elements.

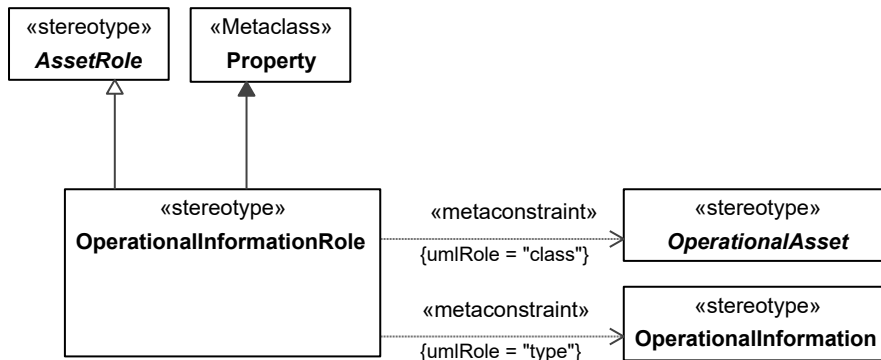


Figure 3:190 - OperationalInformationRole

Constraints

- [1] OperationalInformationRole.class Value for the class metaproperty must be stereotyped by the specialization of «OperationalAsset».
- [2] OperationalInformationRole.type Value for the type metaproperty must be stereotyped «OperationalInformation» or its specializations.

ResourceInformationRole

Package: Structure

isAbstract: No

Generalization: [AssetRole](#)

Extension: Property

Description

A usage of ResourceInformation that exists in the context of a ResourceAsset. It also allows the representation of the whole-part aggregation of ResourceInformation elements.

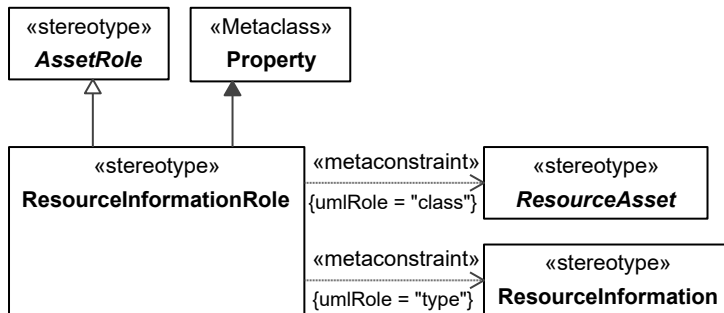


Figure 3:191 - ResourceInformationRole

Constraints

- [1] ResourceInformationRole.class Value for the class metaproperty must be stereotyped by the specialization of «ResourceAsset».
- [2] ResourceInformationRole.type Value for the type metaproperty must be stereotyped «ResourceInformation» or its specializations.

UAF::Security::Processes

Contains the elements that contribute to the Security Processes View Specification.

SecurityProcess

Package: Processes

isAbstract: No

Generalization: [OperationalActivity](#), [Function](#), [SubjectOfSecurityConstraint](#)

Extension: Activity

Description

The security-related procedure that satisfies the security control requirement.

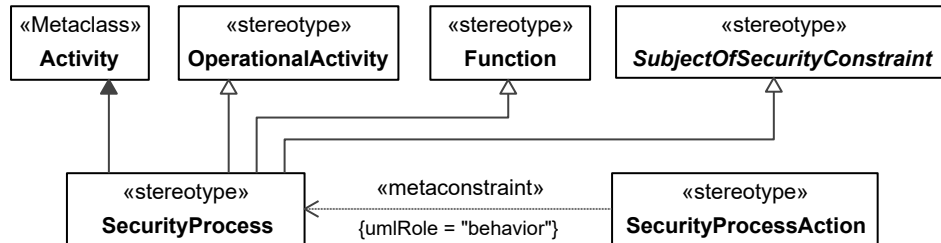


Figure 3:192 - SecurityProcess

SecurityProcessAction

Package: Processes

isAbstract: No

Generalization: [OperationalActivityAction](#), [FunctionAction](#)

Extension: CallBehaviorAction

Description

A call of a SecurityProcess in the context of another SecurityProcess.

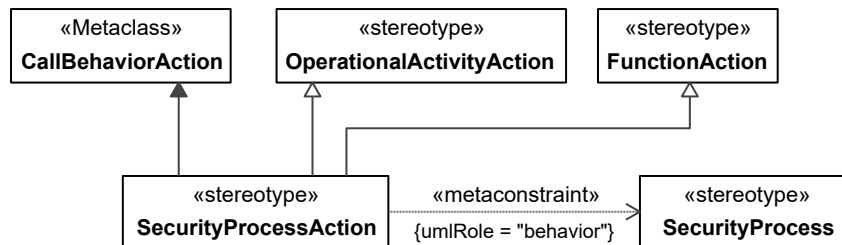


Figure 3:193 - SecurityProcessAction

Constraints

- [1] SecurityProcessAction.behavior Value for behavior metaproperty must be stereotyped «SecurityProcess» or its specializations.

UAF::Security::Constraints

Contains the elements that contribute to the Security Constraints View Specification.

SecurityConstraint

Package: Constraints

isAbstract: No

Generalization: [Rule](#)

Extension: Constraint

Description

A type of rule that captures a formal statement to define security laws, regulations, guidances, and policy.

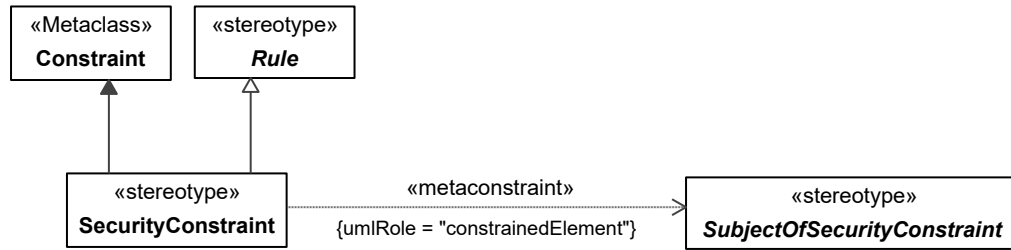


Figure 3:194 - SecurityConstraint
Constraints

[1] Security.constrainedElement Value for the constrainedElement metaproperty must be stereotyped by the specialization of «SubjectOfSecurityConstraint».

SecurityRisk

Package: Constraints

isAbstract: No

Generalization: [Risk](#)

Extension: Class

Description

The level of impact on enterprise operations, assets, or individuals resulting from the operation of an information system given the potential impact of a threat and the likelihood of that threat occurring [NIST SP 800-65].

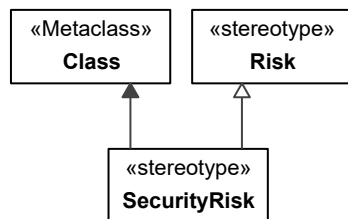


Figure 3:195 - SecurityRisk

SubjectOfSecurityConstraint

Package: Constraints

isAbstract: Yes

Generalization: [UAFElement](#)

Extension: Element

Description

An abstract grouping of elements that can be the subject of a SecurityConstraint.

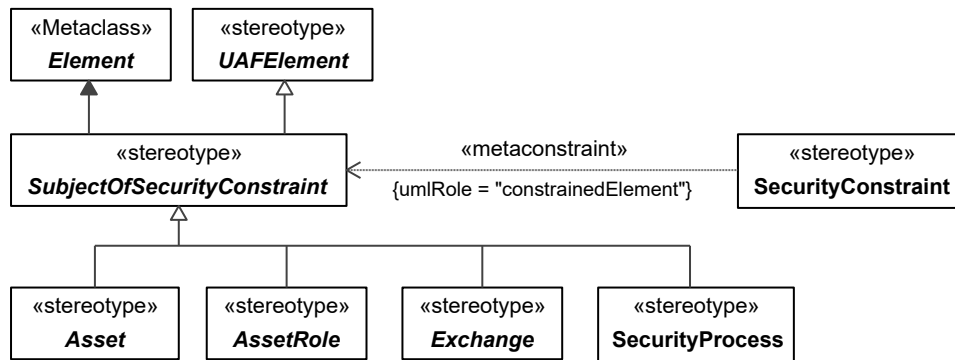


Figure 3:196 - SubjectOfSecurityConstraint

3.1.9 UAF::Projects

Stakeholders: PMs, Project Portfolio Managers, Enterprise Architects.

Concerns: project portfolio, projects and project milestones.

Definition: describes projects and project milestones, how those projects deliver capabilities, the organizations contributing to the projects and dependencies between projects.

UAF::Projects::Taxonomy

Contains the elements that contribute to the Project Taxonomy View Specification.

ActualMilestoneKind

Package: Taxonomy

isAbstract: No

Description

Enumeration of the possible kinds of ActualProjectMilestone. Its enumeration literals are:

- InService - Indicates that the ActualProjectMilestone associated with the ActualMilestoneKind is when the configuration goes into service.
- Deployed - Indicates that the ActualProjectMilestone associated with the ActualMilestoneKind is a configuration deployment milestone.
- NoLongerUsed - Indicates that the ActualProjectMilestone associated with the ActualMilestoneKind is when the deployed configuration is no longer used.
- OutOfService - Indicates that the ActualProjectMilestone associated with the ActualMilestoneKind is when the in service configuration goes out of service.
- Other - Indicates that the ActualProjectMilestone associated with the ActualMilestoneKind is not one of the standard ActualMilestoneKinds.

Project

Package: Taxonomy

isAbstract: No

Generalization: [OrganizationalResource](#), Block

Extension: Class

Description

A type that represents a planned endeavor executed by an ActualOrganization responsible for developing, deploying or decommissioning ResourcePerformers in accordance with ActualProjectMilestones.

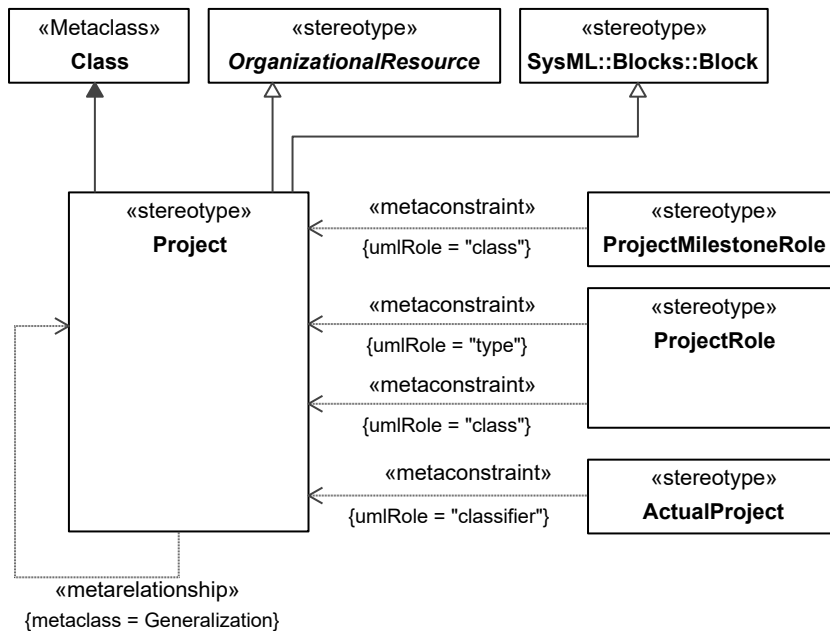


Figure 3:197 - Project

ProjectKind

Package: Taxonomy

isAbstract: No

Description

Enumeration of the possible kinds of project applicable to an ActualProject. Its enumeration literals are:

- Programme - Indicates that the ActualProject associated with the ProjectKind is an undertaking that is a temporary, flexible organization created to co-ordinate, direct and oversee the implementation of a set of related Projects and Tasks in order to deliver outcomes and benefits related to the organization's strategic objectives. A programme is likely to have a lifespan of several years. During a programme lifecycle, projects are initiated, executed, and closed. Programmes provide an umbrella under which these projects can be co-ordinated. The programme integrates the projects so that it can deliver an outcome greater than the sum of its parts.
- Portfolio - Indicates that the ActualProject associated with the ProjectKind is an undertaking comprised of the Projects and Programmes that are the totality of an organization's investment (or segment thereof) in the changes required to achieve its strategic objectives.
- Project - Indicates that the ActualProject associated with the ProjectKind is an undertaking that is a time-limited endeavor to create a specific set of products or services.
- PersonnelDevelopment - Indicates that the ActualProject associated with the ProjectKind is an undertaking that relates to the training and enablement of personnel to enable them help achieve the organizations objectives.

ProjectMilestone

Package: Taxonomy

isAbstract: No

Generalization: [PropertySet](#), Block

Extension: Class

Description

A type of event in a Project by which progress is measured.

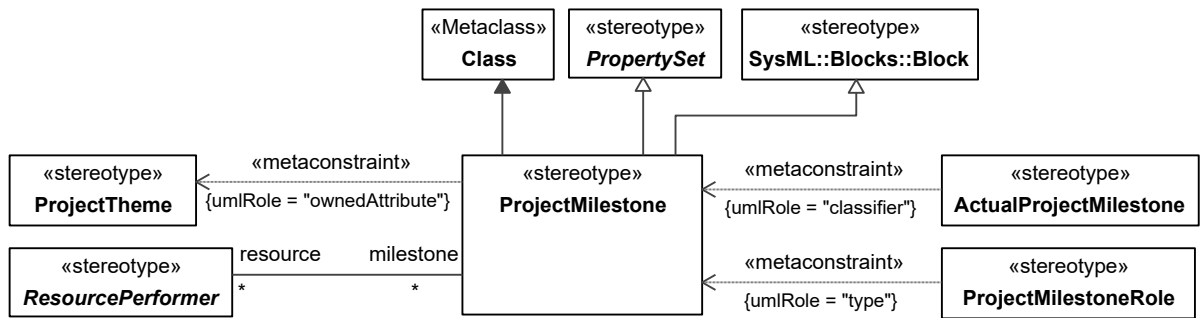


Figure 3:198 - ProjectMilestone

Associations

resource : ResourcePerformer[*] Relates a ProjectMilestone to the Resources that can be affected by the milestone. It is used to describe aspects of the lifecycle of a Resource.

Constraints

[1] ProjectMilestone.ownedAttribute All of the «ProjectThemes», owned by a «ProjectMilestone», must be typed by the same «StatusIndicators» or its specializations.

UAF::Projects::Structure

Contains the elements that contribute to the Project Structure View Specification.

ProjectMilestoneRole

Package: Structure

isAbstract: No

Generalization: [MeasurableElement](#)

Extension: Property

Description

The role played by a ProjectMilestone in the context of a Project.

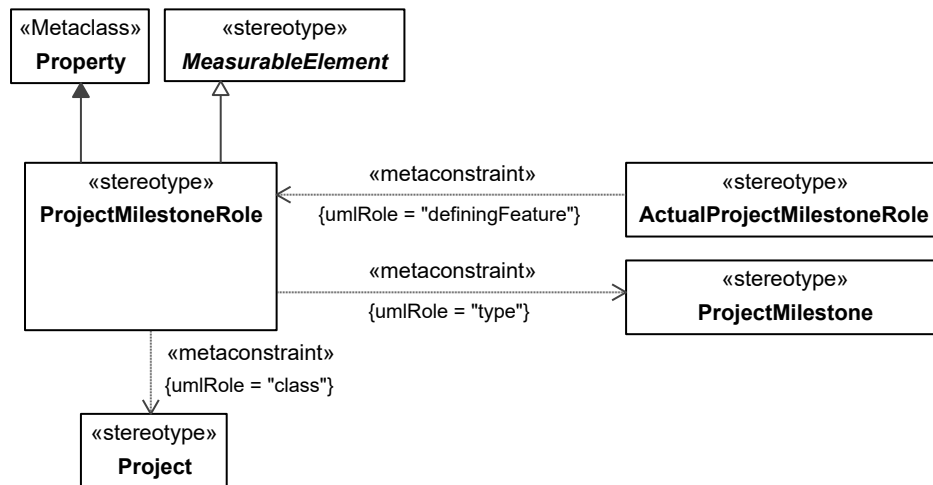


Figure 3:199 - ProjectMilestoneRole

Constraints

[1] ProjectMilestoneRole.class Value for the class metaproperty must be stereotyped «Project» or its specializations.
 [2] ProjectMilestoneRole.type Value for the type metaproperty must be stereotyped «ProjectMilestone» or its specializations.

ProjectRole

Package: Structure

isAbstract: No

Generalization: [ResourceRole](#)

Extension: Property

Description

Usage of a Project in the context of another Project. Creates a whole-part relationship.

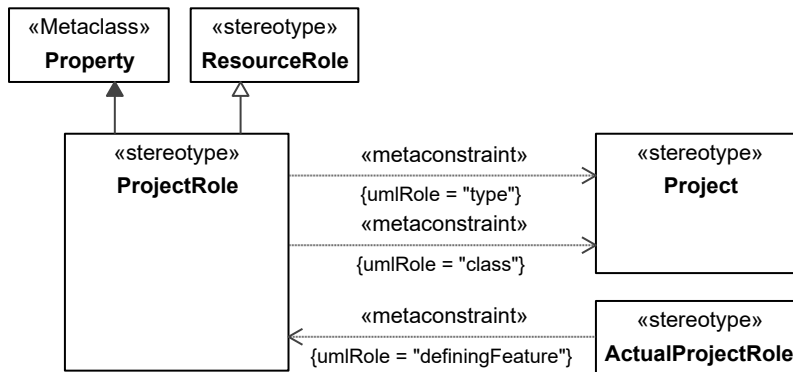


Figure 3:200 - ProjectRole

Constraints

[1] ProjectRole.class Value for the class metaproperty must be stereotyped «Project» or its specializations.

[2] ProjectRole.type Value for the type metaproperty must be stereotyped «Project» or its specializations.

ProjectStatus

Package: Structure

isAbstract: No

Generalization: [UAFElement](#)

Extension: Slot

Description

The status (i.e., level of progress) of a ProjectTheme for an ActualProject at the time of the ActualProjectMilestone.

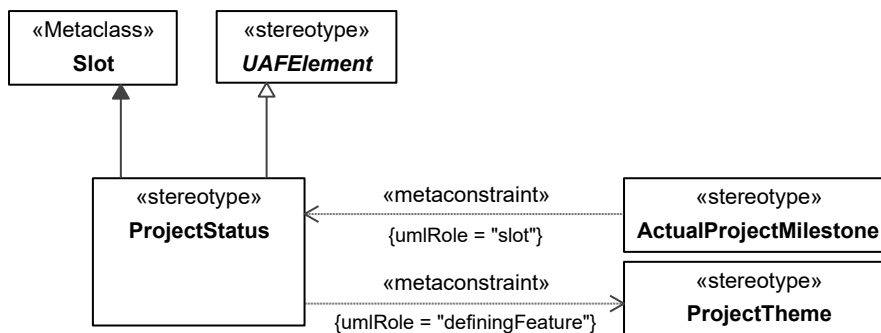


Figure 3:201 - ProjectStatus

Constraints

[1] ProjectStatus.definingFeature Value for the DefiningFeature metaproperty must be stereotyped «ProjectTheme» or its specializations.

ProjectTheme

Package: Structure

isAbstract: No

Generalization: [MeasurableElement](#)

Extension: Property

Description

A property of a ProjectMilestone that captures an aspect by which the progress of ActualProjects may be measured.

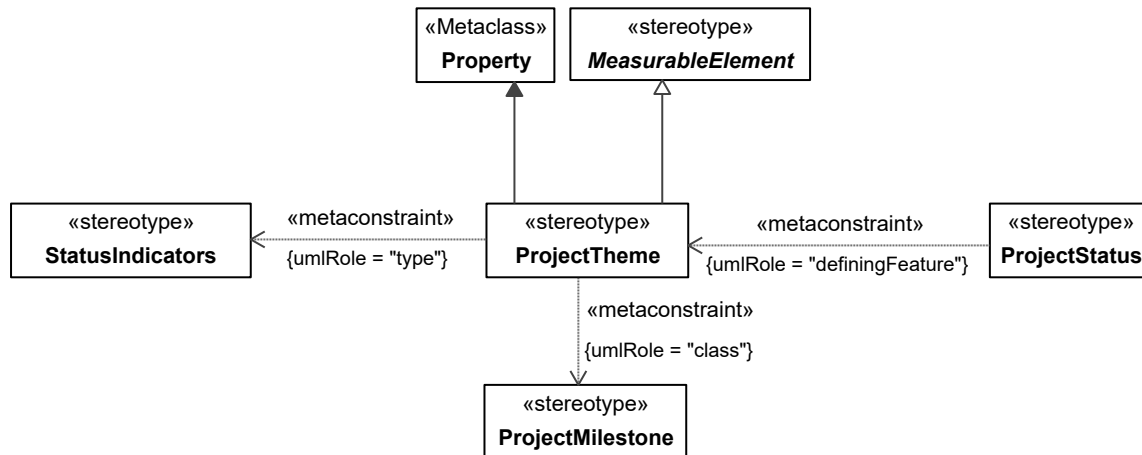


Figure 3:202 - ProjectTheme

Constraints

- [1] `ProjectTheme.class` Value for the class metaproperty must be stereotyped `«ProjectMilestone»` or its specializations.
- [2] `ProjectTheme.type` Value for the type metaproperty must be stereotyped `«StatusIndicators»` or its specializations.

StatusIndicators

Package: Structure

isAbstract: No

Generalization: [MeasurableElement](#), `ValueType`

Extension: Enumeration

Description

An enumerated type that specifies a status for a ProjectTheme.

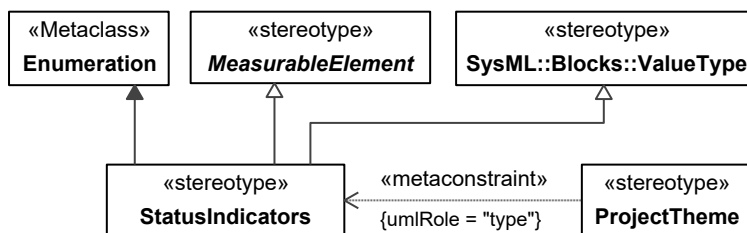


Figure 3:203 - StatusIndicators

UAF::Projects::Connectivity

Contains the elements that contribute to the Project Connectivity View Specification.

MilestoneDependency

Package: Connectivity

isAbstract: No

Generalization: [Sequence](#)

Extension: Dependency
Description

A dependency relationship between two ActualProjectMilestones that denotes one ActualProjectMilestone follows from another.

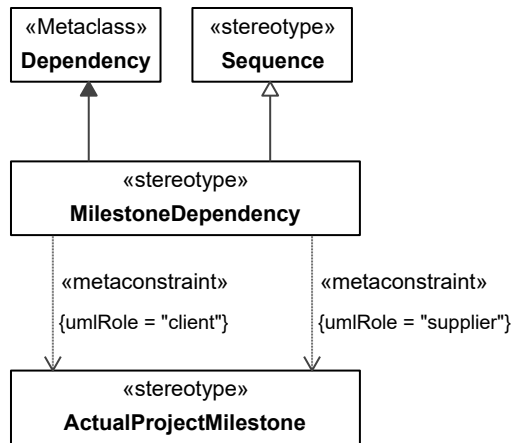


Figure 3:204 - MilestoneDependency

Constraints

- [1] MilestoneDependency.client Value for the client metaproperty must be stereotyped «ActualProjectMilestone» or its specializations.
- [2] MilestoneDependency.supplier Value for the supplier metaproperty must be stereotyped «ActualProjectMilestone» or its specializations.

ProjectSequence

Package: Connectivity

isAbstract: No

Generalization: [Sequence](#)

Extension: Dependency
Description

A dependency relationship between two ActualProjects that denotes one ActualProject cannot start before the previous ActualProject is finished.

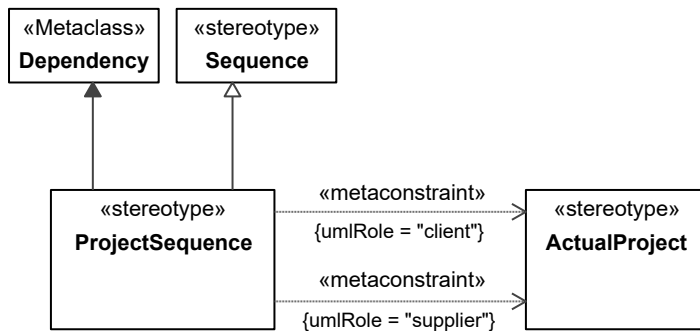


Figure 3:205 - ProjectSequence

Constraints

- [1] ProjectSequence.client Value for the client metaproperty must be stereotyped «ActualProject» or its specializations.
- [2] ProjectSequence.supplier Value for the supplier metaproperty must be stereotyped «ActualProject» or its specializations.

UAF::Projects::Processes

Contains the elements that contribute to the Project Processes View Specification.

ProjectActivity

Package: Processes

isAbstract: No

Generalization: [Function](#)

Extension: Activity

Description

An activity carried out during a project.

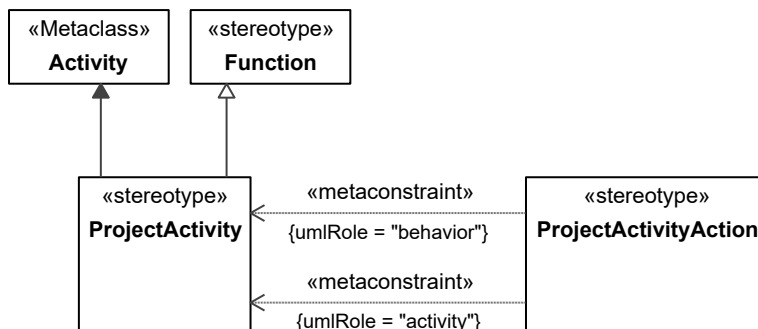


Figure 3:206 - ProjectActivity

ProjectActivityAction

Package: Processes

isAbstract: No

Generalization: [FunctionAction](#)

Extension: CallBehaviorAction

Description

The ProjectActivityAction is defined as a call behavior action that invokes the activity that needs to be preformed.

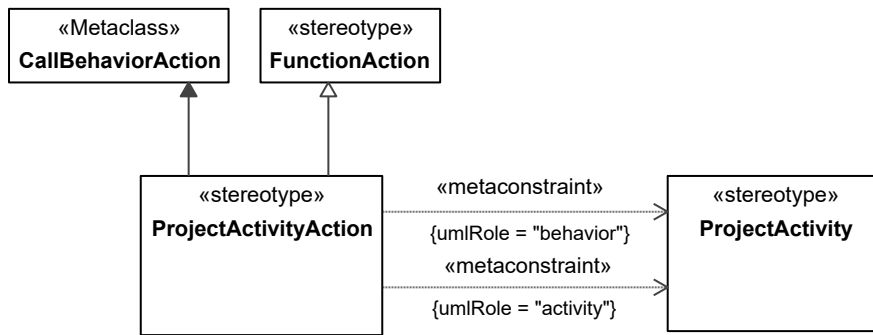


Figure 3:207 - ProjectActivityAction

Constraints

- [1] FunctionAction.behavior Value for the behavior metaproperty must be stereotyped «ProjectActivity» or its specializations.
- [2] ProjectActivityAction.activity Value for the activity metaproperty must be stereotyped «ProjectActivity» or its specializations.

UAF::Projects::Roadmap

Contains the elements that contribute to the Project Roadmap View Specification.

ActualProject

Package: Roadmap

isAbstract: No

Generalization: [ActualOrganizationalResource](#), [Achiever](#)

Extension: InstanceSpecification

Description

A time-limited planned endeavor executed by an ActualOrganization responsible for developing, deploying or decommissioning ResourcePerformers in accordance with ActualProjectMilestones.

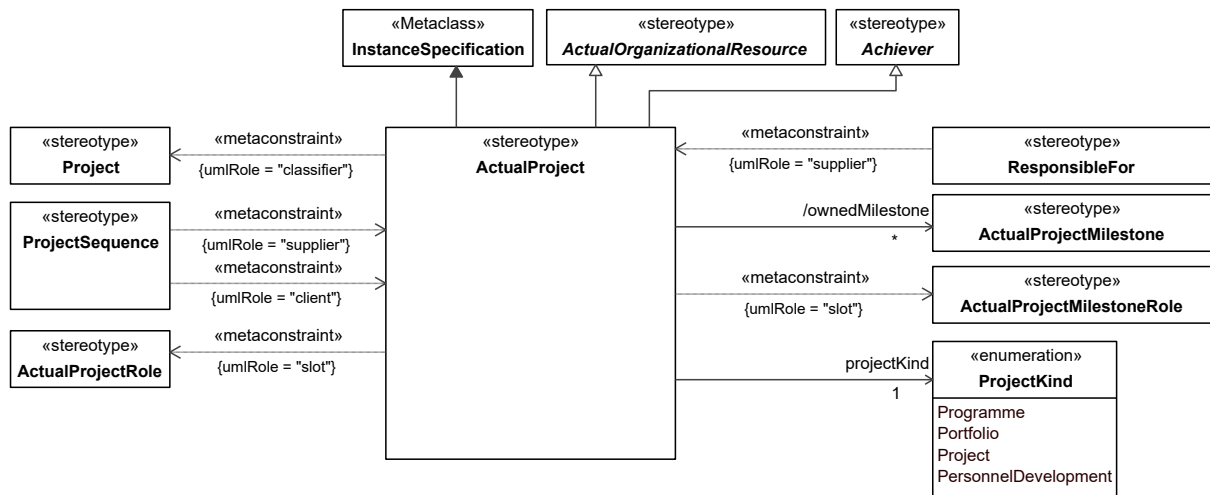


Figure 3:208 - ActualProject

Associations

- ownedMilestone : ActualProjectMilestone[*] Relates the ActualProjectMilestones to the relevant ActualProject.
- projectKind : ProjectKind[1] Enumerated value describing the kind of ActualProject.

Constraints

- [1] ActualProject.classifier Value for the classifier metaproperty must be stereotyped «Project» or its specializations.
- [2] ActualProject.slot Value for the slot metaproperty must be stereotyped «ActualProjectRole», «ActualProjectMilestoneRole», or their specializations.

ActualProjectMilestone

Package: Roadmap

isAbstract: No

Generalization: [ActualPropertySet](#)

Extension: InstanceSpecification

Description

An event with a start date in a ActualProject from which progress is measured.

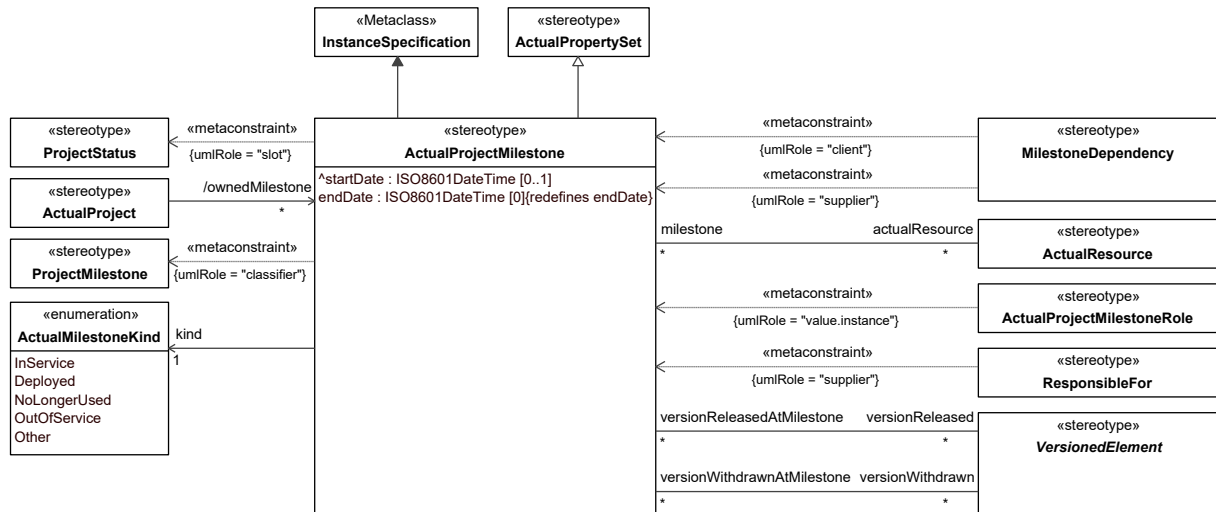


Figure 3:209 - ActualProjectMilestone

Attributes

endDate : ISO8601DateTime[0..1] End time for this ActualProjectMilestone.

Associations

- actualResource : ActualResource[*] Relates an ActualProjectMilestone to the ActualResources that are affected by the milestone. It is used to describe aspects of the lifecycle of an ActualResource.
- kind : ActualMilestoneKind[1] Enumerated value describing the kind of ActualProjectMilestone.
- versionReleased : VersionedElement[*] Relates an ActualProjectMilestone to the version of a Service or ResourcePerformer. It indicates the ActualProjectMilestone at which the VersionedElement is released.
- versionWithdrawn : VersionedElement[*] Relates an ActualProjectMilestone to the version of a Service or ResourcePerformer. It Indicates the ActualProjectMilestone at which the VersionedElement is withdrawn.

Constraints

- [1] ActualProjectMilestone.classifier Value for the classifier metaproperty must be stereotyped «ProjectMilestone» or its specializations.

ActualProjectMilestoneRole

Package: Roadmap

isAbstract: No

Generalization: [ActualState](#)

Extension: Slot

Description

An ActualProjectMilestone that is applied to a ProjectMilestoneRole.

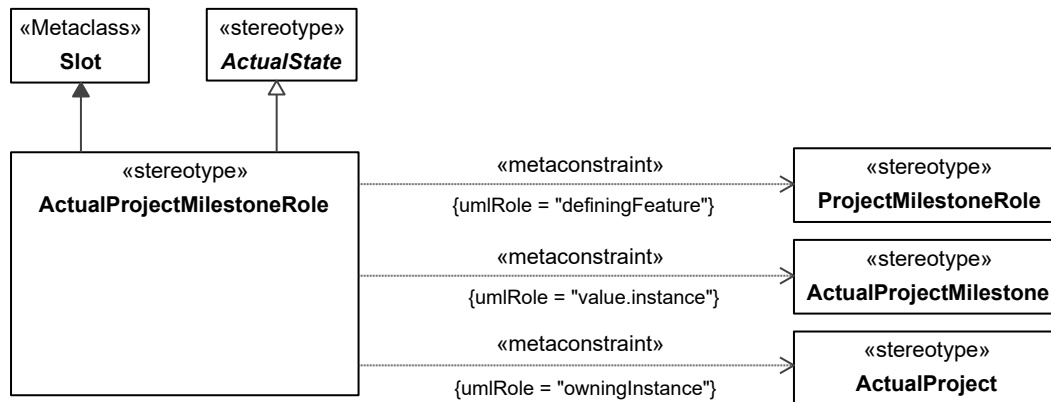


Figure 3:210 - ActualProjectMilestoneRole

Constraints

- [1] ActualProjectMilestoneRole.definingFeature Value for the definingFeature metaproperty has to be stereotyped «ProjectMilestoneRole» or its specializations.
- [2] ActualProjectMilestoneRole.owningInstance Value for the owningInstance metaproperty has to be stereotyped «ActualProject» or its specializations.
- [3] ActualProjectMilestoneRole.value.instance Value for the value.instance metaproperty has to be stereotyped «ActualProjectMilestone» or its specializations.

ActualProjectRole

Package: Roadmap

isAbstract: No

Generalization: [ActualState](#)

Extension: Slot

Description

An ActualProject that is applied to a ProjectRole.

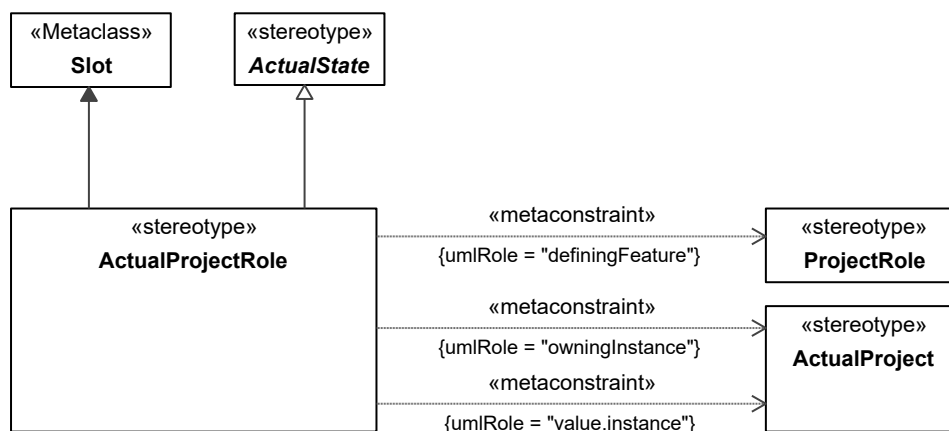


Figure 3:211 - ActualProjectRole

Constraints

- [1] ActualProjectRole.definingFeature Value for the definingFeature metaproperty has to be stereotyped «ProjectRole» or its specializations.
- [2] ActualProjectRole.owningInstance Value for the owningInstance metaproperty has to be stereotyped «ActualProject» or its specializations.
- [3] ActualProjectRole.value.instance Value for the value.instance metaproperty has to be stereotyped «ActualProject» or its specializations.

3.1.10 UAF::Standards

Stakeholders: Solution Providers, Systems Engineers, Software Engineers, Systems Architects, Business Architects.

Concerns: technical and non-technical Standards applicable to the architecture.

Definition: shows the technical, operational, and business Standards applicable to the architecture. Defines the underlying current and expected Standards.

UAF::Standards::Taxonomy

Contains the elements that contribute to the Standards Taxonomy View Specification.

Protocol

Package: Taxonomy

isAbstract: No

Generalization: [Standard](#)

Extension: Class

Description

A Standard for communication over a network. Protocols may be composite, represented as a ProtocolStack made up of ProtocolLayers.

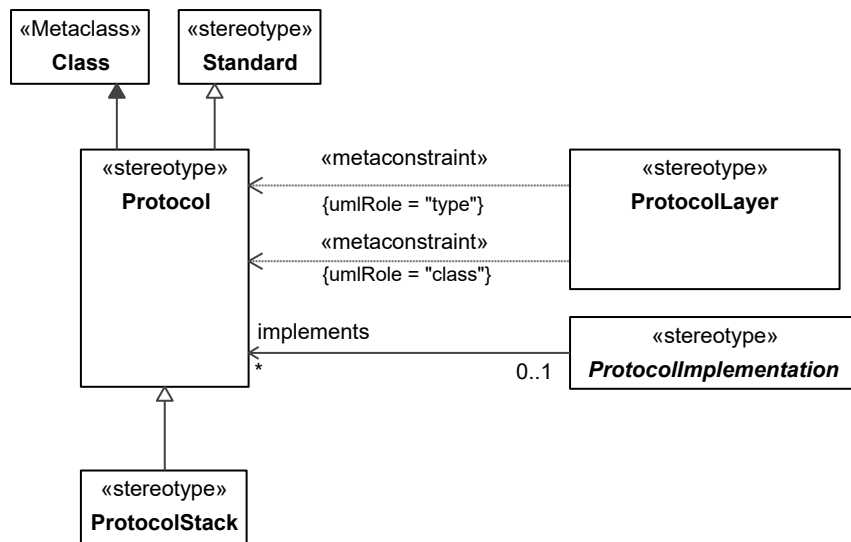


Figure 3:212 - Protocol

ProtocolStack

Package: Taxonomy

isAbstract: No

Generalization: [Protocol](#)

Extension: Class

Description

A sub-type of Protocol that contains the ProtocolLayers, defining a complete stack.

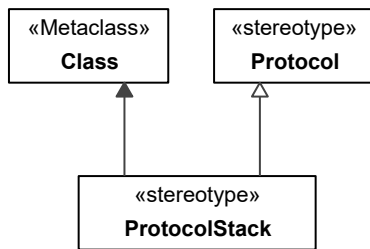


Figure 3:213 - ProtocolStack

Standard

Package: Taxonomy

isAbstract: No

Generalization: [SubjectOfForecast](#), [PropertySet](#), Block

Extension: Class

Description

A ratified and peer-reviewed specification that is used to guide or constrain the architecture. A Standard may be applied to any element in the architecture.

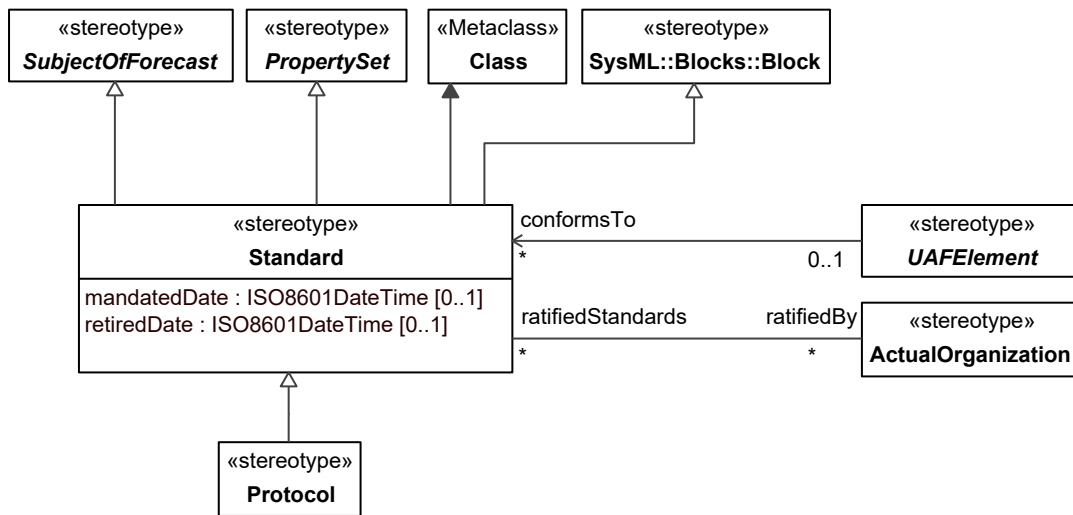


Figure 3:214 - Standard

Attributes

mandatedDate : ISO8601DateTime[0..1] The date when this version of the Standard was published.

retiredDate : ISO8601DateTime[0..1] The date when this version of the Standard was retired.

Associations

ratifiedBy : ActualOrganization[*] Relates a Standard to the ActualOrganization that ratified the Standard.

UAF::Standards::Structure

Contains the elements that contribute to the Standards Structure View Specification.

ProtocolLayer

Package: Structure

isAbstract: No

Generalization: [MeasurableElement](#)

Extension: Property

Description

Usage of a Protocol in the context of another Protocol. Creates a whole-part relationship.

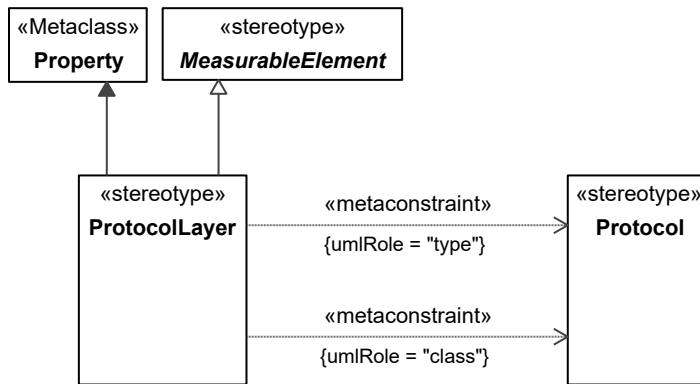


Figure 3:215 - ProtocolLayer

Constraints

[1] ProtocolLayer.class Value for the class metaproperty must be stereotyped «Protocol» or its specializations.

[2] ProtocolLayer.type Value for the type metaproperty must be stereotyped «Protocol» or its specializations.

3.1.11 UAF::Actual Resources

Stakeholders: Solution Providers, Systems Engineers, Business Architects, Human Resources.

Concerns: the analysis, e.g., evaluation of different alternatives, what-if, trade-offs, V&V on the actual resource configurations.

Definition: illustrates the expected or achieved actual resource configurations and actual relationships between them.

UAF::Actual Resources::Taxonomy

Contains the elements that contribute to the Actual Resources Taxonomy View Specification.

ActualOrganization

Package: Taxonomy

isAbstract: No

Generalization: [ActualResponsibleResource](#)

Extension: InstanceSpecification

Description

An actual formal or informal organizational unit, e.g., "Driving and Vehicle Licensing Agency", "UAF team Alpha".

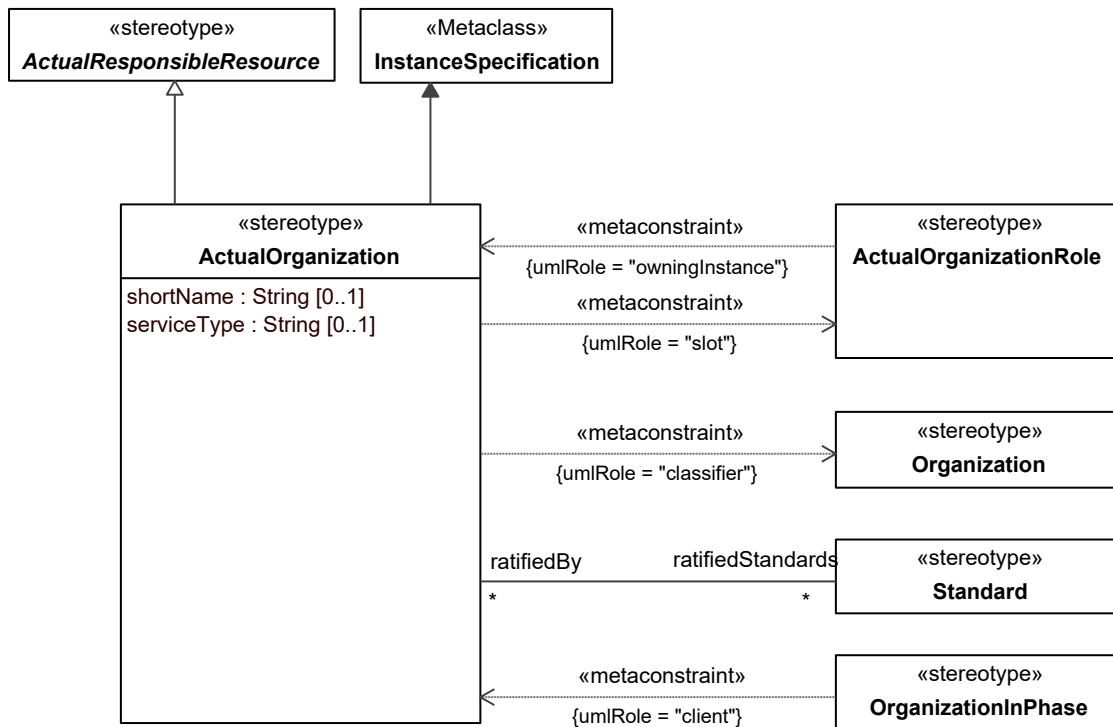


Figure 3:216 - ActualOrganization

Attributes

- serviceType : String[0..1] Service office code or symbol
- shortName : String[0..1] String providing a simplified means of identifying an ActualOrganization, i.e. SoftWareGroup could use SWG as the shortName.

Associations

- ratifiedStandards : Standard[*] Standards that were ratified by this ActualOrganization.

Constraints

- [1] ActualOrganization.classifier Classifier metaproperty value must be stereotyped «Organization» or its specializations.
- [2] ActualOrganization.slot Slot metaproperty value must be stereotyped «ActualOrganizationRole» or its specializations.

ActualOrganizationalResource

Package: Taxonomy

isAbstract: Yes

Generalization: [Stakeholder](#), [ActualResource](#)

Extension: InstanceSpecification

Description

Abstract element for an ActualOrganization, ActualPerson or ActualPost.

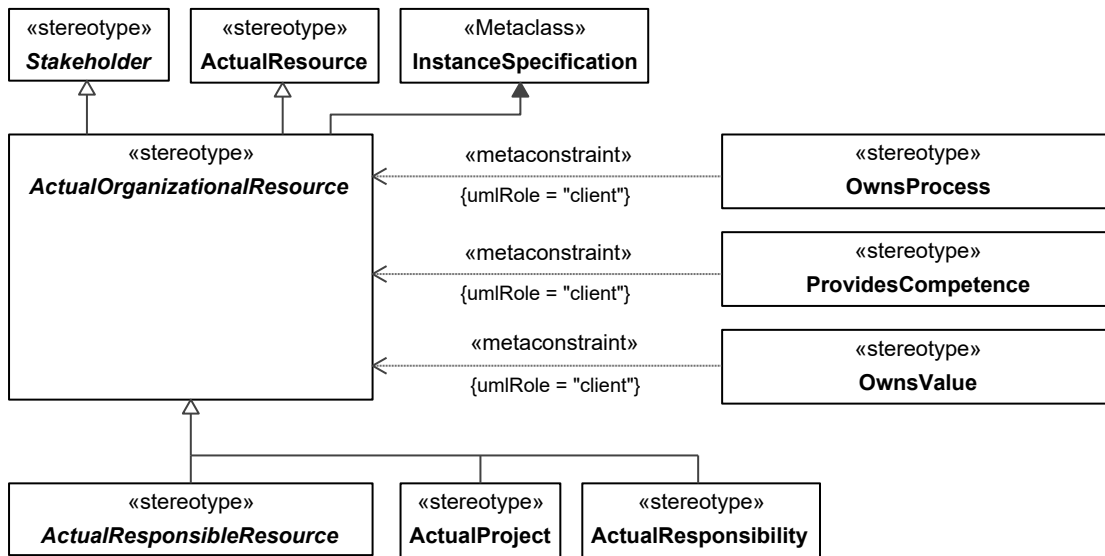


Figure 3:217 - ActualOrganizationalResource

ActualPerson

Package: Taxonomy

isAbstract: No

Generalization: [ActualResponsibleResource](#)

Extension: InstanceSpecification

Description

An individual human being.

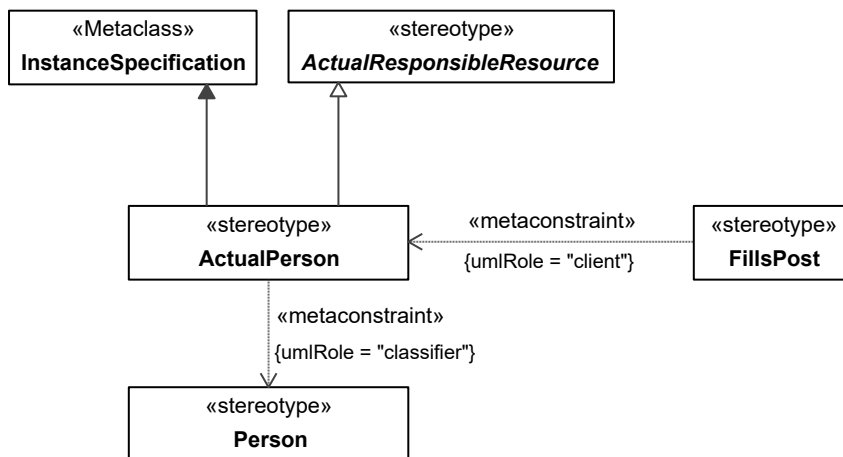


Figure 3:218 - ActualPerson

Constraints

- [1] ActualPerson.classifier Value for the classifier metaproperty has to be stereotyped «Person» or its specializations.

ActualPost

Package: Taxonomy

isAbstract: No

Generalization: [ActualResponsibleResource](#)

Extension: InstanceSpecification

Description

An actual, specific post, an instance of a Post "type" - e.g., "President of the United States of America." where the Post would be president.

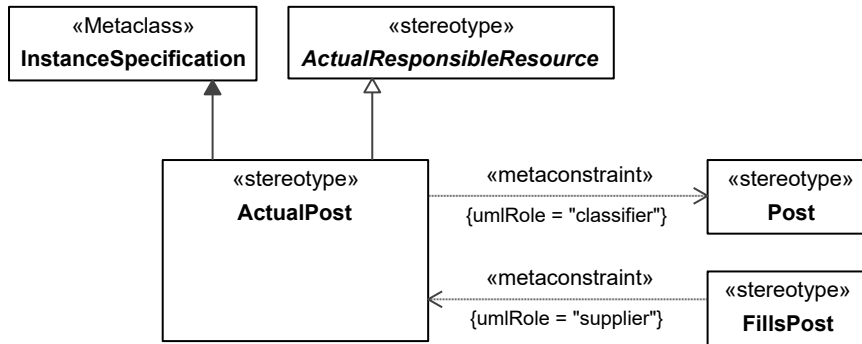


Figure 3:219 - ActualPost

Constraints

- [1] ActualPost.classifier Classifier metaproperty value must be stereotyped «Post» or its specializations.

ActualResource

Package: Taxonomy

isAbstract: No

Generalization: [ActualPropertySet](#), [SubjectOfResourceConstraint](#), [Achiever](#), [CapableElement](#)

Extension: InstanceSpecification

Description

An instance of a ResourcePerformer in the real world.

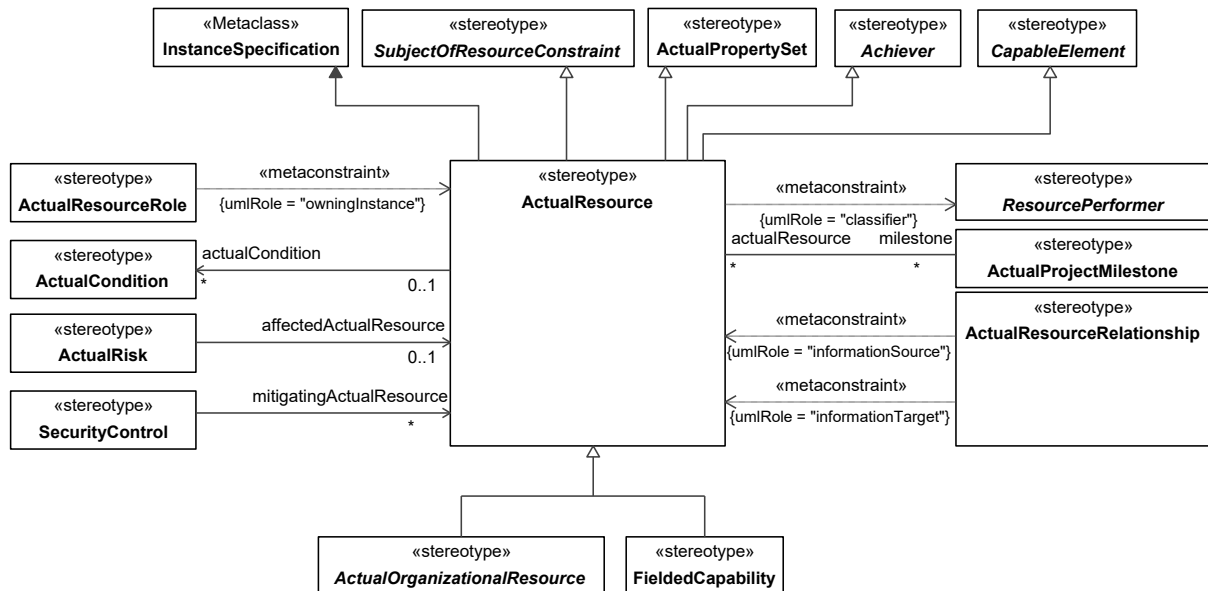


Figure 3:220 - ActualResource

Associations

- actualCondition : ActualCondition[0..*] Relates the ActualResource to the ActualStates of an environment or location describing its situation
- milestone : ActualProjectMilestone[*] Relates an ActualResource to the ActualProjectMilestones. It is used to describe aspects of the lifecycle of an ActualResource.

Constraints

- [1] ActualResource.classifier Classifier metaproperty value must be stereotyped by a specialization of «ResourcePerformer».

ActualResponsibility

Package: Taxonomy

isAbstract: No

Generalization: [ActualOrganizationalResource](#)

Extension: InstanceSpecification

Description

The duty required of a Person or Organization.

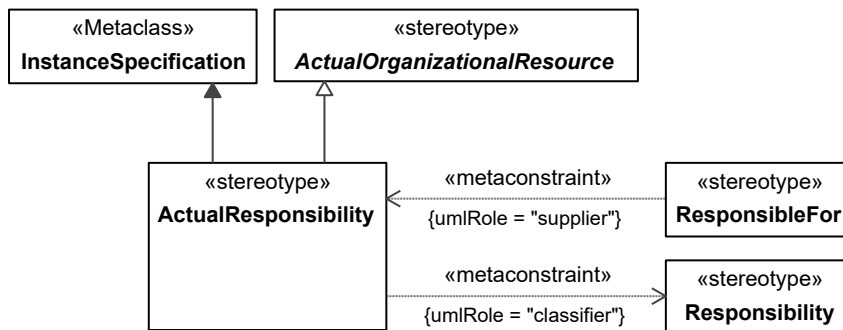


Figure 3:221 - ActualResponsibility

Constraints

- [1] ActualResponsibility.classifier Classifier metaproperty value must be stereotyped «Responsibility» or its specializations.

ActualResponsibleResource

Package: Taxonomy

isAbstract: Yes

Generalization: [ActualOrganizationalResource](#)

Extension: InstanceSpecification

Description

An abstract grouping of responsible OrganizationalResources.

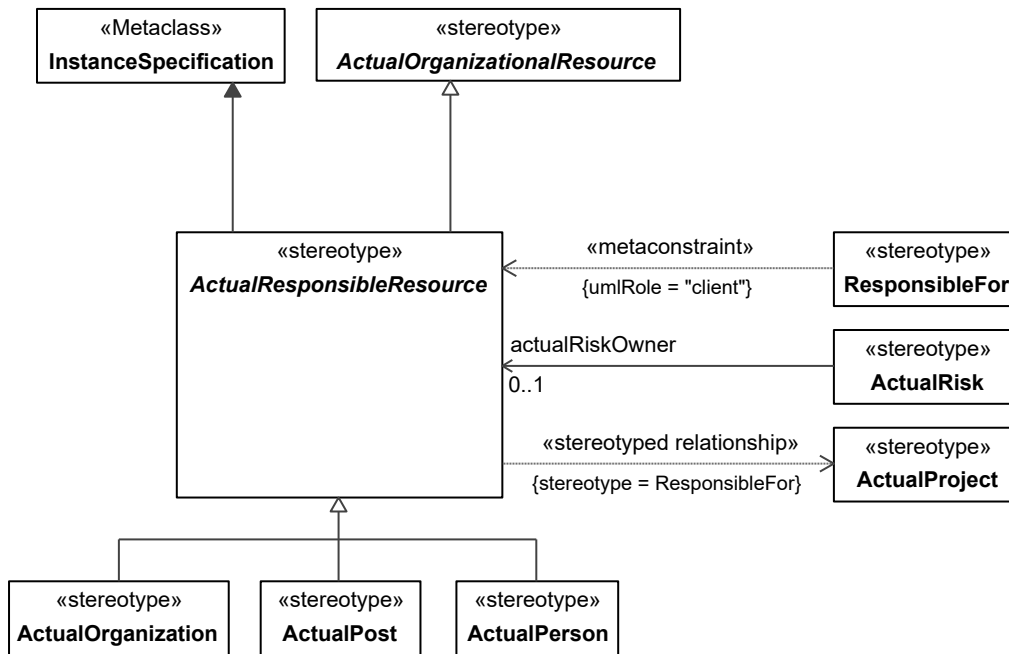


Figure 3:222 - ActualResponsibleResource

FieldedCapability

Package: Taxonomy

isAbstract: No

Generalization: [ActualResource](#)

Extension: InstanceSpecification
Description

An actual, fully-realized capability. A FieldedCapability is typed by a CapabilityConfiguration.

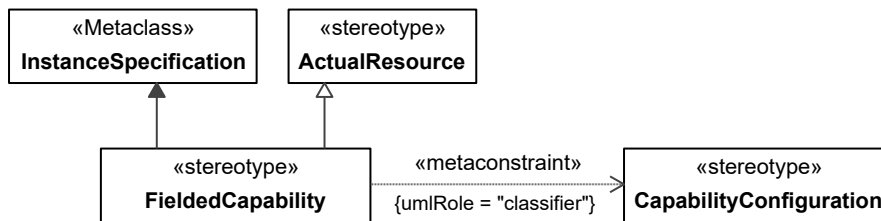


Figure 3:223 - FieldedCapability

Constraints

- [1] FieldedCapability.classifier Value for the classifier metaproperty must be stereotyped «CapabilityConfiguration» or its specializations.

UAF::Actual Resources::Structure

Contains the elements that contribute to the Actual Resources Structure View Specification.

ActualOrganizationRole

Package: Structure

isAbstract: No

Generalization: [ActualResourceRole](#)

Extension: Slot

Description

An ActualOrganizationalResource that is applied to a ResourceRole.

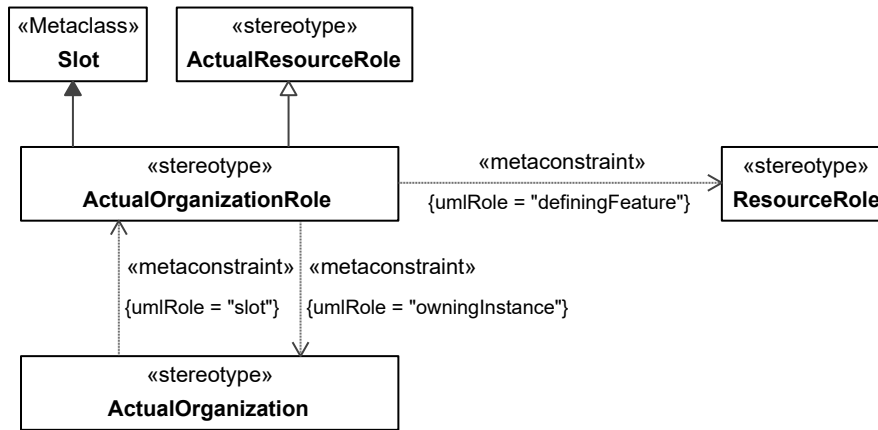


Figure 3:224 - ActualOrganizationRole

Constraints

- [1] ActualOrganizationRole.owningInstance Value for owningInstance metaproperty has to be stereotyped «ActualOrganization» or its specializations.

ActualResourceRole

Package: Structure

isAbstract: No

Generalization: [UAFElement](#)

Extension: Slot

Description

An instance of a ResourcePerformer.

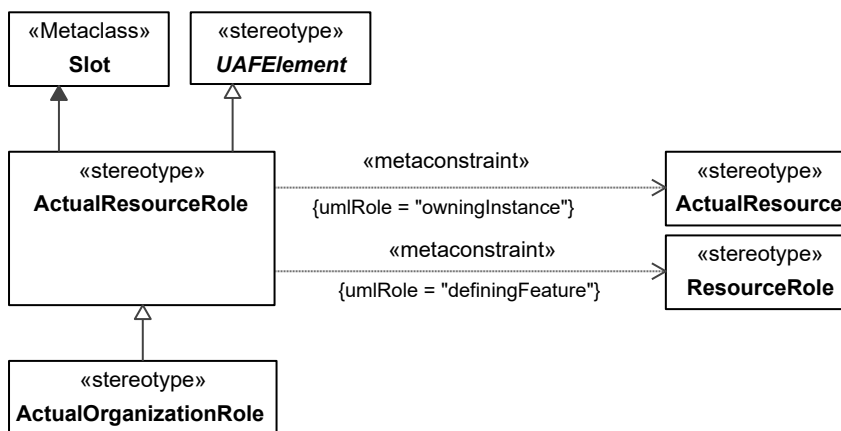


Figure 3:225 - ActualResourceRole

Constraints

- [1] ActualResourceRole.definingFeature Value for definingFeature metaproperty has to be stereotyped «ResourceRole» or its specializations.
- [2] ActualResourceRole.owningInstance Value for owningInstance metaproperty has to be stereotyped «ActualResource» or its specializations.

UAF::Actual Resources::Connectivity

Contains the elements that contribute to the Actual Resources Connectivity View Specification.

ActualResourceRelationship

Package: Connectivity

isAbstract: No

Generalization: [UAFElement](#), ItemFlow

Extension: InformationFlow

Description

An abstract element that details the ActualOrganizationalResources that are able to carry out an ActualResponsibility.

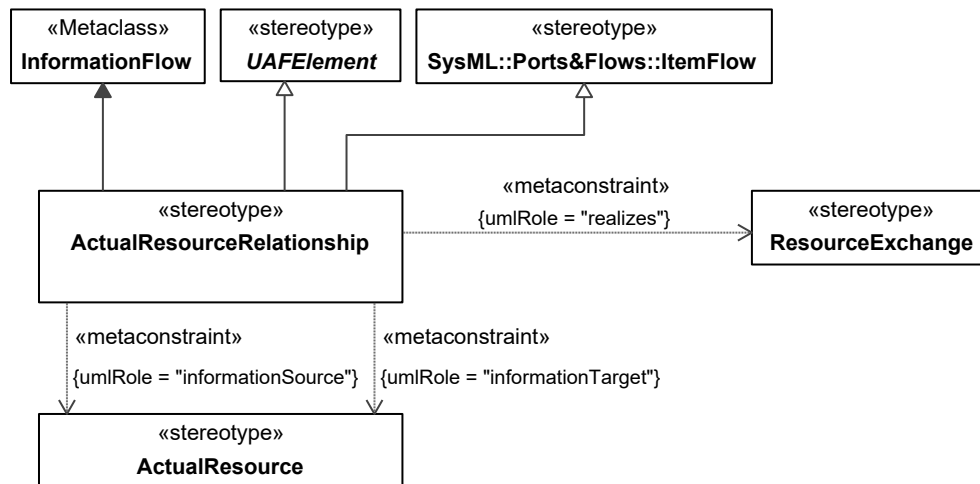


Figure 3:226 - ActualResourceRelationship

Constraints

- | | |
|--|---|
| [1] ActualResourceRelationship.informationSource | Value for informationSource metaproperty must be stereotyped «ActualResource» or its specializations. |
| [2] ActualResourceRelationship.informationTarget | Value for informationTarget metaproperty must be stereotyped «ActualResource» or its specializations. |
| [3] ActualResourceRelationship.realizes | Value for realizes metaproperty must be stereotyped «ResourceExchange» or its specializations. |

FillsPost

Package: Connectivity

isAbstract: No

Generalization: [MeasurableElement](#), Allocate

Extension: Abstraction

Description

A dependency relationship that asserts that an ActualPerson fills an ActualPost.

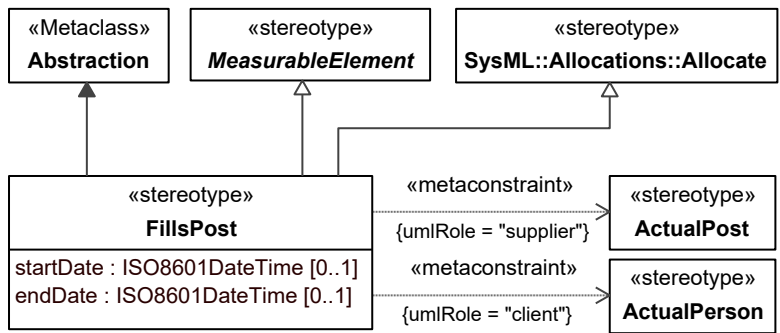


Figure 3:227 - FillsPost

Attributes

endDate : ISO8601DateTime[0..1] End date of an ActualPerson filling an ActualPost.

startDate : ISO8601DateTime[0..1] Start date of an ActualPerson filling an ActualPost.

Constraints

[1] FillsPost.client Value for the client metaproperty must be stereotyped by «ActualPerson» or its specializations.

[2] FillsPost.supplier Value for the supplier metaproperty must be stereotyped by «ActualPost» or its specializations.

UAF::Actual Resources::Constraints

Contains the elements that contribute to the Actual Resources Constraints View Specification.

ActualService

Package: Constraints

isAbstract: No

Generalization: [ActualMeasurementSet](#), [CapableElement](#)

Extension: InstanceSpecification

Description

An instance of a Service.

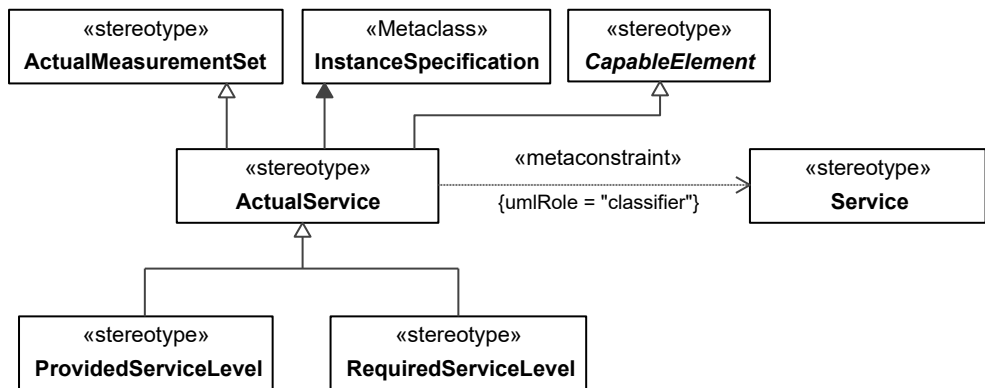


Figure 3:228 - ActualService

Constraints

[1] ActualService.classifier Value for the classifier metaproperty must be stereotyped by «Service» or its specializations.

ProvidedServiceLevel

Package: Constraints

isAbstract: No

Generalization: [ActualService](#)

Extension: InstanceSpecification
Description

A sub type of ActualService that details a specific service level delivered by the provider.

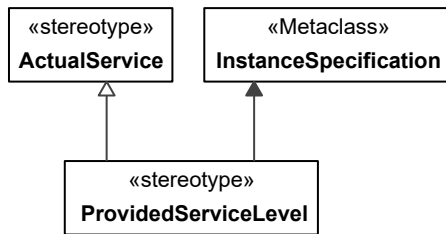


Figure 3:229 - ProvidedServiceLevel

ProvidesCompetence

Package: Constraints

isAbstract: No

Generalization: [MeasurableElement](#)

Extension: Dependency
Description

A dependency relationship that asserts that an ActualOrganizationalResource provides a specific set of Competencies.

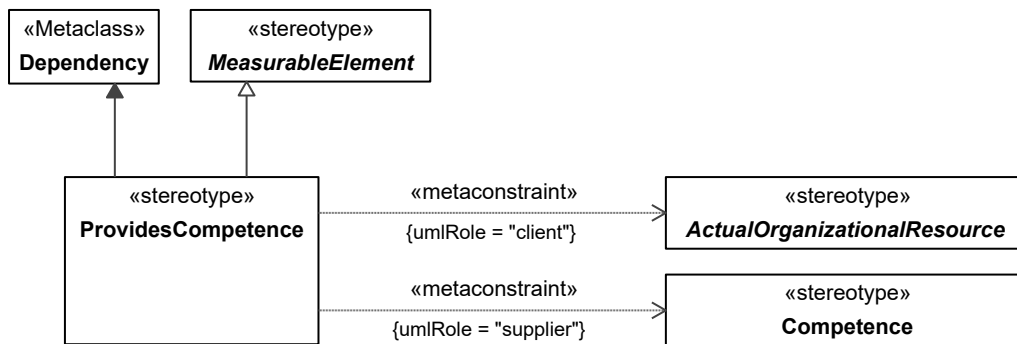


Figure 3:230 - ProvidesCompetence

Constraints

- [1] ProvidesCompetence.client Value for the client metaproperty must be stereotyped by a specialization of «ActualOrganizationalResource».
- [2] ProvidesCompetence.supplier Value for the supplier metaproperty must be stereotyped «Competence» or its specializations.

RequiredServiceLevel

Package: Constraints

isAbstract: No

Generalization: [ActualService](#)

Extension: InstanceSpecification
Description

A sub type of ActualService that details a specific service level required of the provider.

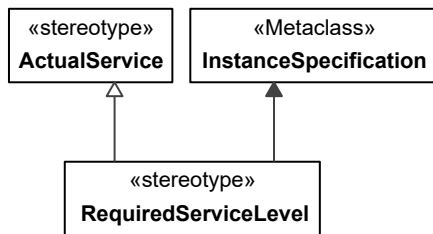


Figure 3:231 - RequiredServiceLevel

UAF::Actual Resources::Traceability

Contains the elements that contribute to the Actual Resources Traceability View Specification.

OwnsProcess

Package: Traceability

isAbstract: No

Generalization: [MeasurableElement](#), Allocate

Extension: Abstraction

Description

A dependency relationship denoting that an ActualOrganizationResource owns an OperationalActivity.

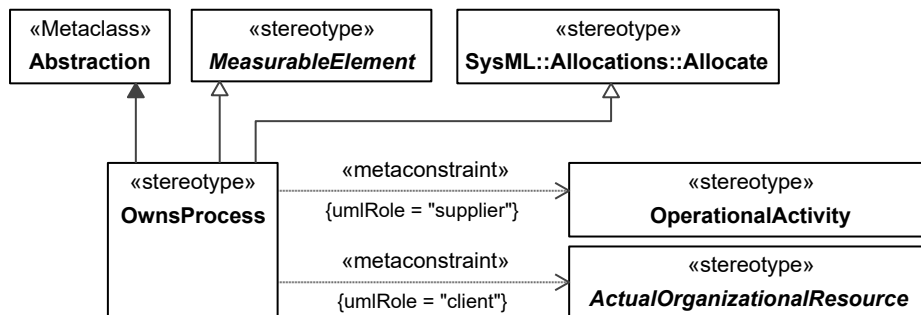


Figure 3:232 - OwnsProcess

Constraints

- [1] OwnsProcess.client Value for the client metaproperty must be stereotyped «ActualOrganizationalResource» or its specializations.
- [2] OwnsProcess.supplier Value for the supplier metaproperty must be stereotyped «OperationalActivity» or its specializations.

3.1.12 UAF::Parameters

Stakeholders: Capability owners, Systems Engineers, Solution Providers.

Concerns: identifies measurable properties that can be used to support engineering analysis and environment for the Capabilities.

Definition: show the measurable properties of something in the physical world and elements and relationships that are involved in defining the environments applicable to capability, operational concept or set of systems

.

Recommended Implementation: SysML Block Definition Diagram, tabular format.

ActualCondition

Package: Parameters

isAbstract: No

Generalization: [ActualPropertySet](#)

Extension: InstanceSpecification

Description

An actual situation with respect to circumstances under which an OperationalActivity, Function or ServiceFunction can be performed.

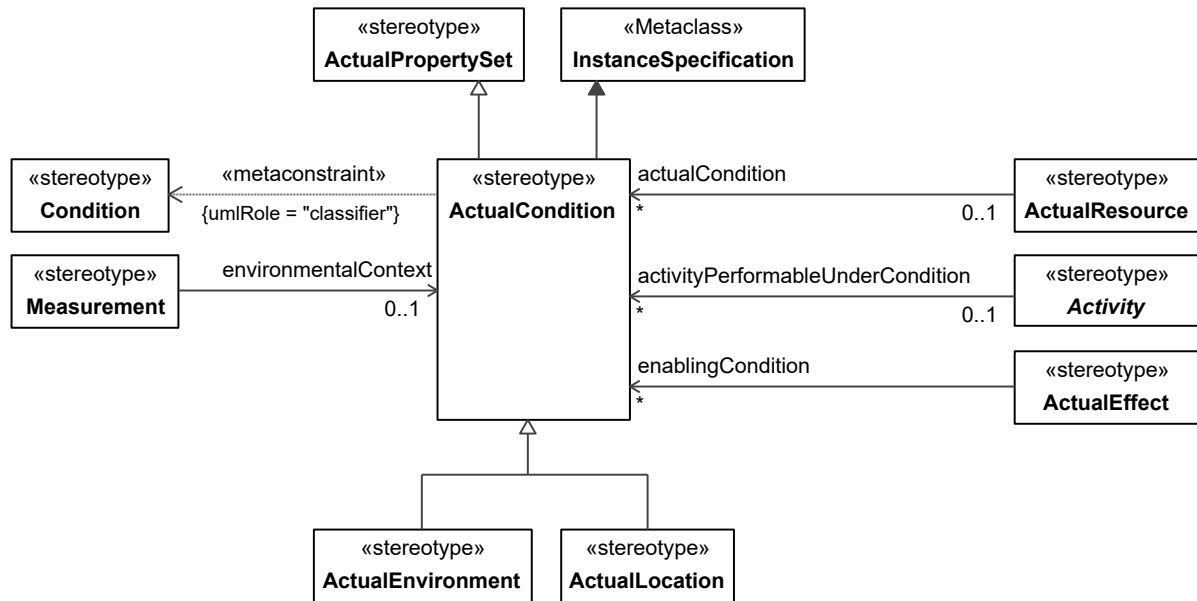


Figure 3:233 - ActualCondition

Constraints

- [1] ActualCondition.classifier Value for the classifier metaproperty has to be stereotyped «Condition» or its specializations.

ActualEnvironment

Package: Parameters

isAbstract: No

Generalization: [ActualCondition](#)

Extension: InstanceSpecification

Description

Actual circumstances of an Environment.

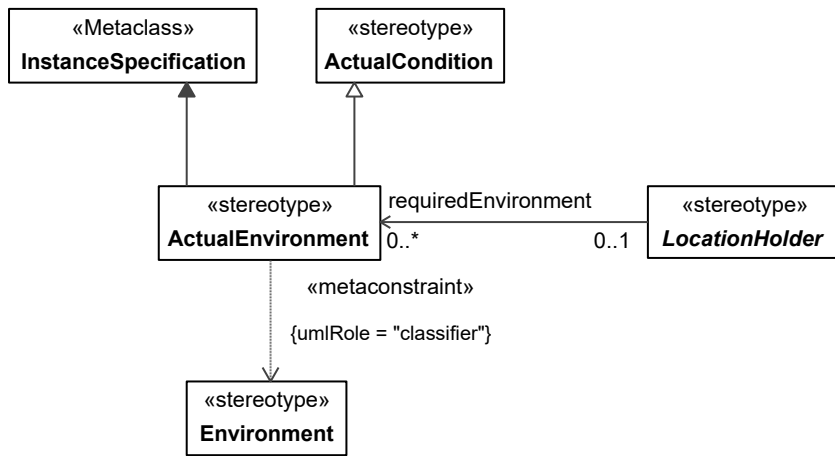


Figure 3:234 - ActualEnvironment Constraints

[1] ActualEnvironment.classifier Value for the classifier metaproperty has to be stereotyped «Environment» or its specializations.

ActualLocation

Package: Parameters

isAbstract: No

Generalization: [ActualCondition](#)

Extension: InstanceSpecification

Description

A physical location, for example using text to provide an address, Geo-coordinates, etc.

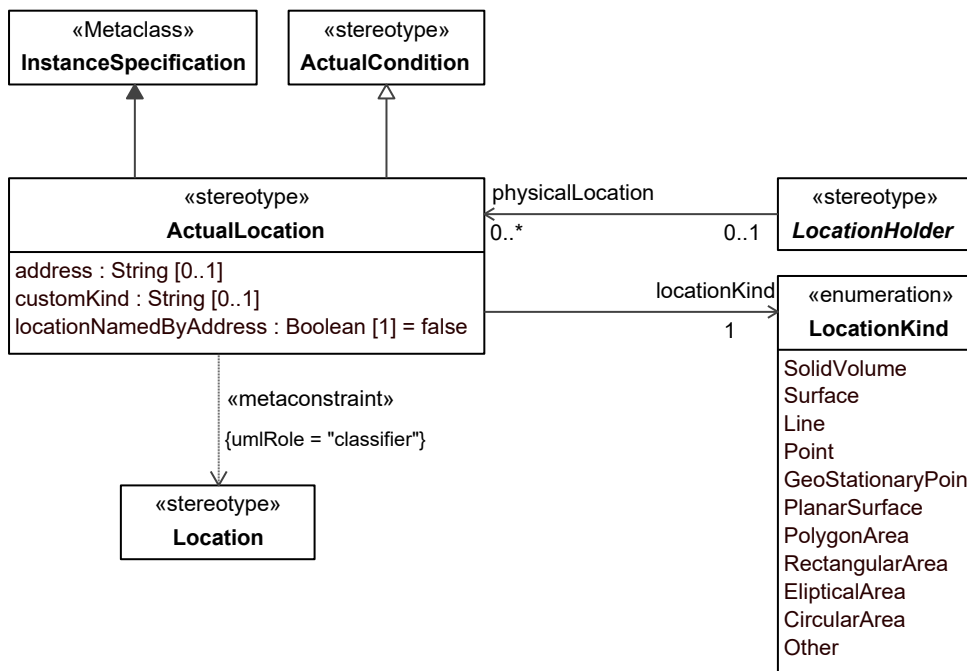


Figure 3:235 - ActualLocation Attributes

address : String[0..1] String describing the address of the ActualLocation, i.e., "1600 Pennsylvania avenue", "The White House"

customKind : String[0..1] String describing a location kind that is not in the LocationKind enumerated list

locationNamedByAddress : Boolean[1] Boolean that indicates if the ActualLocation address is embedded in the ActualLocation name. By default = false.

Associations

locationKind : LocationKind[1] Enumerated value describing the kind of ActualLocation.

Constraints

[1] ActualLocation.classifier Classifier metaproperty value must be stereotyped «Location» or its specializations.

ActualMeasurement

Package: Parameters

isAbstract: No

Generalization: [ActualState](#)

Extension: Slot

Description

An actual value that is applied to a Measurement.

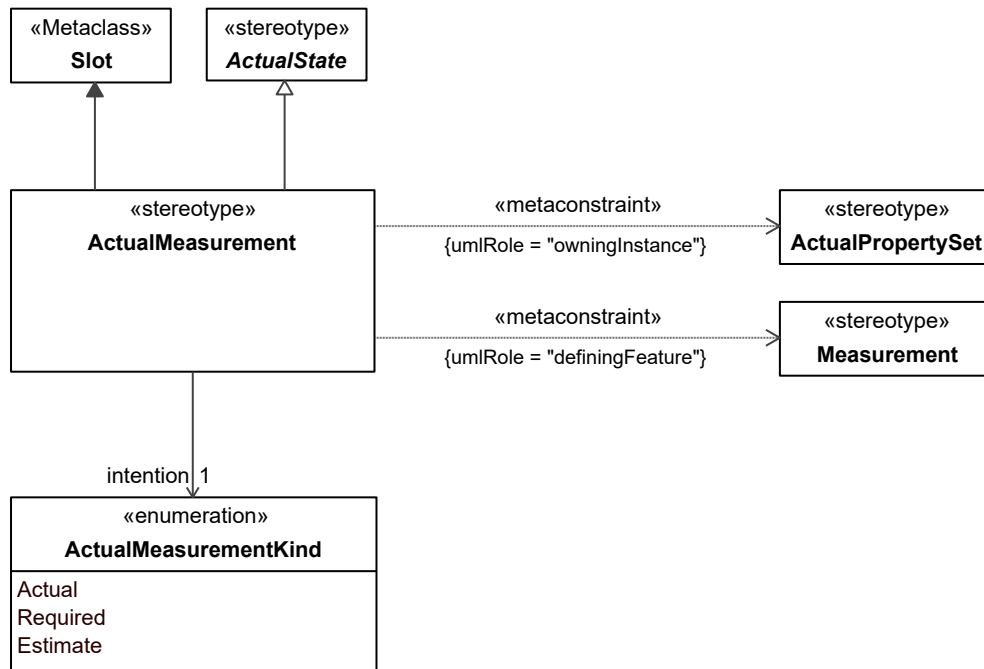


Figure 3:236 - ActualMeasurement

Associations

intention : ActualMeasurementKind[1] Enumerated value describing the intent of the ActualMeasurement.

Constraints

[1] ActualMeasurement.definingFeature Value for the definingFeature metaproperty must be stereotyped «Measurement» or its specializations.

[2] ActualMeasurement.owningInstance Value for the owningInstance metaproperty must be stereotyped «ActualPropertySet» or its specializations.

ActualMeasurementKind

Package: Parameters

isAbstract: No

Description

Enumeration of the possible kinds of ActualMeasurement. Its enumeration literals are:

- Actual - Indicates that the ActualMeasurement associated with the ActualMeasurementKind is a realworld value.
- Required - Indicates that the ActualMeasurement associated with the ActualMeasurementKind is a value that is expected to be achieved.
- Estimate - Indicates that the ActualMeasurement associated with the ActualMeasurementKind is an estimate of a realworld value.

ActualMeasurementSet

Package: Parameters

isAbstract: No

Generalization: [ActualPropertySet](#)

Extension: InstanceSpecification

Description

A set of ActualMeasurements.

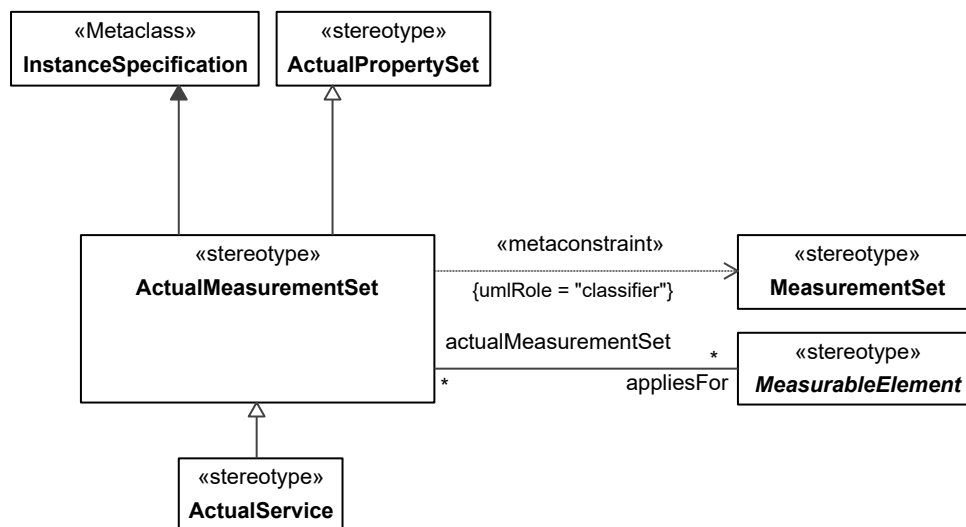


Figure 3:237 - ActualMeasurementSet

Associations

appliesFor : MeasurableElement[*] Relates the ActualMeasurementSet to the elements that are being measured.

Constraints

[1] ActualMeasurementSet.classifier Classifier metaproperty value must be stereotyped «MeasurementSet» or its specializations.

[2] ActualMeasurementSet.slot Value for the slot metaproperty must be stereotyped «ActualMeasurement» or its specializations.

ActualPropertySet

Package: Parameters

isAbstract: No

Generalization: [ActualState](#)

Extension: InstanceSpecification

Description

A set or collection of Actual properties.

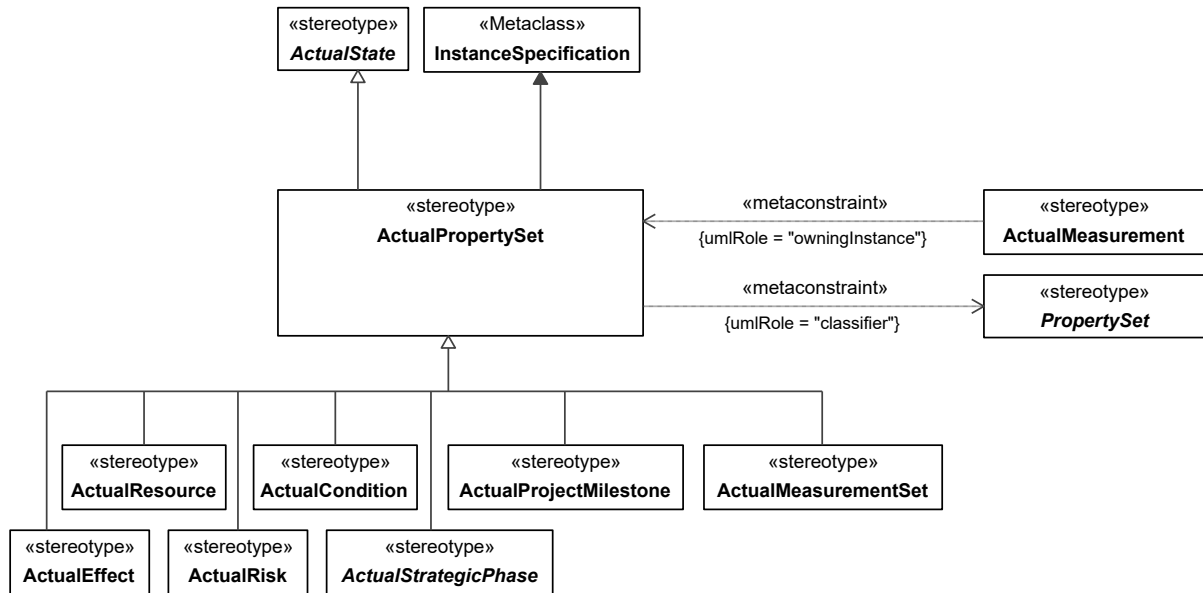


Figure 3:238 - ActualPropertySet

Constraints

- [1] ActualPropertySet.classifier Value for the classifier metaproperty must be stereotyped by the specialization of «PropertySet».

ActualRisk

Package: Parameters

isAbstract: No

Generalization: [ActualPropertySet](#)

Extension: InstanceSpecification

Description

An instance of a Risk. A value holder for Risk Measurements.

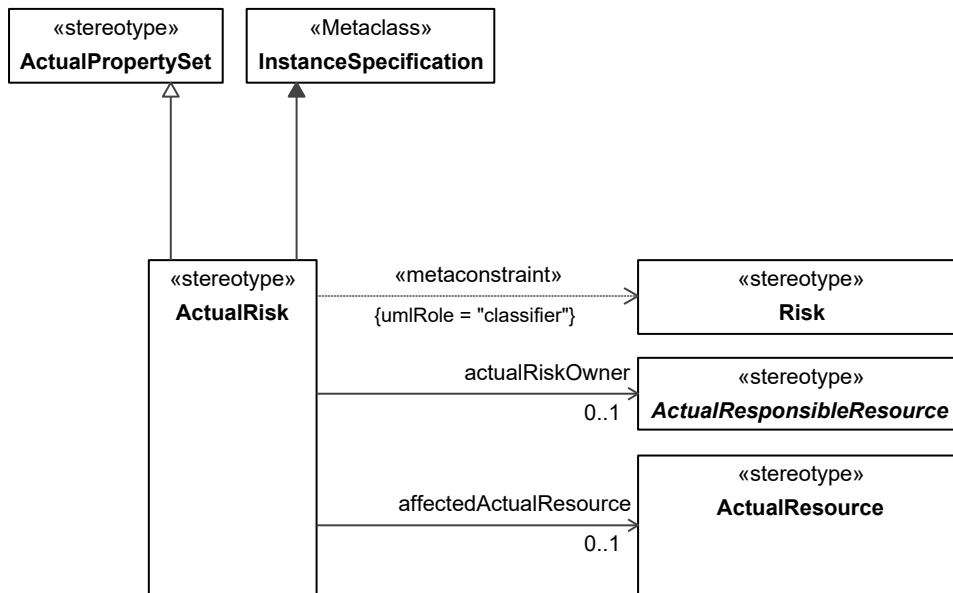


Figure 3:239 - ActualRisk

Associations

actualRiskOwner : ActualResponsibleResource[0..1] Enables association of an ActualRisk to an actual organizational role that is responsible for executing the actual mitigation.

affectedActualResource : ActualResource[0..1] Asserts that an ActualRisk is applicable to an ActualResource.

Constraints
 [1] ActualRisk.classifier Value for the classifier metaproperty must be stereotyped by «Risk» or its specializations.

AffectableElement

Package: Parameters

isAbstract: Yes

Generalization: [UAFElement](#)

Extension: Element

Description

An abstract grouping of elements that can be affected by Risk.

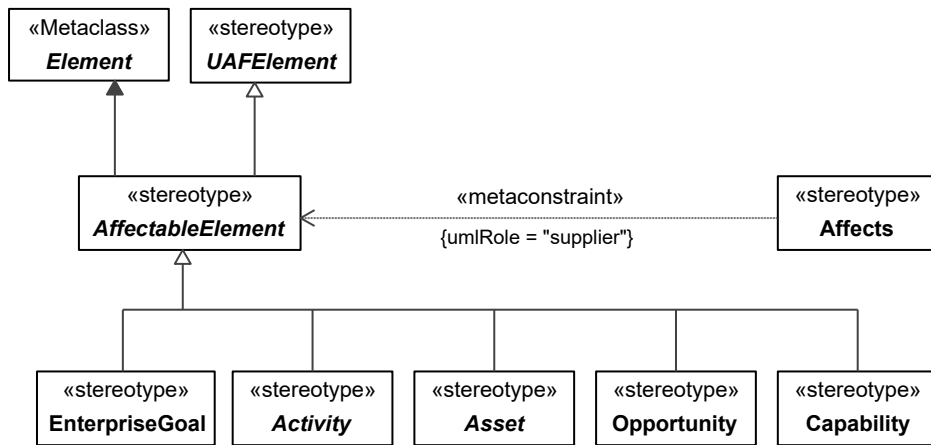


Figure 3:240 - AffectableElement

Affects

Package: Parameters

isAbstract: No

Generalization: [MeasurableElement](#)

Extension: Dependency

Description

A dependency that asserts that a Risk is applicable to an Asset.

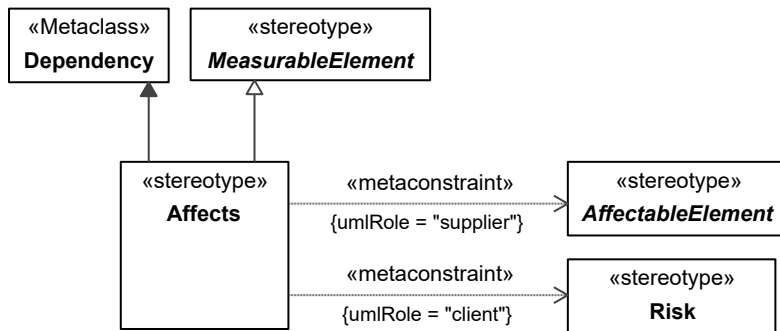


Figure 3:241 - Affects

Constraints

- [1] Affects.client Value for the client metaproperty must be stereotyped «Risk» or its specializations.
- [2] Affects.supplier Value for the supplier metaproperty must be stereotyped «AffectableElement» or its specializations.

AffectsInContext

Package: Parameters

isAbstract: No

Generalization: [MeasurableElement](#)

Extension: Dependency

Description

A dependency that asserts that a Risk is applicable to an AssetRole in the specific context or configuration.

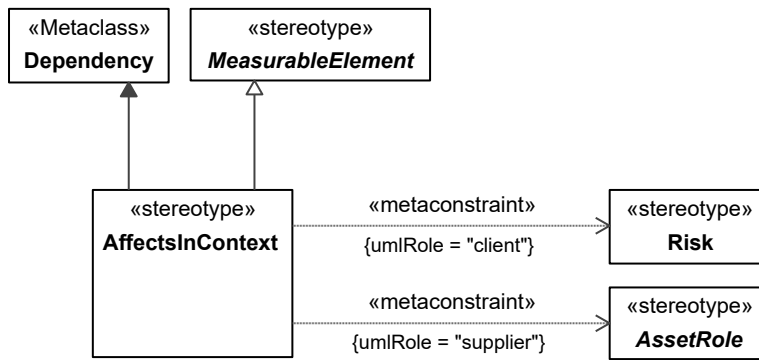


Figure 3:242 - AffectsInContext Constraints

- [1] AffectsInContext.client Value for the client metaproperty must be stereotyped «Risk» or its specializations.
- [2] AffectsInContext.supplier Value for the supplier metaproperty must be stereotyped «AssetRole» or its specializations.

Condition

Package: Parameters

isAbstract: No

Generalization: [PropertySet](#), ValueType

Extension: DataType

Description

A type that defines the Location, Environment and/or GeoPoliticalExtent.

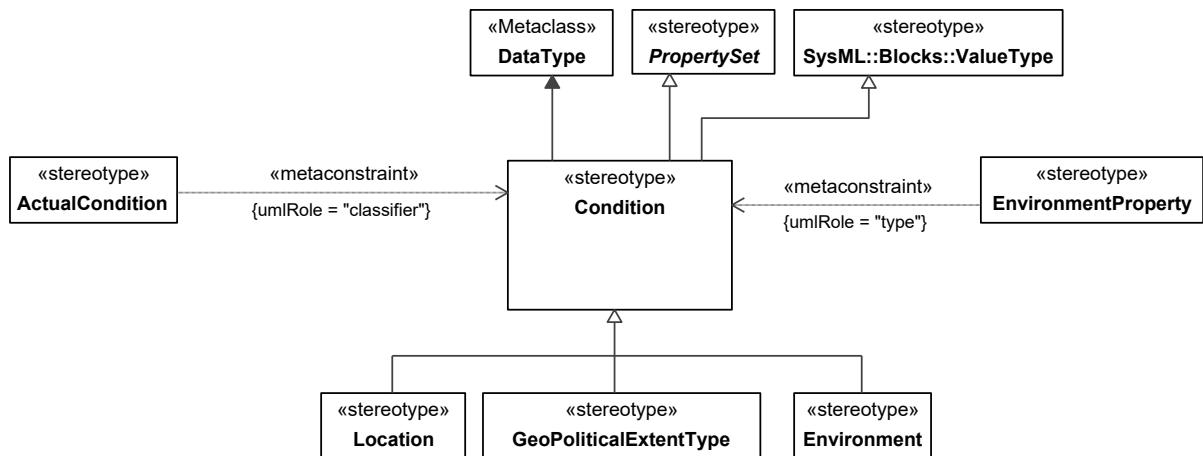


Figure 3:243 - Condition

Environment

Package: Parameters

isAbstract: No

Generalization: [Condition](#)

Extension: DataType

Description

A definition of the environmental factors in which something exists or functions. The definition of an Environment element can be further defined using EnvironmentKind.

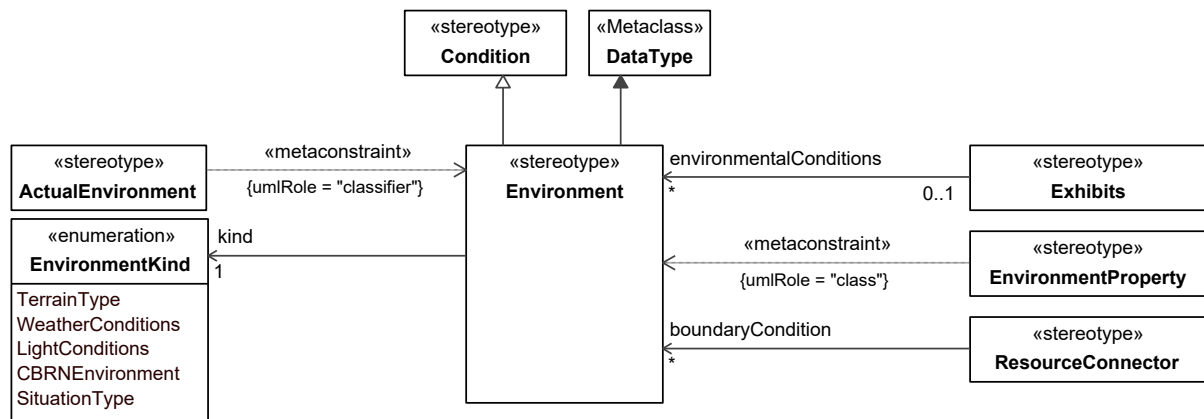


Figure 3:244 - Environment

Associations

kind : EnvironmentKind[1] Captures the kind of Environment.

EnvironmentKind

Package: Parameters

isAbstract: No

Description

Enumeration of the possible kinds of Environment. Its enumeration literals are:

- TerrainType - Indicates that the Environment associated with EnvironmentKind captures a kind of terrain used to describe the terrain state of an environment at a particular time (e.g. muddy, frozen ground, deep snow, etc.).
- WeatherConditions - Indicates that the Environment associated with EnvironmentKind captures a kind of weather condition (e.g., Typhoon, Hurricane, Very Hot, Humid etc.).
- LightConditions - Indicates that the Environment associated with EnvironmentKind captures a kind of light condition (e.g., broad daylight, dusk, moonlit, etc.).
- CBRNEnvironment - Indicates that the Environment associated with EnvironmentKind is of a Chemical, Biological, Radiological or Nuclear (CBRN) kind.
- SituationType - Indicates that the Environment associated with EnvironmentKind captures a kind of situation used to describe the types and levels of threat (e.g., Corrosive, Fire, Smoke, Peaceful etc.).

EnvironmentProperty

Package: Parameters

isAbstract: No

Generalization: [MeasurableElement](#)

Extension: Property

Description

A property of an Environment that is typed by a Condition. The kinds of Condition that can be represented are Location, GeoPoliticalExtentType and Environment.

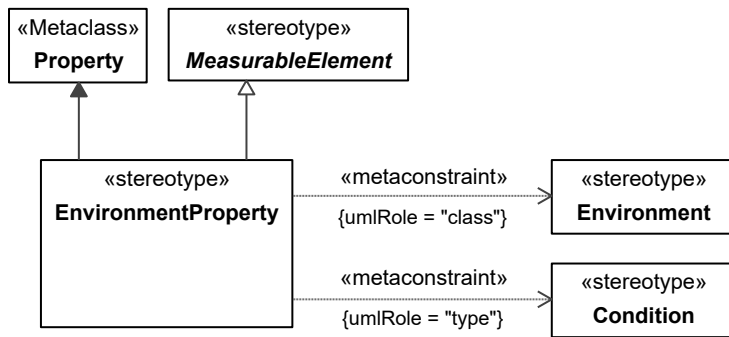


Figure 3:245 - EnvironmentProperty

Constraints

- [1] EnvironmentalProperty.class Value for the class metaproperty must be stereotyped «Environment» or its specializations.
- [2] EnvironmentalProperty.type Value for the type property must be stereotyped «Condition» or its specializations.

GeoPoliticalExtentType

Package: Parameters

isAbstract: No

Generalization: [ResourceExchangeItem](#), [OperationalExchangeItem](#), [Condition](#), [StrategicExchangeItem](#)

Extension: DataType

Description

A type of geospatial extent whose boundaries are defined by declaration or agreement by political parties.

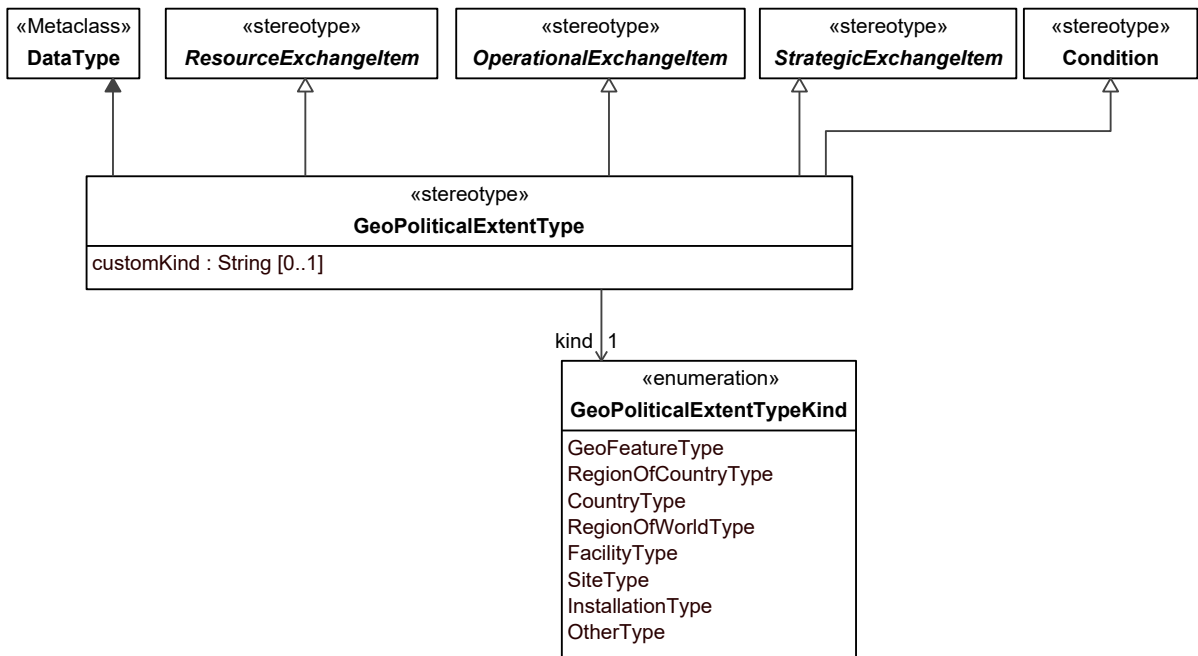


Figure 3:246 - GeoPoliticalExtentType

Attributes

- customKind : String[0..1] Captures the kind of GeopoliticalExtentType if the GeoPoliticalExtentTypeKind has been set to "OtherType".

Associations

kind : GeoPoliticalExtentTypeKind[1] Captures the kind of GeopoliticalExtentType.

GeoPoliticalExtentTypeKind

Package: Parameters

isAbstract: No

Description

Enumeration of the possible kinds of GeoPoliticalExtentType. Its enumeration literals are:

- GeoFeatureType - Indicates that the GeoPoliticalExtentType associated with the GeoPoliticalExtentTypeKind is a type of object that encompasses meteorological, geographic, and control features mission significance.
- RegionOfCountryType - Indicates that the GeoPoliticalExtentType associated with the GeoPoliticalExtentTypeKind is a type of large, usually continuous segment of a political state, nation or its territory.
- CountryType - Indicates that the GeoPoliticalExtentType associated with the GeoPoliticalExtentTypeKind is a type of political state, nation or its territory.
- RegionOfWorldType - Indicates that the GeoPoliticalExtentType associated with the GeoPoliticalExtentTypeKind is a type of large, usually continuous segment of a surface or space; area.
- FacilityType - Indicates that the GeoPoliticalExtentType associated with the GeoPoliticalExtentTypeKind is a type of a real property entity consisting of underlying land and one or more of the following: a building, a structure (including linear structures), a utility system, or pavement.
- SiteType - Indicates that the GeoPoliticalExtentType associated with the GeoPoliticalExtentTypeKind is a type of Physical (geographic) location that is or was owned by, leased to, or otherwise possessed. Each site is assigned to a single installation. A site may exist in one of three forms: (1) Land only, where there are no facilities present and where the land consists of either a single land parcel or two or more contiguous land parcels. (2) Facility or facilities only, where the underlying land is neither owned nor controlled by the government. A stand-alone facility can be a site. If a facility is not a stand-alone facility, it must be assigned to a site. (3). Land and all the facilities thereon, where the land consists of either a single land parcel or two or more contiguous land parcels.
- InstallationType - Indicates that the GeoPoliticalExtentType associated with the GeoPoliticalExtentTypeKind is a type of base, camp, post, station, yard, center, or other activity, including leased facilities, without regard to the duration of operational control. An installation may include one or more sites.
- OtherType - Indicates that the GeoPoliticalExtentType associated with the GeoPoliticalExtentTypeKind is a type not covered by the standard GeoPoliticalExtentTypeKinds.

Location

Package: Parameters

isAbstract: No

Generalization: [ConceptItem](#), [Condition](#)

Extension: DataType

Description

A specification of the generic area in which a LocationHolder is required to be located.

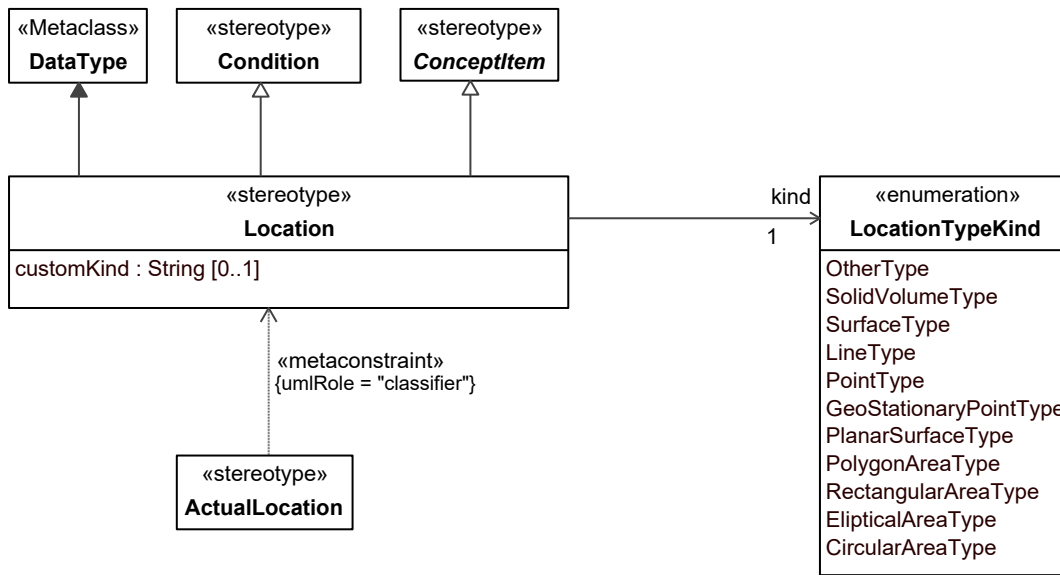


Figure 3:247 - Location

Attributes

customKind : String[0..1] Captures the kind of Location if the LocationTypeKind has been set to "OtherType".

Associations

kind : LocationTypeKind[1] Captures the kind of Location.

LocationHolder

Package: Parameters

isAbstract: Yes

Generalization: [UAFElement](#)

Extension: Element

Description

Abstract grouping used to define elements that are allowed to be associated with a Location.

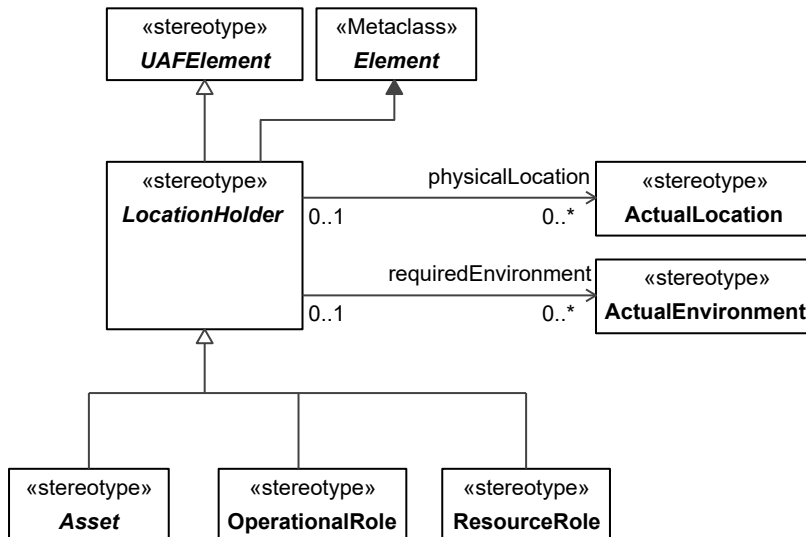


Figure 3:248 - LocationHolder

Associations

physicalLocation : ActualLocation[0..*]	Relates a LocationHolder (i.e., OperationalPerformer, OperationalRole, ResourceRole etc.) to its ActualLocation.
requiredEnvironment : ActualEnvironment[0..*]	Relates a LocationHolder (i.e., OperationalPerformer, OperationalRole, ResourceRole etc.) to the Environment in which it is required to perform/be used.

LocationKind

Package: Parameters

isAbstract: No

Description

Enumeration of the possible kinds of location applicable to an ActualLocation. Its enumeration literals are:

- SolidVolume - Indicates that the ActualLocation associated with the LocationKind is the amount of space occupied by a three-dimensional object of definite shape; not liquid or gaseous.
- Surface - Indicates that the ActualLocation associated with the LocationKind is a portion of space having length and breadth but no thickness or regards to time.
- Line - Indicates that the ActualLocation associated with the LocationKind is a geometric figure formed by a point moving along a fixed direction and the reverse direction.
- Point - Indicates that the ActualLocation associated with the LocationKind is a unidimensional Individual.
- GeoStationaryPoint - Indicates that the ActualLocation associated with the LocationKind is a unidimensional Individual.
- PlanarSurface - Indicates that the ActualLocation associated with the LocationKind is a two-dimensional portion of space.
- PolygonArea - Indicates that the ActualLocation associated with the LocationKind is a space enclosed by a polygon.
- RectangularArea - Indicates that the ActualLocation associated with the LocationKind is a space enclosed by a rectangle.
- EllipticalArea - Indicates that the ActualLocation associated with the LocationKind is a space enclosed by an ellipse.
- CircularArea - Indicates that the ActualLocation associated with the LocationKind is a space enclosed by a circle.
- Other - Indicates that the ActualLocation associated with the LocationKind is a LocationKind that is not on the enumerated list.

LocationTypeKind

Package: Parameters

isAbstract: No

Description

Enumeration of the possible kinds of location type that are applicable to a Location. Its enumeration literals are:

- OtherType - Indicates that the Location associated with the LocationTypeKind describes a type of is a LocationKindType that is not on the enumerated list.
- SolidVolumeType - Indicates that the Location associated with the LocationTypeKind describes a type of amount of space occupied by a three-dimensional object of definite shape; not liquid or gaseous.
- SurfaceType - Indicates that the Location associated with the LocationTypeKind describes a type of portion of space having length and breadth but no thickness or regards to time.
- LineType - Indicates that the Location associated with the LocationTypeKind describes a type of geometric figure formed by a point moving along a fixed direction and the reverse direction.
- PointType - Indicates that the Location associated with the LocationTypeKind describes a type of unidimensional Individual.
- GeoStationaryPointType - Indicates that the Location associated with the LocationTypeKind describes a type of unidimensional Individual.

- PlanarSurfaceType - Indicates that the Location associated with the LocationTypeKind describes a type of is a two-dimensional portion of space.
- PolygonAreaType - Indicates that the Location associated with the LocationTypeKind describes a type of space enclosed by a polygon.
- RectangularAreaType - Indicates that the Location associated with the LocationTypeKind describes a type of space enclosed by a rectangle.
- EllipticalAreaType - Indicates that the Location associated with the LocationTypeKind describes a type of space enclosed by an ellipse.
- CircularAreaType - Indicates that the Location associated with the LocationTypeKind describes a type of space enclosed by a circle.

MeasurableElement

Package: Parameters

isAbstract: Yes

Generalization: [UAFElement](#)

Extension: Element

Description

Abstract grouping for elements that can be measured by applying MeasurementSets to them.

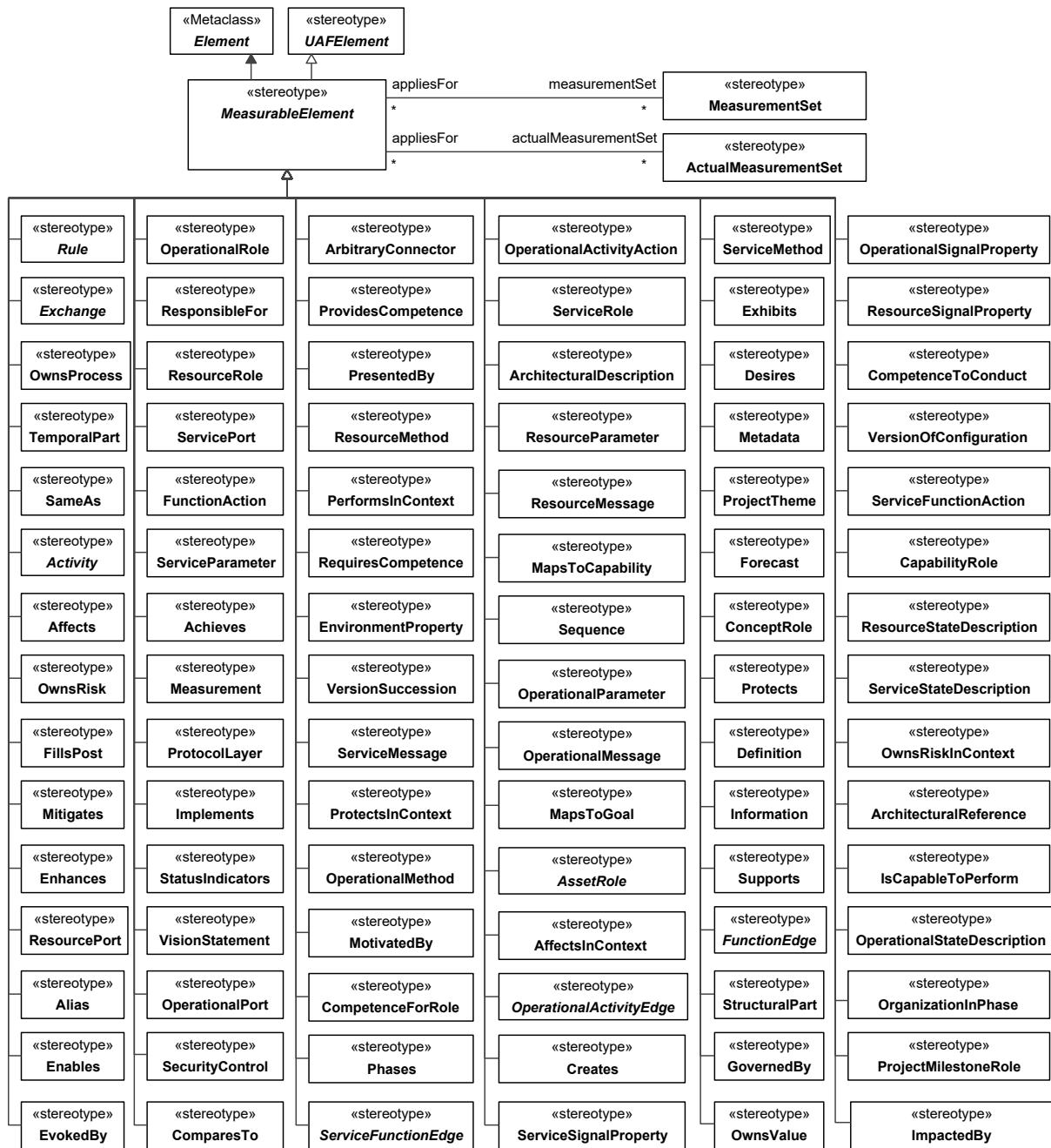


Figure 3:249 - MeasurableElement

Associations

actualMeasurementSet : ActualMeasurementSet[*]

Relates the MeasurableElement to the ActualMeasurementSet that provides its ActualMeasurements.

measurementSet : MeasurementSet[*]

Relates the MeasurableElement to the MeasurementSet that provides its Measurements by which it can be measured.

Measurement

Package: Parameters

isAbstract: No

Generalization: [MeasurableElement](#)

Extension: Property

Description

A property of an element representing something in the physical world, expressed in amounts of a unit of measure.

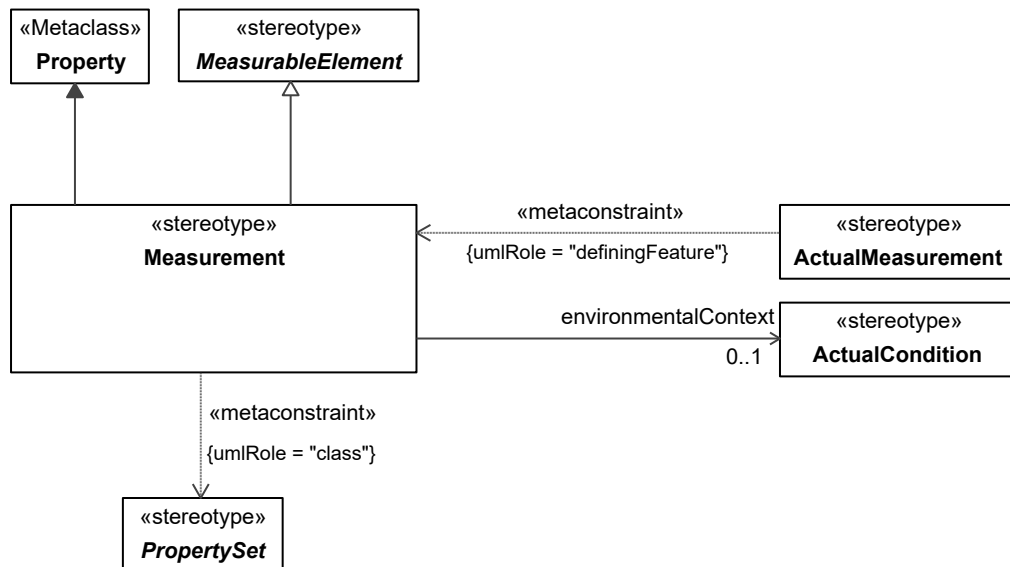


Figure 3:250 - Measurement

Associations

environmentalContext : ActualCondition[0..1] Relates the Measurement to the Condition (which provides the environmentalContext) under which the Measurement is expected to be taken.

Constraints

[1] Measurement.class Value for the class metaproperty must be stereotyped by the specialization of «PropertySet».

MeasurementSet

Package: Parameters

isAbstract: No

Generalization: [PropertySet](#), ValueType

Extension: DataType

Description

A collection of Measurements.

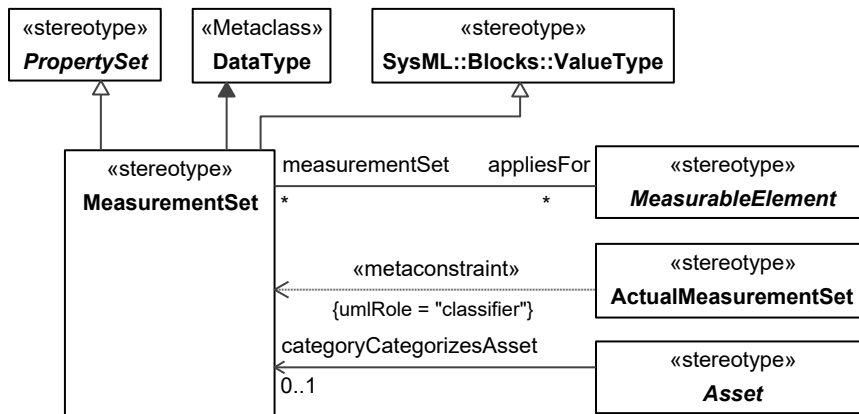


Figure 3:251 - MeasurementSet

Associations

appliesFor : MeasurableElement[*] Relates the MeasurementSet to the MeasurableElement that it is applicable to.

Mitigates

Package: Parameters

isAbstract: No

Generalization: [MeasurableElement](#)

Extension: Dependency

Description

A dependency relating a Security Control to a Risk. Mitigation is established to manage risk and could be represented as an overall strategy or through techniques (mitigation configurations) and procedures (SecurityProcesses).

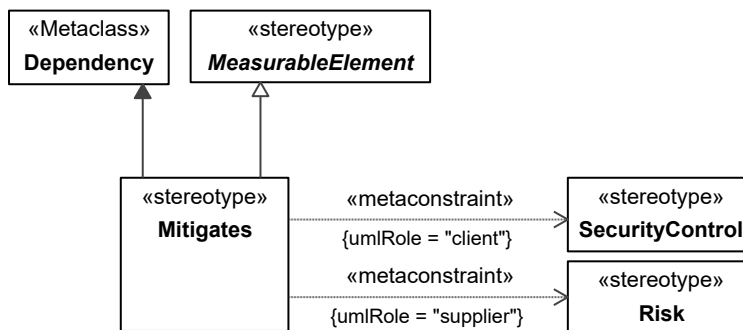


Figure 3:252 - Mitigates

Constraints

[1] Mitigates.client Value for the client metaproperty must be stereotyped «SecurityControl» or its specializations.

[2] Mitigates.supplier Value for the supplier metaproperty must be stereotyped «Risk» or its specializations.

OwnsRisk

Package: Parameters

isAbstract: No

Generalization: [MeasurableElement](#), Allocate

Extension: Abstraction

Description

An abstraction relating a Risk to an organizational resource that is responsible for executing the risk mitigation.

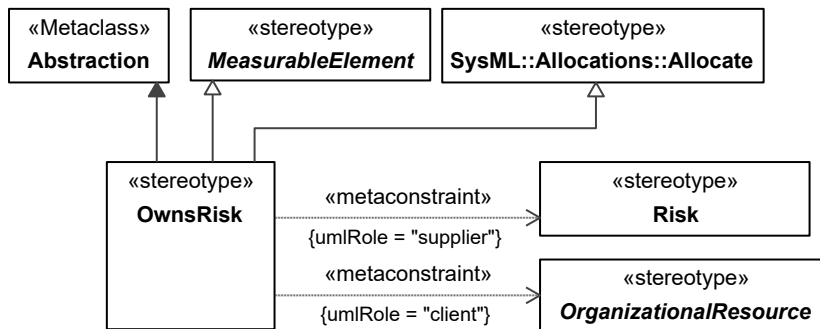


Figure 3:253 - OwnsRisk

Constraints

- [1] OwnsRisk.client Value for the client metaproperty must be stereotyped «OrganizationalResource» or its specializations.
- [2] OwnsRisk.supplier Value for the supplier metaproperty must be stereotyped «Risk» or its specializations.

OwnsRiskInContext

Package: Parameters

isAbstract: No

Generalization: [MeasurableElement](#), [Allocate](#)

Extension: Abstraction

Description

An abstraction relating a Risk to an organizational role that is responsible for executing the risk mitigation in the specific context or configuration.

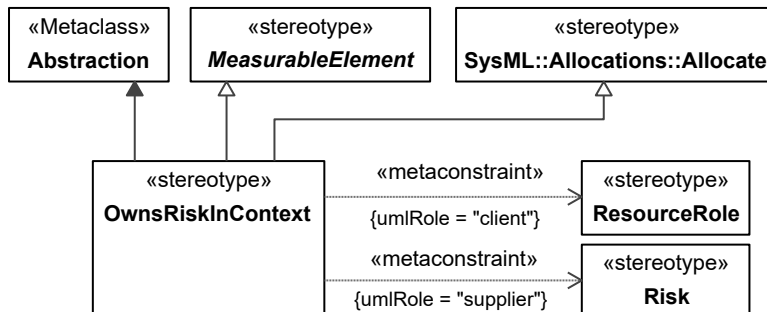


Figure 3:254 - OwnsRiskInContext

Constraints

- [1] OwnsRiskInContext.client Value for the client metaproperty must be stereotyped «ResourceRole» or its specializations.
- [2] OwnsRiskInContext.supplier Value for the supplier metaproperty must be stereotyped «Risk» or its specializations.

PropertySet

Package: Parameters

isAbstract: Yes

Generalization: [UAFElement](#)

Extension: Element

Description

An abstract grouping of architectural elements that can own Measurements.

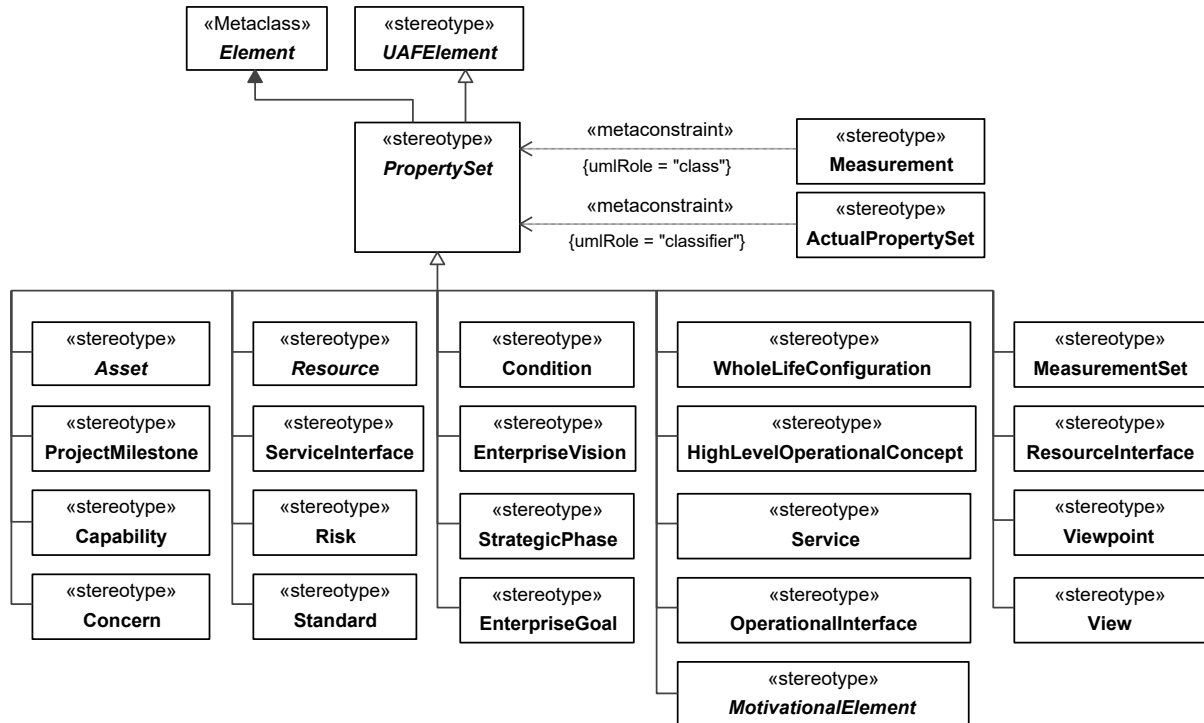


Figure 3:255 - PropertySet

Risk

Package: Parameters

isAbstract: No

Generalization: [PropertySet](#), Block

Extension: Class

Description

A type that represents a situation involving exposure to danger of AffectableElements (e.g. Assets, Processes, Capabilities, Opportunities, or Enterprise Goals) where the effects of such exposure can be characterized in terms of the likelihood of occurrence of a given threat and the potential adverse consequences of that threat's occurrence.

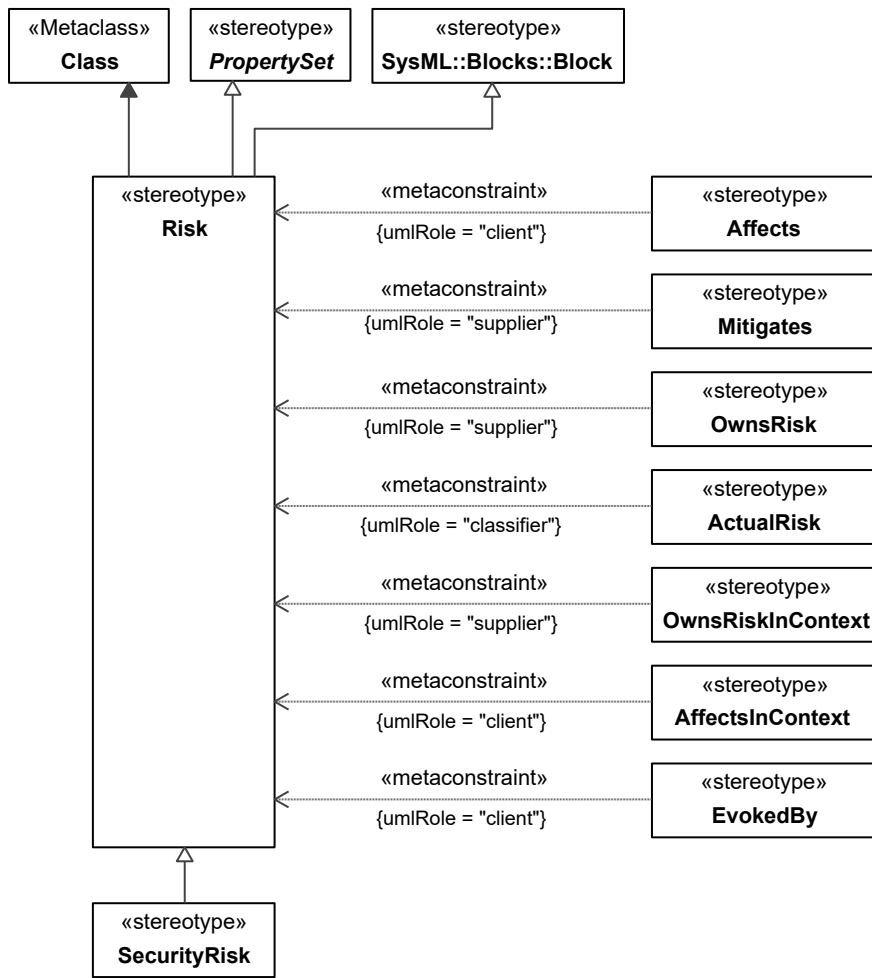


Figure 3:256 - Risk

4. UAF View Specifications

This paragraph is intended as normative guidance for developers and users as to what UAF stereotypes and metaconstraints are applicable for each of the UAF view specifications.

4.1 View Specifications

This section describes the normative stereotypes and metaconstraints needed to define UAF view specifications.

4.1.1 View Specifications::Architecture Management

Stakeholders: Enterprise Architects, people who want to discover the architecture, Technical Managers

Concerns: Captures meta-data relevant to the entire architecture

Definition: Provide information pertinent to the entire architecture. Present supporting information rather than architectural models.

View Specifications::Architecture Management::Motivation

Stakeholders: Enterprise Architects, Enterprise Systems Engineers, Model Managers, System Architects.

Concerns: alignment of architecture with architecture heuristics, guidelines and principles.

Definition: identifies relevant architectural principles and other guidelines to be used in architecture development and evaluation.

Recommended Implementation: SysML Block Diagram, tabular format.

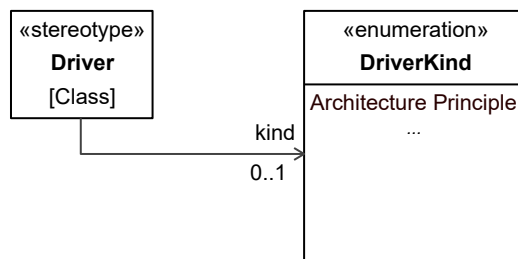


Figure 4:1 - Architecture Principles

Elements

- [Driver](#)
- [DriverKind](#)

View Specifications::Architecture Management::Structure

Stakeholders: Enterprise Architects, Model Managers, Modelers, Technical Managers.

Concerns: domains, viewpoints, aspects, model kinds, and view specifications that are used to describe the architecture.

Definition: (i) lists predefined and custom domains, model kinds, viewpoints, aspects and view specifications (ii) and identify the key stakeholders and their perspectives and concerns.

Recommended Implementation: SysML Block Definition Diagram, SysML Package Diagram.

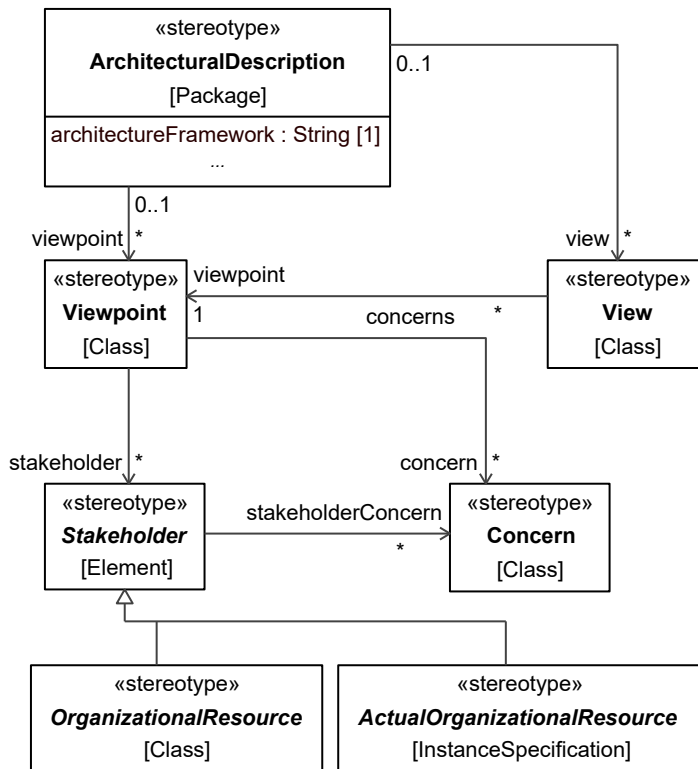


Figure 4:2 - Architecture Views
Elements

- [ActualOrganizationalResource](#)
- [ArchitecturalDescription](#)
- [Concern](#)
- [OrganizationalResource](#)
- [Stakeholder](#)
- [View](#)
- [Viewpoint](#)

View Specifications::Architecture Management::Connectivity

Stakeholders: Enterprise Architects, people who want to understand relationships to related architectural descriptions, Technical Managers.

Concerns: high-level dependencies between architectural descriptions.

Definition: depicts and analyzes all relevant dependencies between architectural descriptions, e.g., reference architectures, as-is to to-be architectures, enterprise architecture to system architectures.

Recommended Implementation: SysML Block Definition Diagram, SysML Package Diagram, matrix format.

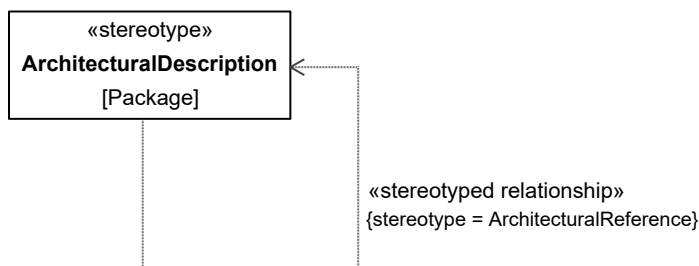


Figure 4:3 - Architecture References

Elements

- [ArchitecturalDescription](#)

View Specifications::Architecture Management::Processes

Stakeholders: Enterprise Architects, Model Managers, Modelers, Enterprise Systems Engineers.

Concerns: development sequence of models and views and how they are related to each other.

Definition: defines workflow or process steps used in managing the architecture development.

Recommended Implementation: SysML Activity Diagram, text.

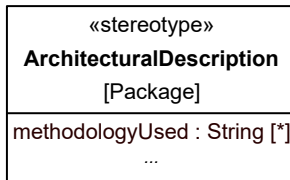


Figure 4:4 - Architecture Development Method

Elements

- [ArchitecturalDescription](#)

View Specifications::Architecture Management::States

Stakeholders: Enterprise Architects, people who want to understand the architecture governance, Technical Managers.

Concerns: architecture status.

Definition: captures version number and approval workflow of the architecture. Recommended Implementation: SysML State Machine Diagram, state table, text.

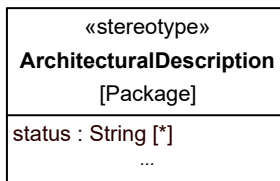


Figure 4:5 - Architecture Status

Elements

- [ArchitecturalDescription](#)

View Specifications::Architecture Management::Information

Stakeholders: Solution Providers, Systems Engineers, Software Architects, Business Architects.

Concerns: provides a central reference for a given architecture's data and metadata. It enables the set of architecture description to stand alone, with minimal reference to outside resources.

Definition: contains definitions of terms used in the given architecture. It consists of textual definitions in the form of a glossary, their taxonomies, and their metadata (i.e., data about architecture data), including metadata for any custom-tailored views. Architects should use standard terms where possible (i.e., terms from existing, approved dictionaries, glossaries, and lexicons).

Recommended Implementation: text, table format.

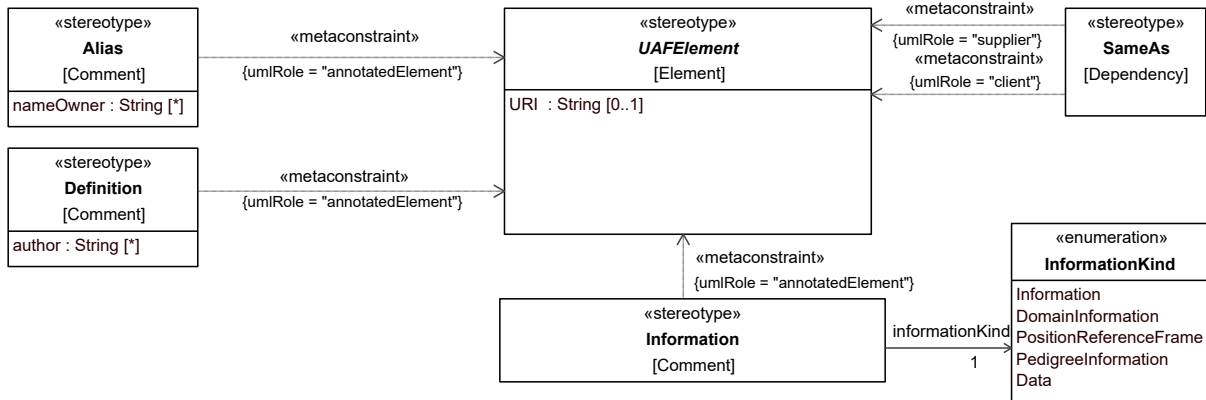


Figure 4:6 - Dictionary Elements

- [Alias](#)
- [Definition](#)
- [Information](#)
- [InformationKind](#)
- [SameAs](#)
- [UAFEElement](#)

View Specifications::Architecture Management::Parameters

Stakeholders: Enterprise Architects, Enterprise Systems Engineers, Model Managers, System Architects.

Concerns: architecture parameters.

Definition: depicts and analyzes measures and measurements that are applicable to management of the architecture.

Recommended Implementation: SysML Block Definition Diagram, tabular format.

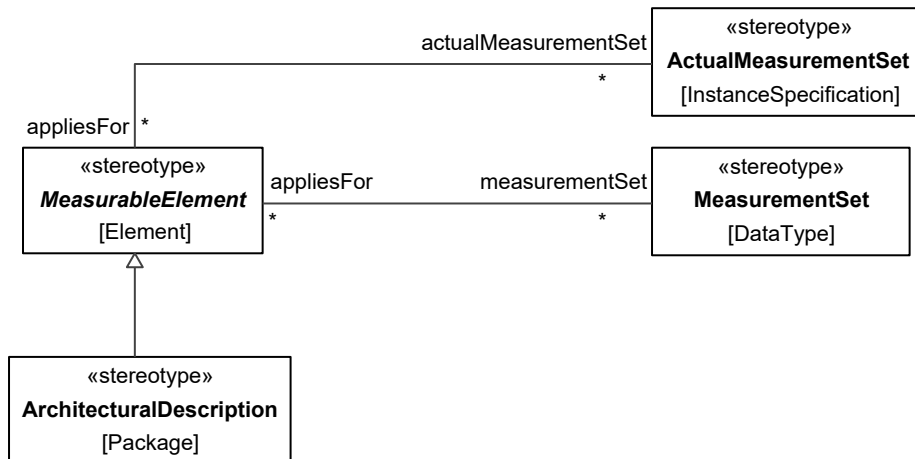


Figure 4:7 - Architecture Parameters Elements

- [ActualMeasurementSet](#)
- [ArchitecturalDescription](#)
- [MeasurableElement](#)
- [MeasurementSet](#)

View Specifications::Architecture Management::Constraints

Stakeholders: Enterprise Architects, people who want to understand the architecture constraints, Technical Managers.

Concerns: architecture assumptions and constraints.

Definition: depicts and analyzes assumptions, constraints, rules, policy and guidance that are applicable to aspects of the architecture.

Recommended Implementation: SysML Package Diagram, tabular format.

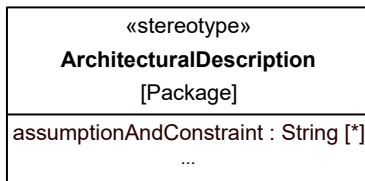


Figure 4:8 - Architecture Constraints

Elements

- [ArchitecturalDescription](#)

View Specifications::Architecture Management::Roadmap

Stakeholders: Enterprise Architects, people who want to understand the architecture development plan, Technical Managers.

Concerns: architecture release schedule.

Definition: captures project timeline for the architecture. Recommended Implementation: timeline, text.

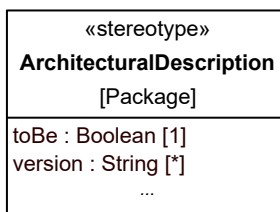


Figure 4:9 - Architecture Roadmap

Elements

- [ArchitecturalDescription](#)

View Specifications::Architecture Management::Traceability

Stakeholders: Enterprise Architects, people who want to understand impact of change across the architecture supporting assets, Technical Managers.

Concerns: reuse of architectures.

Definition: shows references to operational, services, and resource architectures, asset libraries, legacy architectures, and external sources, e.g., documents. Recommended Implementation: SysML Block Definition Diagram, SysML Package Diagram, tabular format.

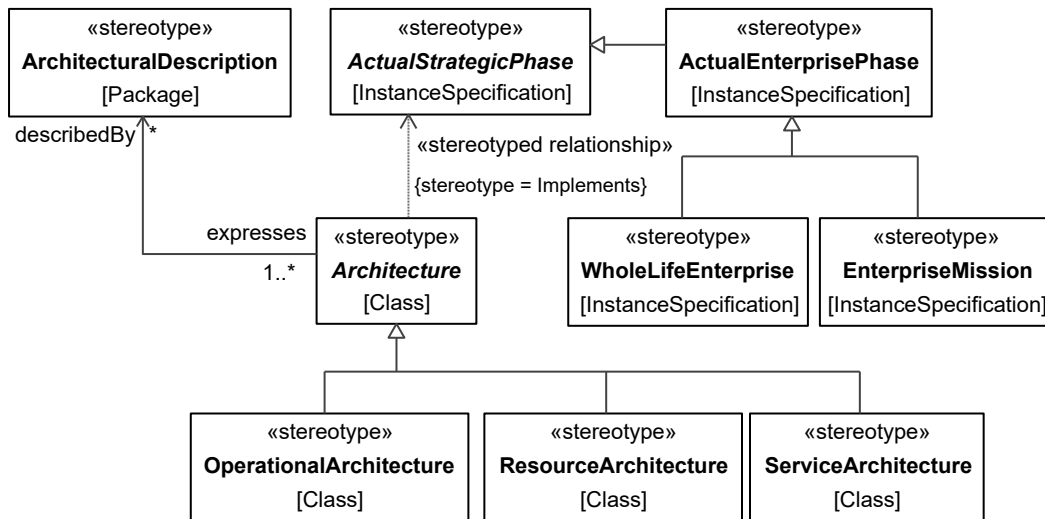


Figure 4:10 - Architecture Traceability

Elements

- [ActualEnterprisePhase](#)
- [ActualStrategicPhase](#)
- [ArchitecturalDescription](#)
- [Architecture](#)
- [EnterpriseMission](#)
- [OperationalArchitecture](#)
- [ResourceArchitecture](#)
- [ServiceArchitecture](#)
- [WholeLifeEnterprise](#)

4.1.2 View Specifications::Summary & Overview

View Specifications::Summary & Overview::Summary & Overview

Stakeholders: Decision makers, Solution Providers, Systems Engineers, Software Architects, Business Architects.

Concerns: quick overview of an architecture description and summary of analysis. In the initial phases of architecture development, it serves as a planning guide. Upon completion of an architecture, it provides a summary of findings, and any conducted analysis.

Definition: provides executive-level summary information in a consistent form that allows quick reference and comparison among architectures. The Summary and Overview includes assumptions, constraints, and limitations that may affect high-level decision processes involving the architecture.

Recommended Implementation: text, free form diagram, table format.

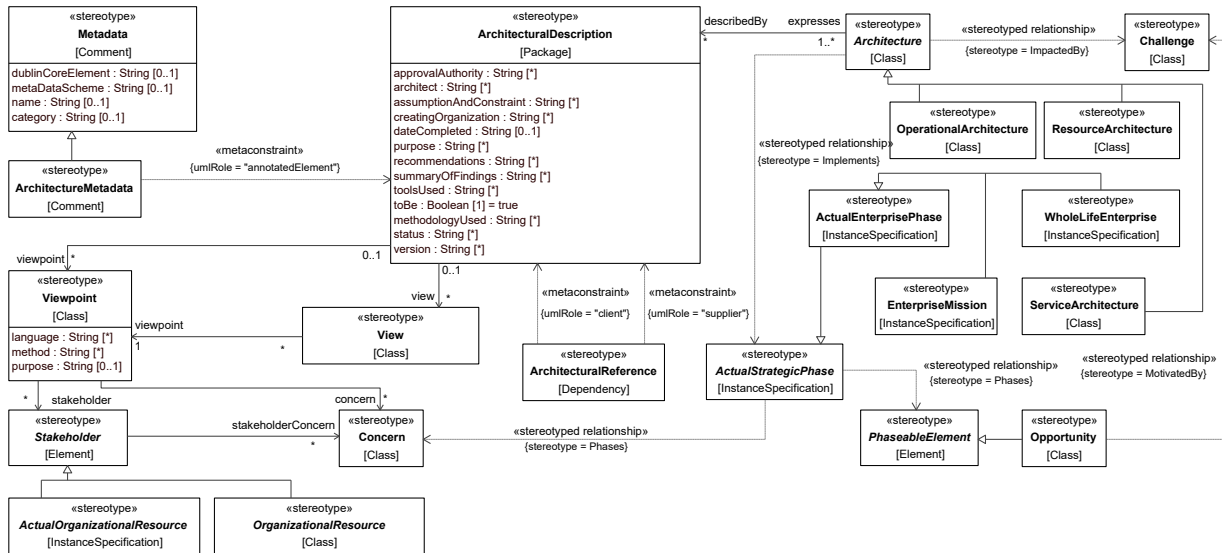


Figure 4:11 - Summary & Overview Elements

- [ActualEnterprisePhase](#)
- [ActualOrganizationalResource](#)
- [ActualStrategicPhase](#)
- [ArchitecturalDescription](#)
- [ArchitecturalReference](#)
- [Architecture](#)
- [ArchitectureMetadata](#)
- [Challenge](#)
- [Concern](#)
- [EnterpriseMission](#)
- [Metadata](#)
- [OperationalArchitecture](#)
- [Opportunity](#)
- [OrganizationalResource](#)
- [PhaseableElement](#)
- [ResourceArchitecture](#)
- [ServiceArchitecture](#)
- [Stakeholder](#)
- [View](#)
- [Viewpoint](#)
- [WholeLifeEnterprise](#)

4.1.3 View Specifications::Strategic

Stakeholders: Capability Portfolio Managers.

Concerns: capability management process.

Definition: describe capability taxonomy, composition, dependencies and evolution.

View Specifications::Strategic::Motivation

Stakeholders: Enterprise Architects, Portfolio Managers, Enterprise Systems Engineers, Program Managers.

Concerns: architecture drivers, challenges, opportunities, capabilities that address opportunities, phases and architectures that address challenges.

Definition: identifies and defines the drivers, challenges, and opportunities that are applicable to the architecture. defines the desired outcomes, goals and objectives that are motivated by the drivers, and the opportunities that enable the goals and objectives.

Recommended Implementation: SysML Block Definition Diagram, SysML Package Diagram, tabular format.

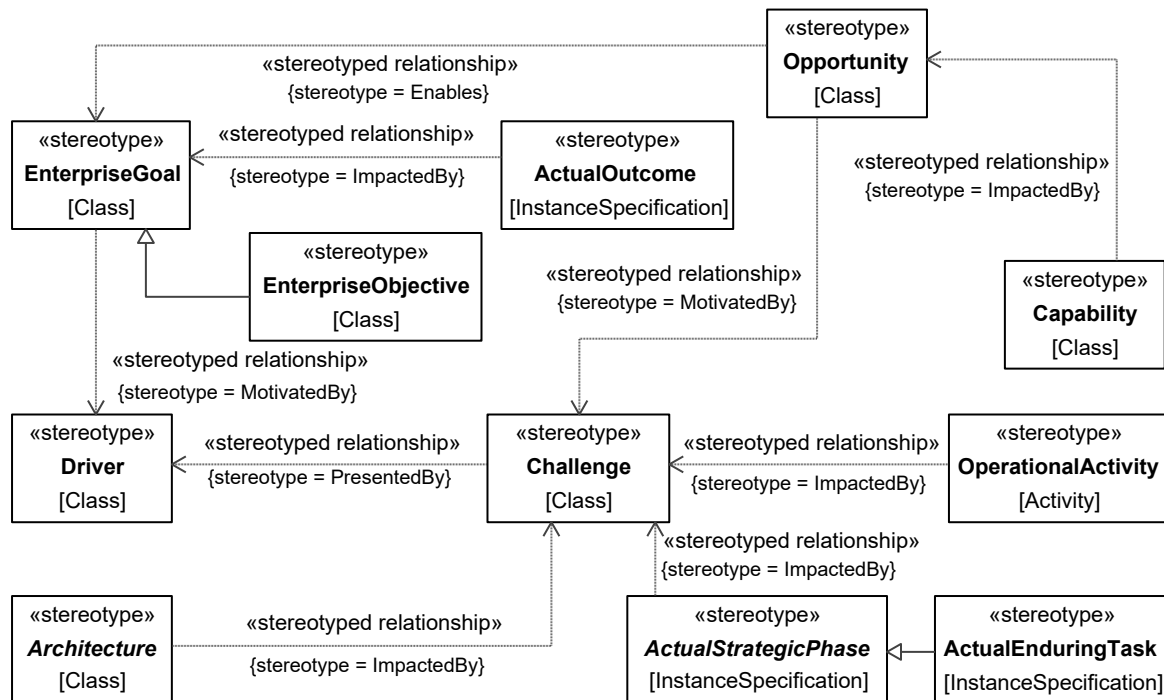


Figure 4:12 - Strategic Motivation

Elements

- [ActualEnduringTask](#)
- [ActualOutcome](#)
- [ActualStrategicPhase](#)
- [Architecture](#)
- [Capability](#)
- [Challenge](#)
- [Driver](#)
- [EnterpriseGoal](#)
- [EnterpriseObjective](#)
- [OperationalActivity](#)
- [Opportunity](#)

View Specifications::Strategic::Taxonomy

Stakeholders: PMs, Enterprise Architects, Executives.

Concerns: capability needs.

Definition: shows the taxonomy of capabilities.

Recommended Implementation: SysML Block Definition Diagram.

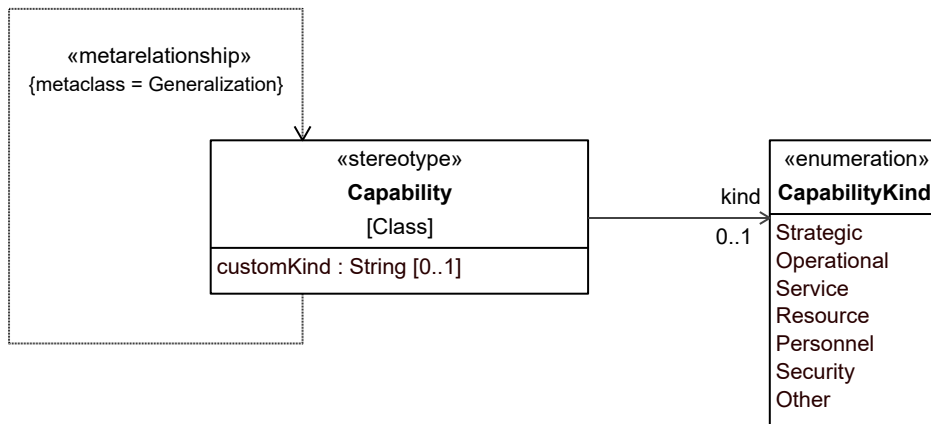


Figure 4:13 - Strategic Taxonomy

Elements

- [Capability](#)
- [CapabilityKind](#)

View Specifications::Strategic::Structure

Stakeholders: Program/Project Managers, Portfolio Managers, Enterprise Architects, Executives.

Concerns: capability composition.

Definition: shows the composition of capabilities.

Recommended Implementation: SysML Block Definition Diagram.

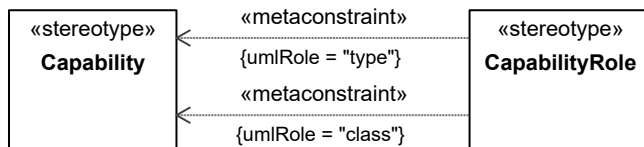


Figure 4:14 - Strategic Structure

Elements

- [Capability](#)
- [CapabilityRole](#)

View Specifications::Strategic::Connectivity

Stakeholders: PMs, Executives, Enterprise Architects.

Concerns: capability dependencies.

Definition: describes the dependencies between planned capabilities.

Recommended Implementation: SysML Block Definition Diagram. SysML Internal Block Diagram.

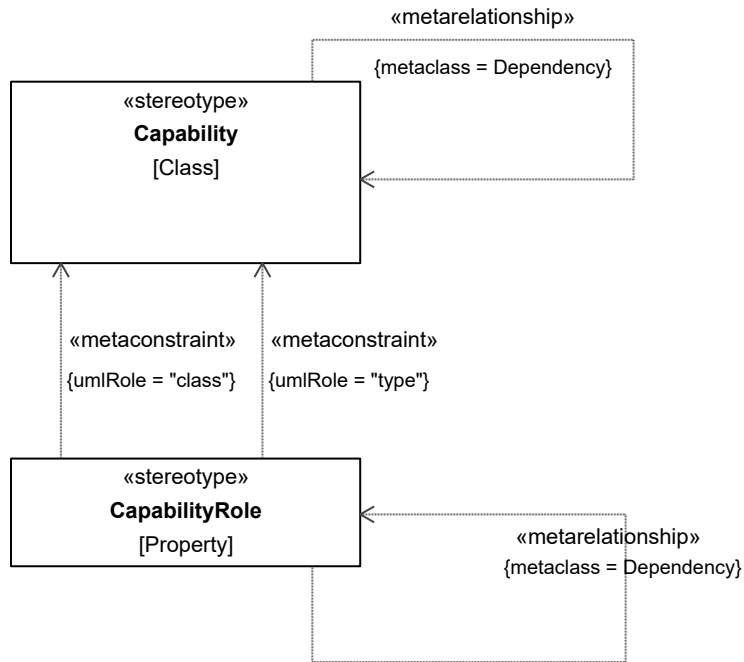


Figure 4:15 - Strategic Connectivity

Elements

- [Capability](#)
- [CapabilityRole](#)

View Specifications::**Strategic::Processes**

Stakeholders: Program/Project Managers, Portfolio Managers, Enterprise Architects, Executives.

Concerns: capability phasing.

Definition: shows the relationship between strategic phases and the Capabilities that are intended to be developed during the strategic phases, and the actual organizations involved.

Recommended Implementation: SysML Block Definition Diagram.

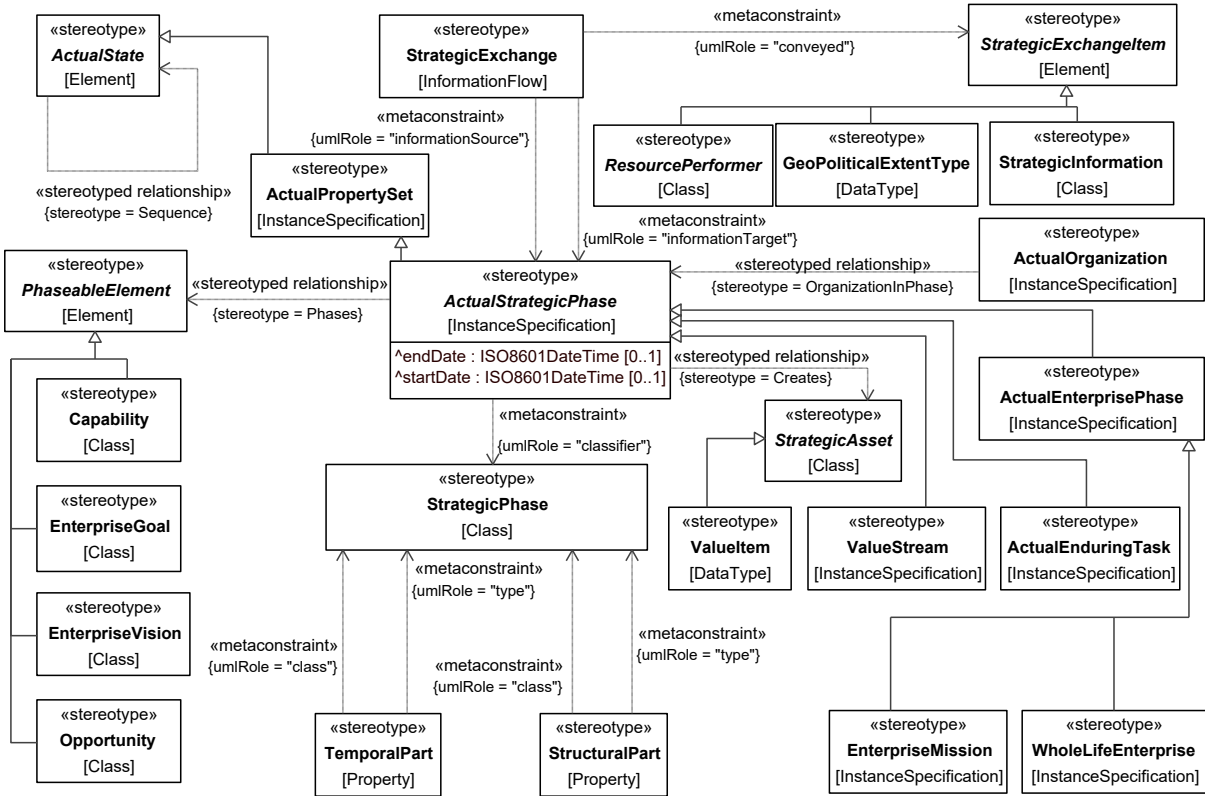


Figure 4:16 - Strategic Processes Elements

- [ActualEnduringTask](#)
- [ActualEnterprisePhase](#)
- [ActualOrganization](#)
- [ActualPropertySet](#)
- [ActualState](#)
- [ActualStrategicPhase](#)
- [Capability](#)
- [EnterpriseGoal](#)
- [EnterpriseMission](#)
- [EnterpriseVision](#)
- [GeoPoliticalExtentType](#)
- [Opportunity](#)
- [PhaseableElement](#)
- [ResourcePerformer](#)
- [StrategicAsset](#)
- [StrategicExchange](#)
- [StrategicExchangeItem](#)
- [StrategicInformation](#)
- [StrategicPhase](#)
- [StructuralPart](#)
- [TemporalPart](#)
- [ValueItem](#)
- [ValueStream](#)
- [WholeLifeEnterprise](#)

View Specifications::Strategic::States

Stakeholders: Program/Project Managers, Portfolio Managers, Enterprise Architects.

Concerns: effects that the implementation(s) of capabilities are expected to deliver.

Definition: captures the relationships between capability(ies) and desired effect(s) that implementation(s) of capability(ies) should achieve.

Recommended Implementation: SysML Block Definition Diagram.

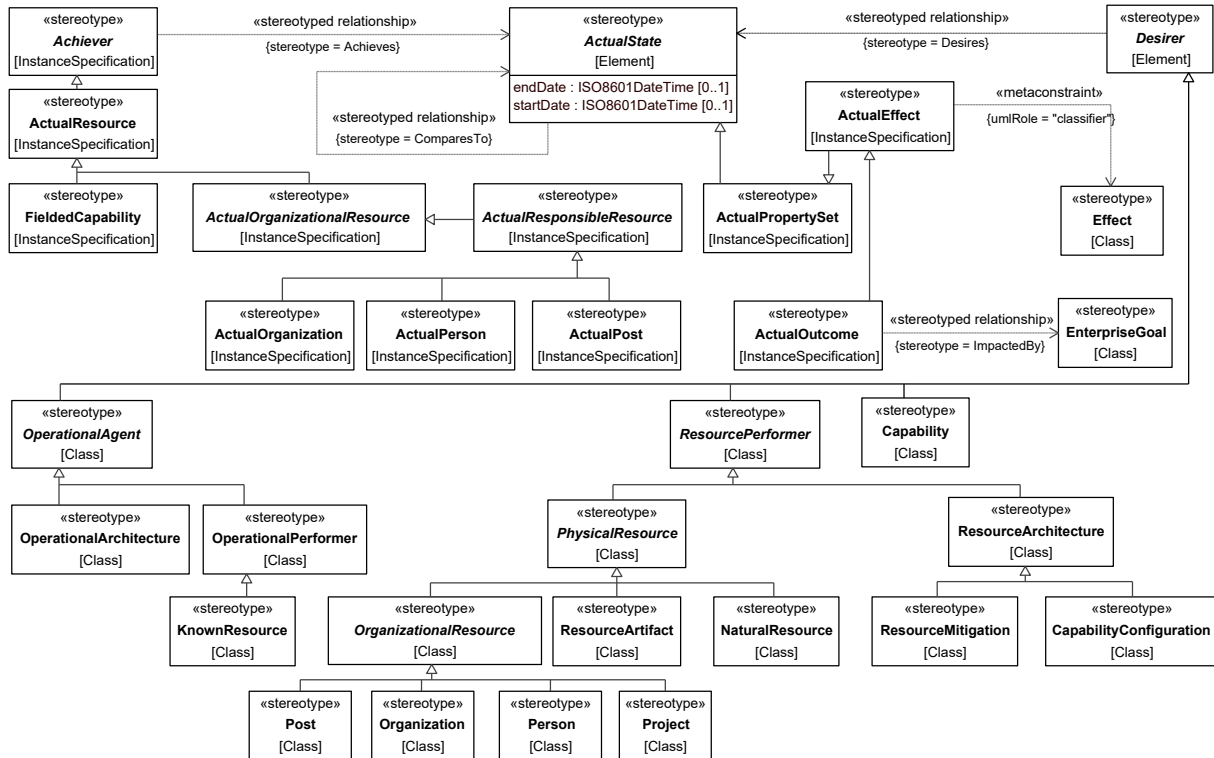


Figure 4:17 - Strategic States

Elements

- [Achiever](#)
- [ActualEffect](#)
- [ActualOrganization](#)
- [ActualOrganizationalResource](#)
- [ActualOutcome](#)
- [ActualPerson](#)
- [ActualPost](#)
- [ActualPropertySet](#)
- [ActualResource](#)
- [ActualResponsibleResource](#)
- [ActualState](#)
- [Capability](#)
- [CapabilityConfiguration](#)
- [Desirer](#)
- [Effect](#)
- [EnterpriseGoal](#)
- [FieldedCapability](#)
- [KnownResource](#)
- [NaturalResource](#)
- [OperationalAgent](#)

- [OperationalArchitecture](#)
- [OperationalPerformer](#)
- [Organization](#)
- [OrganizationalResource](#)
- [Person](#)
- [PhysicalResource](#)
- [Post](#)
- [Project](#)
- [ResourceArchitecture](#)
- [ResourceArtifact](#)
- [ResourceMitigation](#)
- [ResourcePerformer](#)

View Specifications::Strategic::Information

Stakeholders: Enterprise Architects, Portfolio Managers, Enterprise Systems Engineers, Business Managers.

Concerns: information that can be considered to be an enterprise strategic asset that can influence achievement of enterprise goals.

Definition: identifies and defines strategic information elements and their relationships that are applicable to the architecture.

Recommended Implementation: SysML Block Definition Diagram, tabular format.

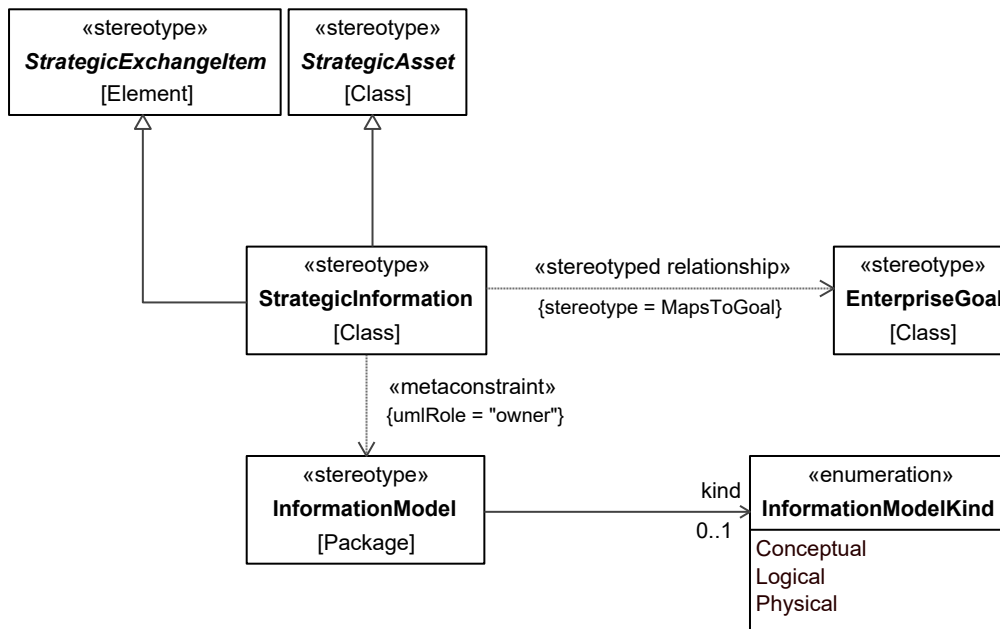


Figure 4:18 - Strategic Information

Elements

- [EnterpriseGoal](#)
- [InformationModel](#)
- [InformationModelKind](#)
- [StrategicAsset](#)
- [StrategicExchangeItem](#)
- [StrategicInformation](#)

View Specifications::Strategic::Constraints

Stakeholders: PMs, Enterprise Architects.

Concerns: capability constraints.

Definition: details the measurements that set performance requirements constraining capabilities.

Recommended Implementation: tabular format, SysML Block Definition Diagram.

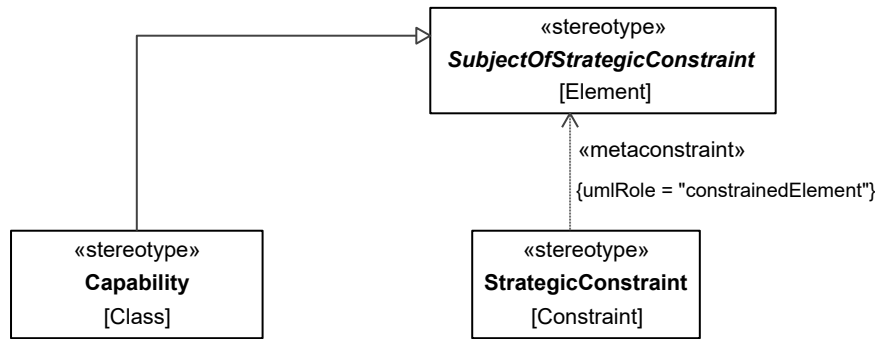


Figure 4:19 - Strategic Constraints

Elements

- [Capability](#)
- [StrategicConstraint](#)
- [SubjectOfStrategicConstraint](#)

View Specifications::Strategic::Roadmap

Stakeholders: PMs, Executives, Enterprise Architects.

Concerns: capability deployment to organizations over time.

Definition: addresses the deployment of capability(ies) to actual organizations over time.

Recommended Implementation: timeline, tabular format, SysML Block Definition Diagram.

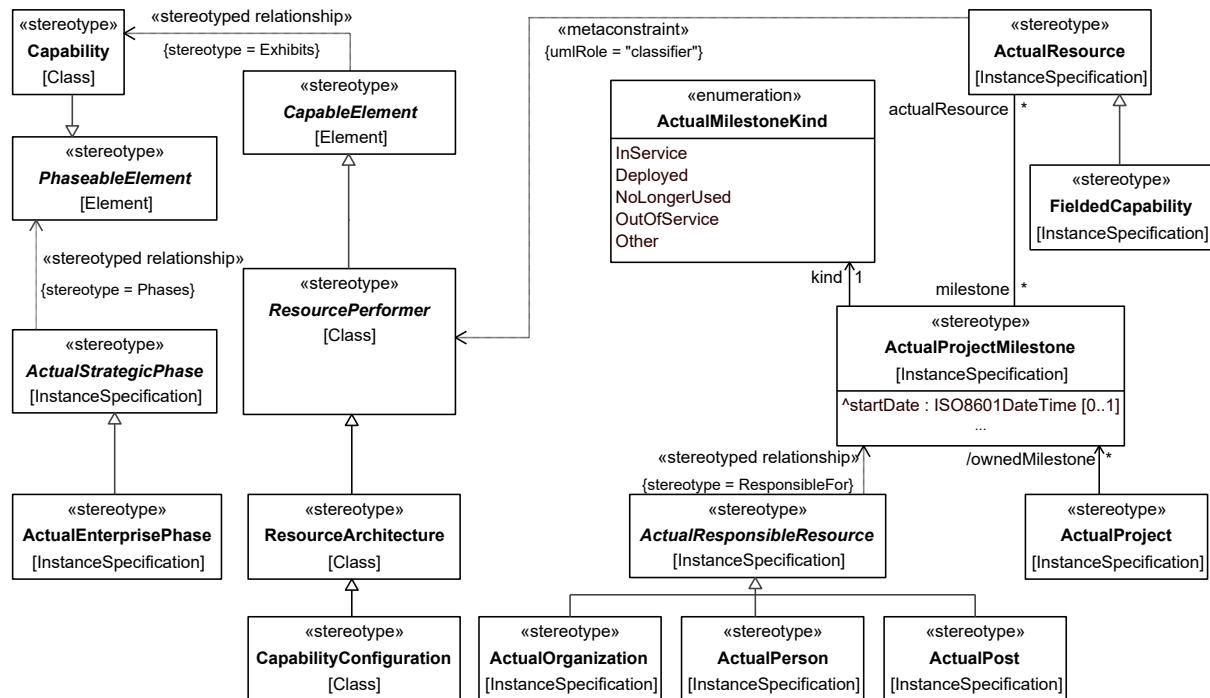


Figure 4:20 - Strategic Roadmap: Deployment

Elements

- [ActualEnterprisePhase](#)
- [ActualMilestoneKind](#)

- [ActualOrganization](#)
- [ActualPerson](#)
- [ActualPost](#)
- [ActualProject](#)
- [ActualProjectMilestone](#)
- [ActualResource](#)
- [ActualResponsibleResource](#)
- [ActualStrategicPhase](#)
- [Capability](#)
- [CapabilityConfiguration](#)
- [CapableElement](#)
- [FieldedCapability](#)
- [PhaseableElement](#)
- [ResourceArchitecture](#)
- [ResourcePerformer](#)

Stakeholders: PMs, Executives, Enterprise Architects.

Concerns: capability(ies) achievement over time.

Definition: the planned achievement of capability(ies) at different points in time or during specific periods of time.

Recommended Implementation: timeline, tabular format, SysML Block Definition Diagram.

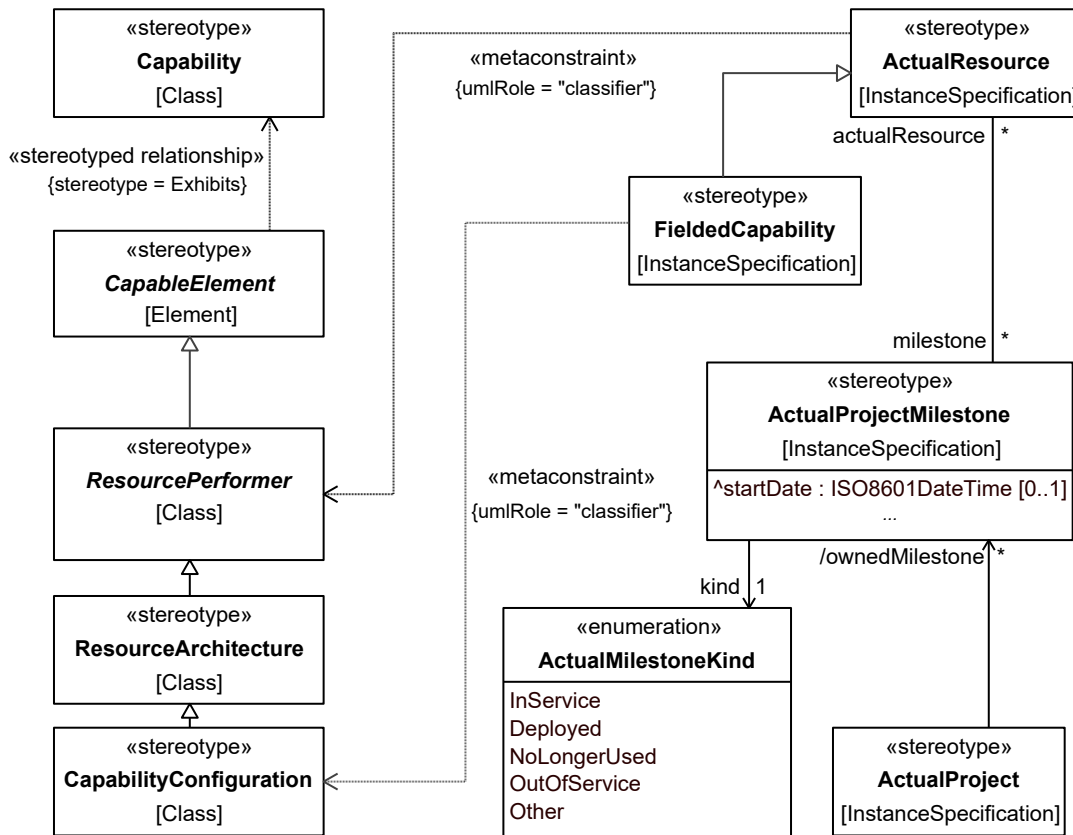


Figure 4:21 - Strategic Roadmap: Phasing Elements

- [ActualMilestoneKind](#)
- [ActualProject](#)
- [ActualProjectMilestone](#)
- [ActualResource](#)

- [Capability](#)
- [CapabilityConfiguration](#)
- [CapableElement](#)
- [FieldedCapability](#)
- [ResourceArchitecture](#)
- [ResourcePerformer](#)

View Specifications::Strategic::Traceability

Stakeholders: Program/Project Managers, Portfolio Managers, Enterprise Architects, Business Architects.

Concerns: traceability between capabilities and phases, missions, value streams, enduring tasks, challenges and drivers.

Definition: describes the mapping between the capabilities required by an Enterprise and the phasing constructs and association with relevant challenges and drivers.

Recommended Implementation: matrix format, SysML Block Definition Diagram.

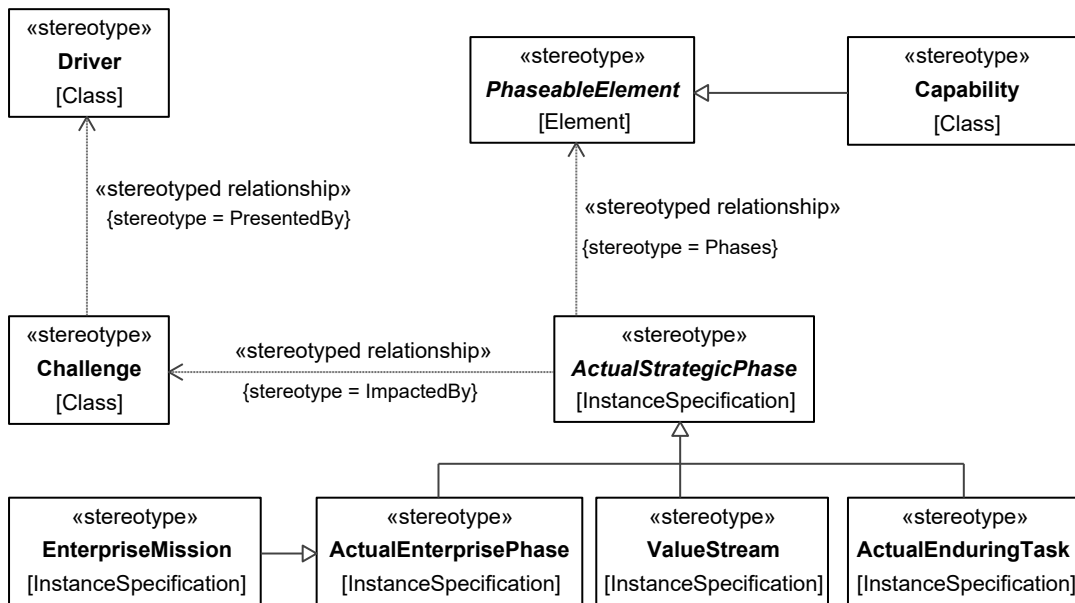


Figure 4:22 - Strategic Traceability

Elements

- [ActualEnduringTask](#)
- [ActualEnterprisePhase](#)
- [ActualStrategicPhase](#)
- [Capability](#)
- [Challenge](#)
- [Driver](#)
- [EnterpriseMission](#)
- [PhaseableElement](#)
- [ValueStream](#)

4.1.4 View Specifications::Operational

Stakeholders: Business Architects, Executives

Concerns: illustrate the Logical Architecture of the enterprise.

Definition: describe the requirements, operational behavior, structure, and exchanges required to support (exhibit) capabilities. Defines all operational elements in an implementation/solution independent manner.

View Specifications::Operational::Taxonomy

Stakeholders: Business Architects, Systems Engineers, Enterprise Architects, Owners responsible for Operational Agents.

Concerns: OperationalAgent types.

Definition: shows the taxonomy of types of OperationalAgents.

Recommended Implementation: SysML Block Definition Diagram, SysML Internal Block Diagram.

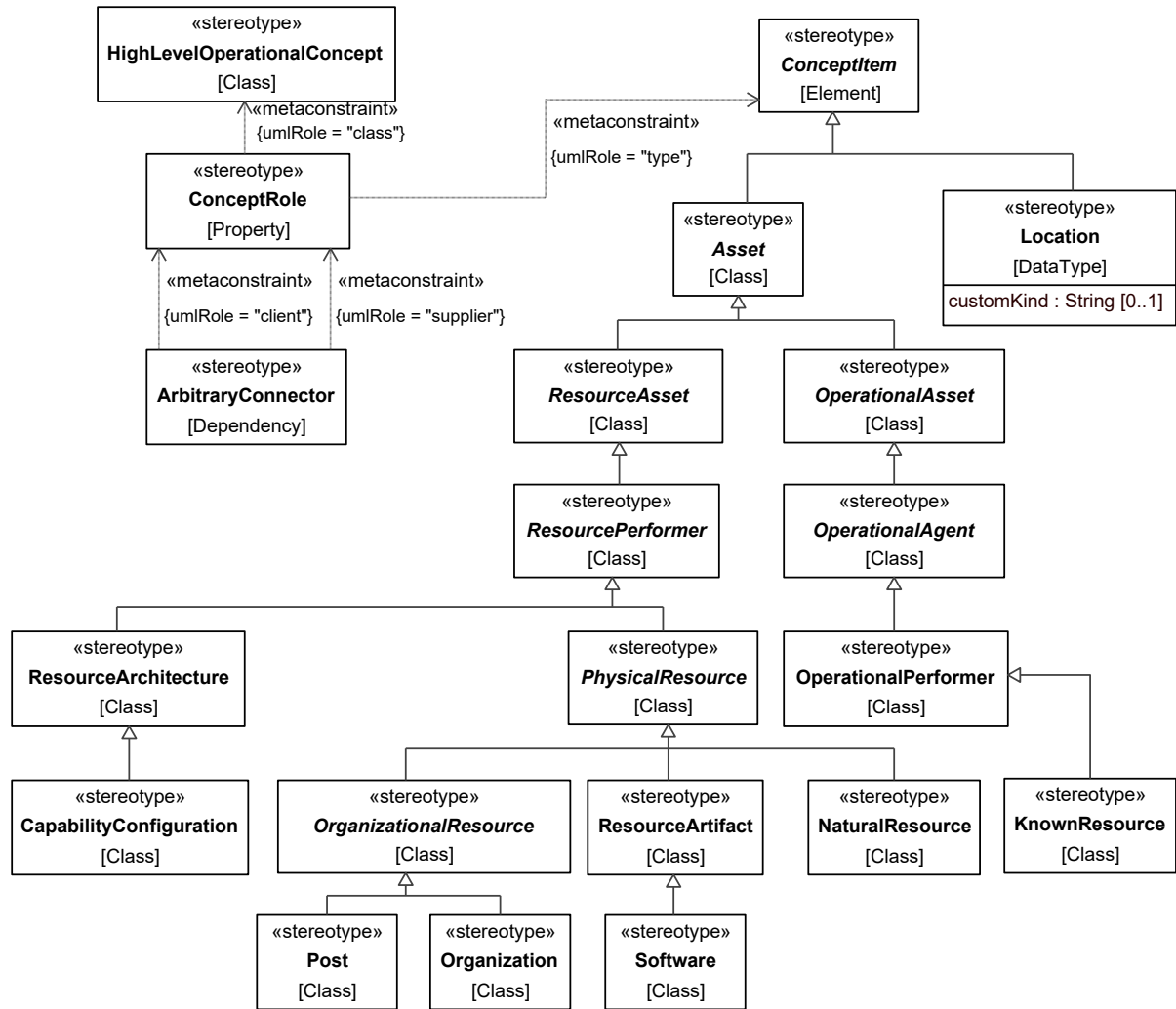


Figure 4:23 - Operational Taxonomy Elements

- [ArbitraryConnector](#)
- [Asset](#)
- [CapabilityConfiguration](#)
- [ConceptItem](#)
- [ConceptRole](#)
- [HighLevelOperationalConcept](#)
- [KnownResource](#)
- [Location](#)
- [NaturalResource](#)
- [OperationalAgent](#)
- [OperationalAsset](#)

- [OperationalPerformer](#)
- [Organization](#)
- [OrganizationalResource](#)
- [PhysicalResource](#)
- [Post](#)
- [ResourceArchitecture](#)
- [ResourceArtifact](#)
- [ResourceAsset](#)
- [ResourcePerformer](#)
- [Software](#)

View Specifications::Operational::Structure

Stakeholders: Business Architects, Systems Engineers, Enterprise Architects, Owners responsible for Operational Agents.

Concerns: identifies the operational exchange requirements between OperationalPerformers.

Definition: defines operational architecture and exchange requirements necessary to support a specific set of Capability(ies).

Recommended Implementation: SysML Block Definition Diagram, SysML Internal Block Diagram.

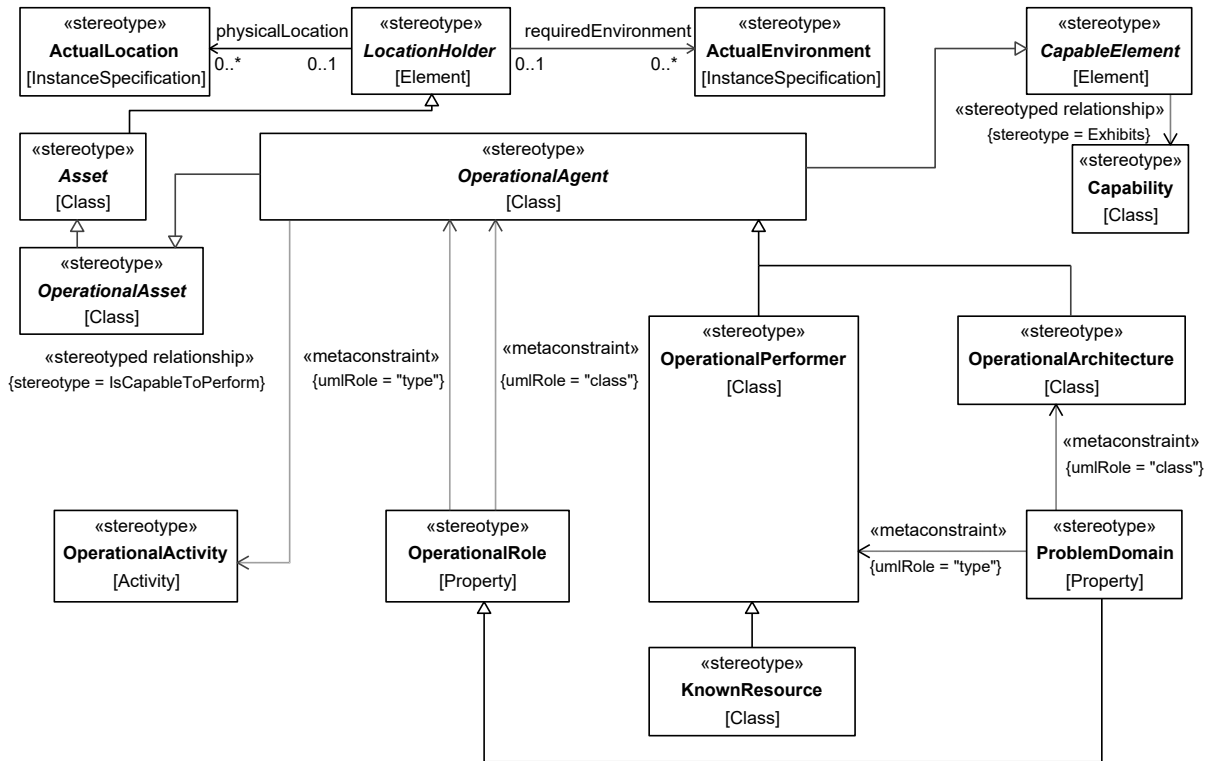


Figure 4:24 - Operational Structure Elements

- [ActualEnvironment](#)
- [ActualLocation](#)
- [Asset](#)
- [Capability](#)
- [CapableElement](#)
- [KnownResource](#)
- [LocationHolder](#)
- [OperationalActivity](#)

- [OperationalAgent](#)
- [OperationalArchitecture](#)
- [OperationalAsset](#)
- [OperationalPerformer](#)
- [OperationalRole](#)
- [ProblemDomain](#)

View Specifications::Operational::Connectivity

Stakeholders: Systems Engineers, Architects, Solution Providers.

Concerns: capture the interfaces between OperationalPerformers.

Definition: summarizes logical exchanges between OperationalPerformers of information, systems, personnel, energy etc. and the logical activities that produce and consume them. Measurements can optionally be included.

Recommended Implementation: SysML Internal Block Diagram, tabular format.

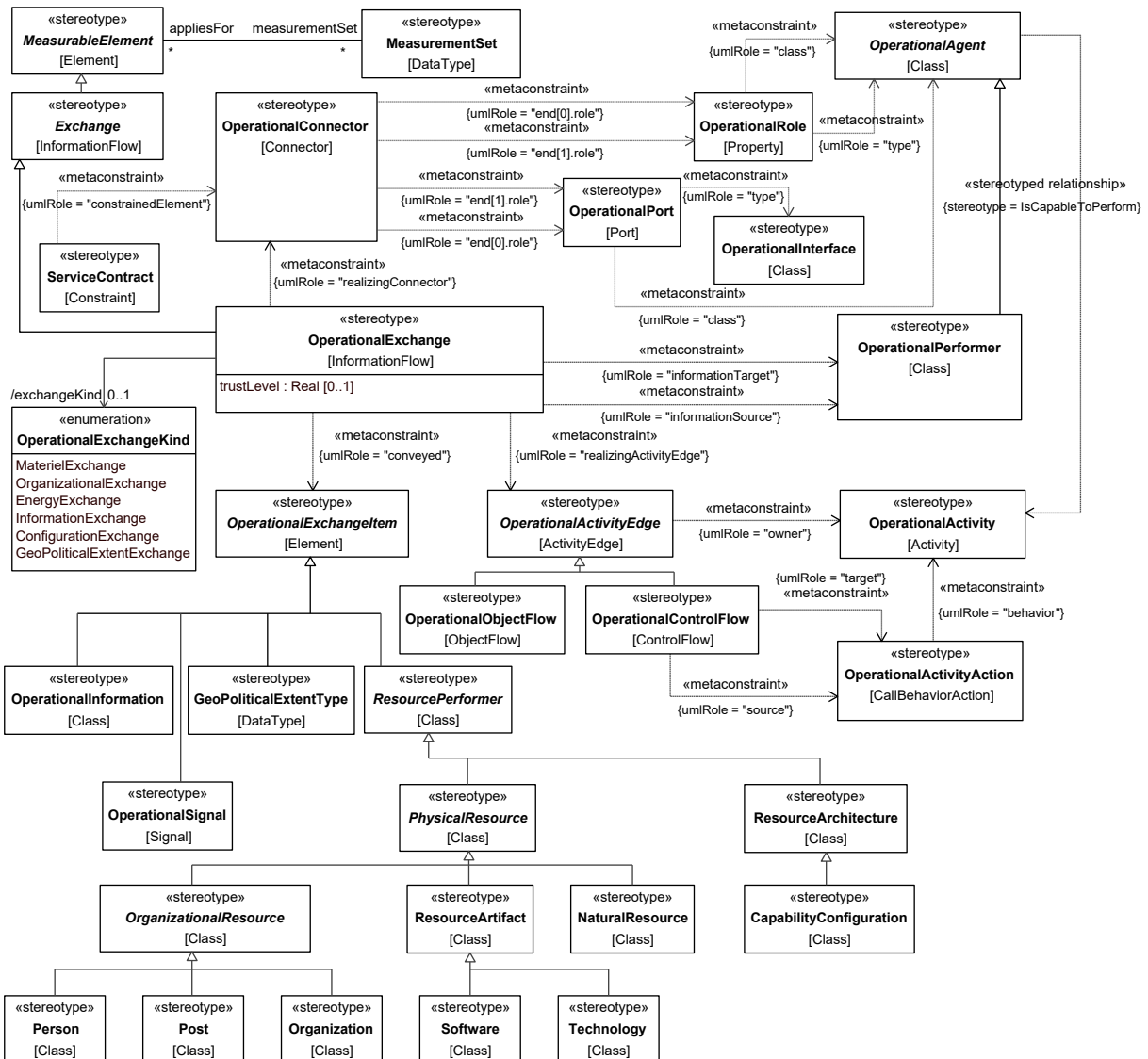


Figure 4:25 - Operational Connectivity

Elements

- [CapabilityConfiguration](#)
- [Exchange](#)

- [GeoPoliticalExtentType](#)
- [MeasurableElement](#)
- [MeasurementSet](#)
- [NaturalResource](#)
- [OperationalActivity](#)
- [OperationalActivityAction](#)
- [OperationalActivityEdge](#)
- [OperationalAgent](#)
- [OperationalConnector](#)
- [OperationalControlFlow](#)
- [OperationalExchange](#)
- [OperationalExchangeItem](#)
- [OperationalExchangeKind](#)
- [OperationalInformation](#)
- [OperationalInterface](#)
- [OperationalObjectFlow](#)
- [OperationalPerformer](#)
- [OperationalPort](#)
- [OperationalRole](#)
- [OperationalSignal](#)
- [Organization](#)
- [OrganizationalResource](#)
- [Person](#)
- [PhysicalResource](#)
- [Post](#)
- [ResourceArchitecture](#)
- [ResourceArtifact](#)
- [ResourcePerformer](#)
- [ServiceContract](#)
- [Software](#)
- [Technology](#)

View Specifications::Operational::Processes

Stakeholders: Business Architect, Systems Engineers, Enterprise Architects

Concerns: captures activity based behavior and flows.

Definition: describes the activities that are normally conducted in the course of achieving business goals that support a capability. It describes operational activities, their Inputs/Outputs, operational activity actions and flows between them.

Recommended Implementation: SysML Activity Diagram, SysML Block Definition Diagram, BPMN Process Diagram.

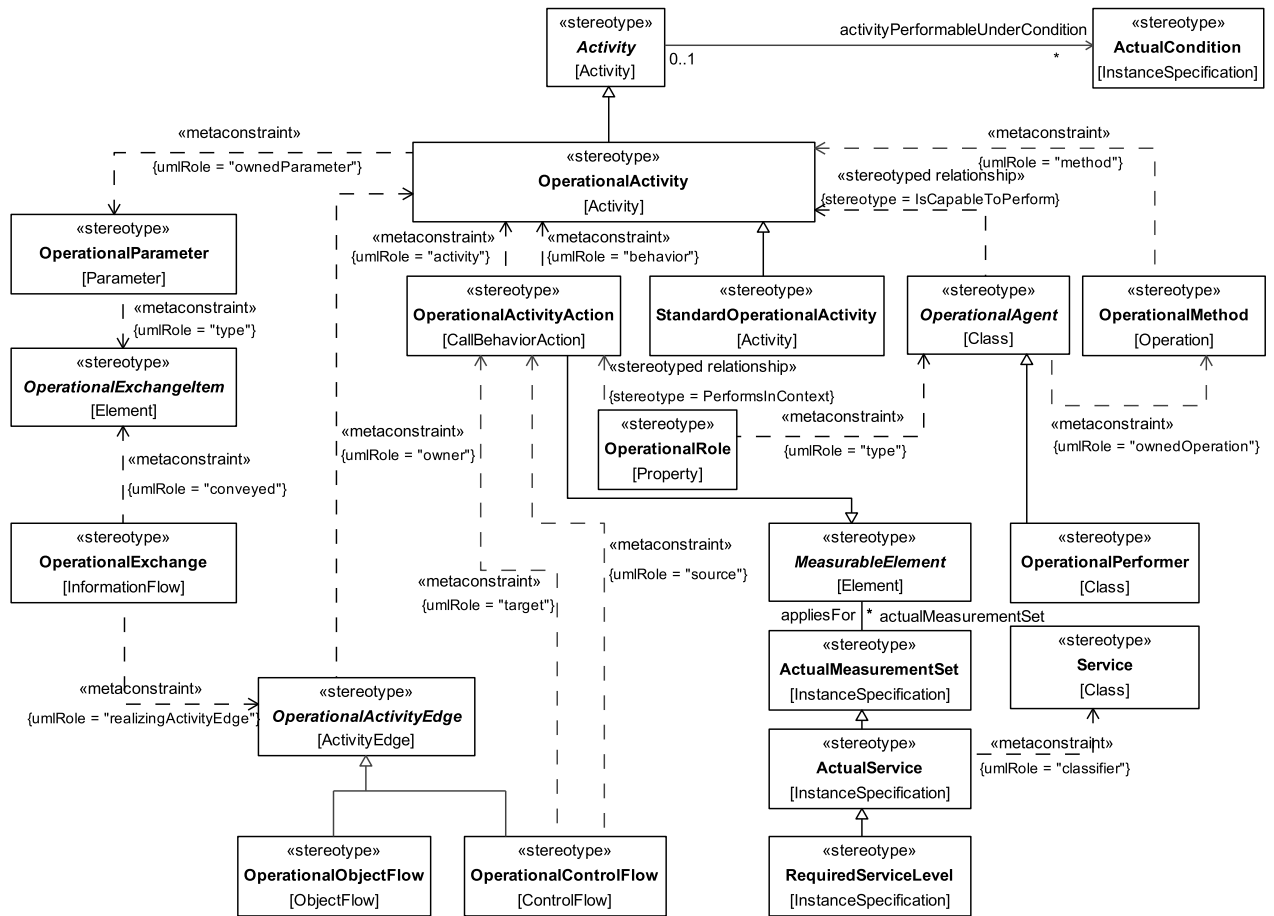


Figure 4:26 - Operational Processes Elements

- [Activity](#)
- [ActualCondition](#)
- [ActualMeasurementSet](#)
- [ActualService](#)
- [MeasurableElement](#)
- [OperationalActivity](#)
- [OperationalActivityAction](#)
- [OperationalActivityEdge](#)
- [OperationalAgent](#)
- [OperationalControlFlow](#)
- [OperationalExchange](#)
- [OperationalExchangeItem](#)
- [OperationalMethod](#)
- [OperationalObjectFlow](#)
- [OperationalParameter](#)
- [OperationalPerformer](#)
- [OperationalRole](#)
- [RequiredServiceLevel](#)
- [Service](#)
- [StandardOperationalActivity](#)

View Specifications::**Operational::States**

Stakeholders: Systems Engineers, Software Engineers.

Concerns: capture state-based behavior of an operational OperationalPerformer.

Definition: it is a graphical representation of states of an operational OperationalPerformer and how that operational OperationalPerformer responds to various events and actions.

Recommended Implementation: SysML State Machine Diagram.

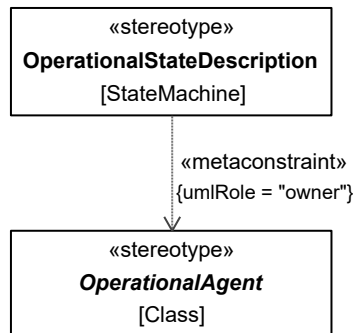


Figure 4:27 - Operational States

Elements

- [OperationalAgent](#)
- [OperationalStateDescription](#)

View Specifications::**Operational::Sequences**

Stakeholders: Systems Engineers, Business Architects.

Concerns: express a time ordered examination of the operational exchanges as a result of a particular operational scenario.

Definition: provides a time-ordered examination of the operational exchanges between participating nodes (OperationalPerformer roles) as a result of a particular operational scenario.

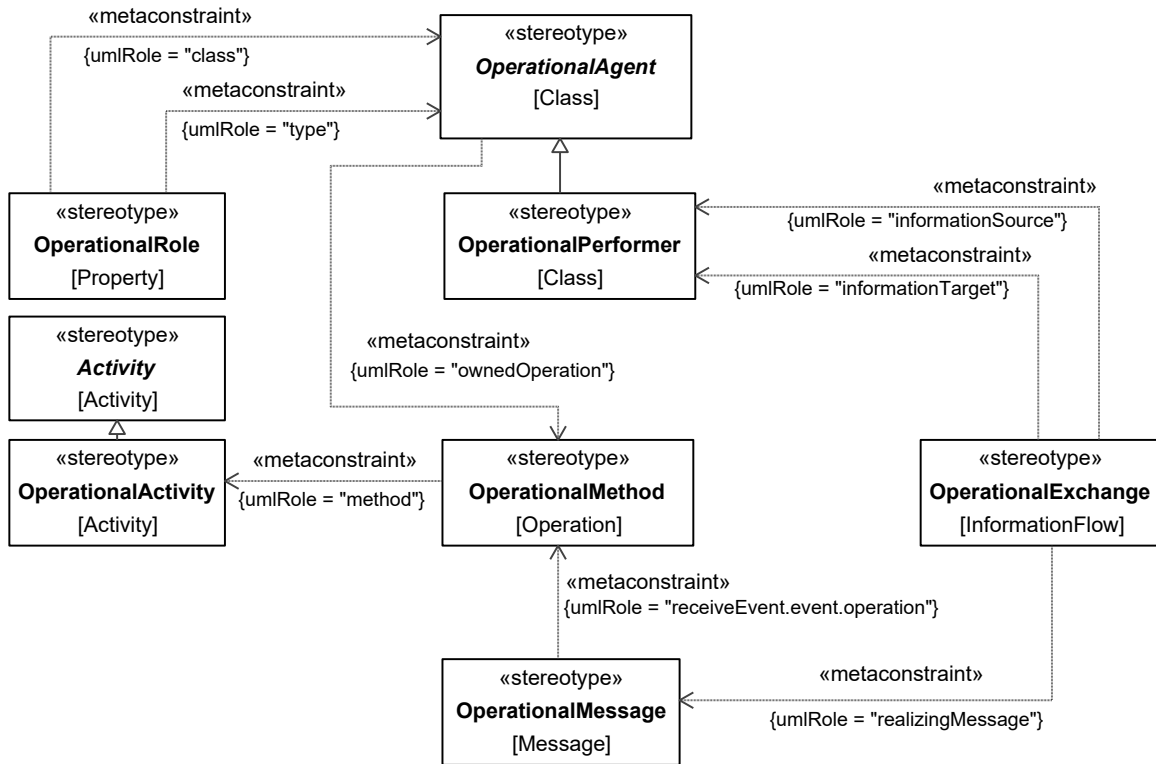


Figure 4:28 - Operational Sequences

Elements

- [Activity](#)
- [OperationalActivity](#)
- [OperationalAgent](#)
- [OperationalExchange](#)
- [OperationalMessage](#)
- [OperationalMethod](#)
- [OperationalPerformer](#)
- [OperationalRole](#)

View Specifications::Operational::Constraints

Stakeholders: Systems Engineers, Architects, Program Sponsors

Concerns: define operational limitations, constraints and performance parameters for the enterprise.

Definition: specifies traditional textual operational or business rules that are constraints on the way that business is done in the enterprise. The addition of SysML parametrics provides a computational means of defining operational constraints across the enterprise or within a specific operational context.

Recommended Implementation: tabular format, SysML Block Definition Diagram, SysML Parametric Diagram.

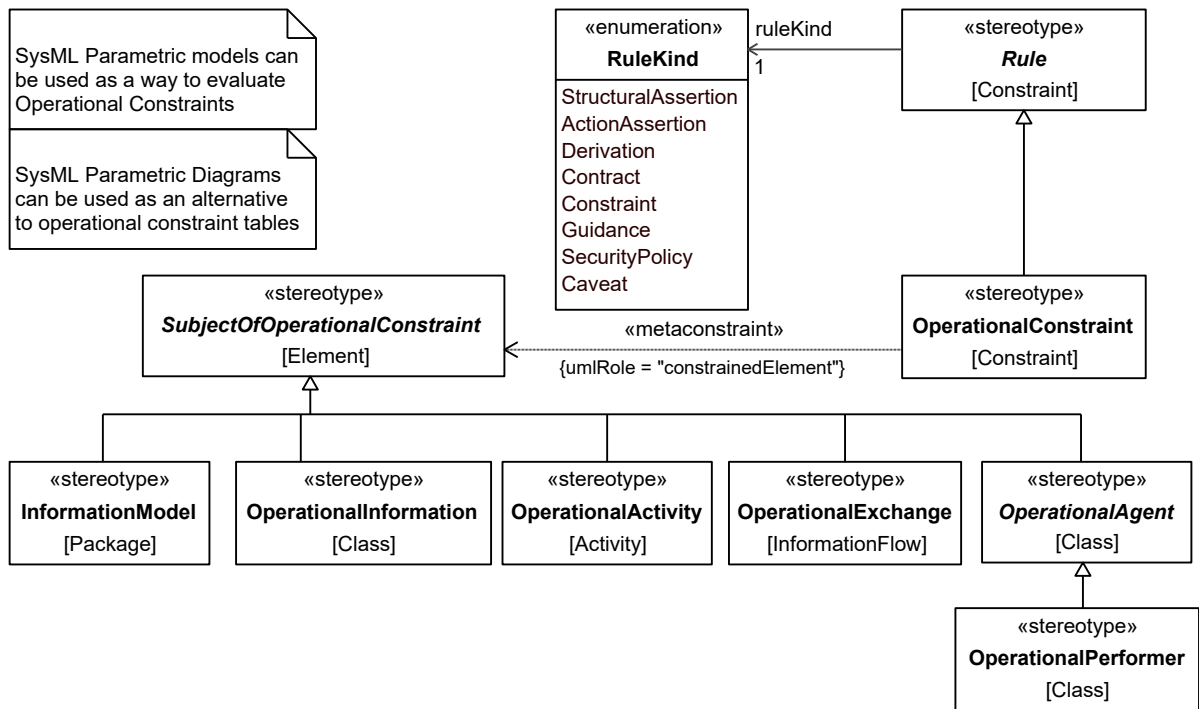


Figure 4:29 - Operational Constraints

Elements

- [InformationModel](#)
- [OperationalActivity](#)
- [OperationalAgent](#)
- [OperationalConstraint](#)
- [OperationalExchange](#)
- [OperationalInformation](#)
- [OperationalPerformer](#)
- [Rule](#)
- [RuleKind](#)
- [SubjectOfOperationalConstraint](#)

View Specifications::Operational::Traceability

Stakeholders: PMs, Enterprise Architects, Business Architects.

Concerns: traceability between capabilities and operational activities and capabilities and operational agents.

Definition: describes the mapping between the capabilities required by an Enterprise and the supporting operational activities and operational agents.

Recommended Implementation: matrix format, SysML Block Definition Diagram.

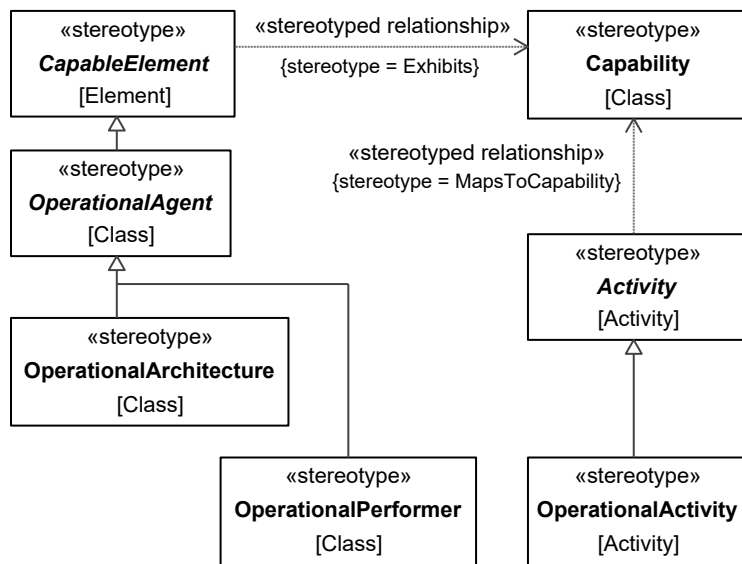


Figure 4:30 - Operational Traceability

Elements

- [Activity](#)
- [Capability](#)
- [CapableElement](#)
- [OperationalActivity](#)
- [OperationalAgent](#)
- [OperationalArchitecture](#)
- [OperationalPerformer](#)

4.1.5 View Specifications::Services

Stakeholders: Enterprise Architects, Solution Providers, Systems Engineers, Software Architects, Business Architects.

Concerns: specifications of services required to exhibit a Capability.

Definition: shows Service Specifications and required and provided service levels of these specifications required to exhibit a Capability or to support an Operational Activity.

View Specifications::Services::Taxonomy

Stakeholders: Enterprise Architects, Solution Providers, Systems Engineers, Software Architects, Business Architects.

Concerns: service types and required and provided service levels of these types.

Definition: shows the taxonomy of types of services and the level of service that they are expected to provide or are required to meet through the display of actual measurements associated with the Provided and Required Service Level.

Recommended Implementation: SysML Block Definition Diagram.

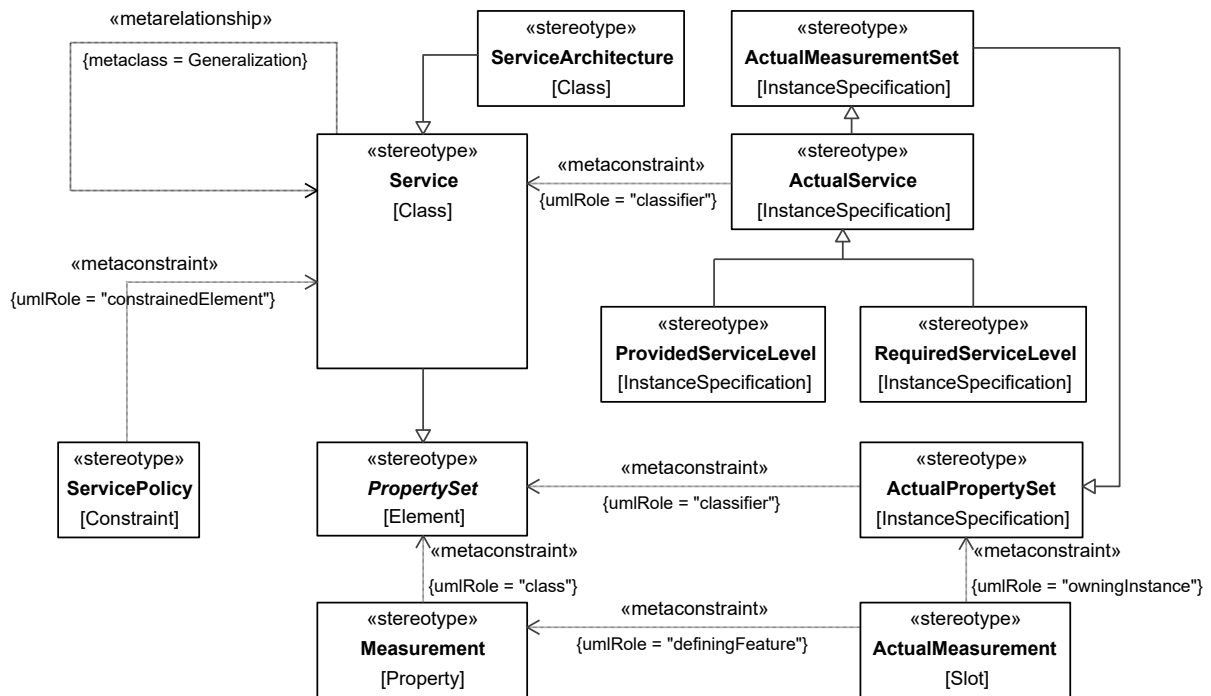


Figure 4:31 - Services Taxonomy Elements

- [ActualMeasurement](#)
- [ActualMeasurementSet](#)
- [ActualPropertySet](#)
- [ActualService](#)
- [Measurement](#)
- [PropertySet](#)
- [ProvidedServiceLevel](#)
- [RequiredServiceLevel](#)
- [Service](#)
- [ServiceArchitecture](#)
- [ServicePolicy](#)

View Specifications::Services::Structure

Stakeholders: Solution Providers, Systems Engineers, Software Architects, Business Architects.

Concerns: combination of services required to exhibit a capability.

Definition: shows the composition of services and how services are combined into a higher level service required to exhibit a capability or support an operational activity.

Recommended Implementation: SysML Block Definition Diagram, SysML Internal Block Diagram.

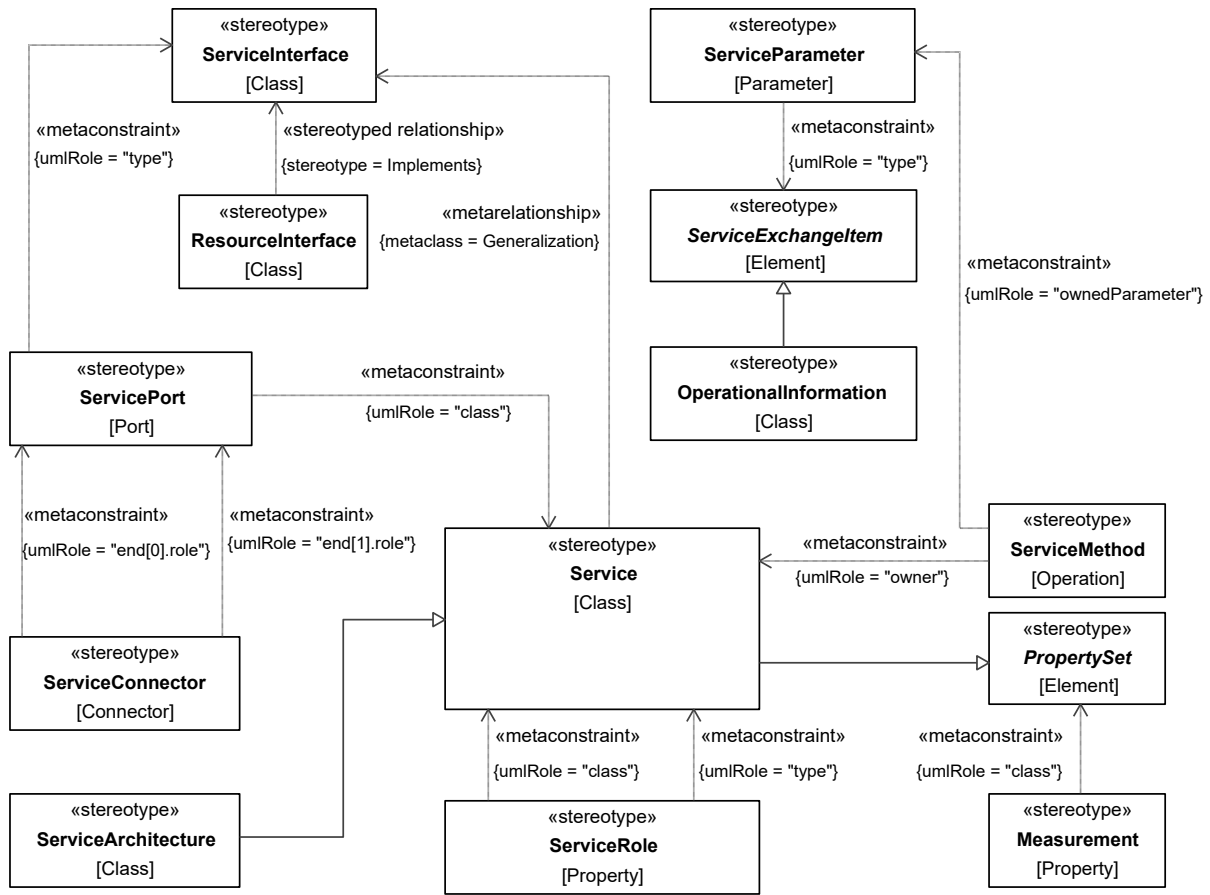


Figure 4:32 - Services Structure Elements

- [Measurement](#)
- [OperationalInformation](#)
- [PropertySet](#)
- [ResourceInterface](#)
- [Service](#)
- [ServiceArchitecture](#)
- [ServiceConnector](#)
- [ServiceExchangeItem](#)
- [ServiceInterface](#)
- [ServiceMethod](#)
- [ServiceParameter](#)
- [ServicePort](#)
- [ServiceRole](#)

View Specifications::Services::Connectivity

Stakeholders: Solution Providers, Systems Engineers, Software Architects, Business Architects.

Concerns: interoperability among services

Definition: specifies service interfaces, e.g., provided and required service methods, signal receptions, and/or flow properties, to ensure compatibility and reusability of services.

Recommended Implementation: SysML Block Definition Diagram, SysML Internal Block Diagram, tabular format.

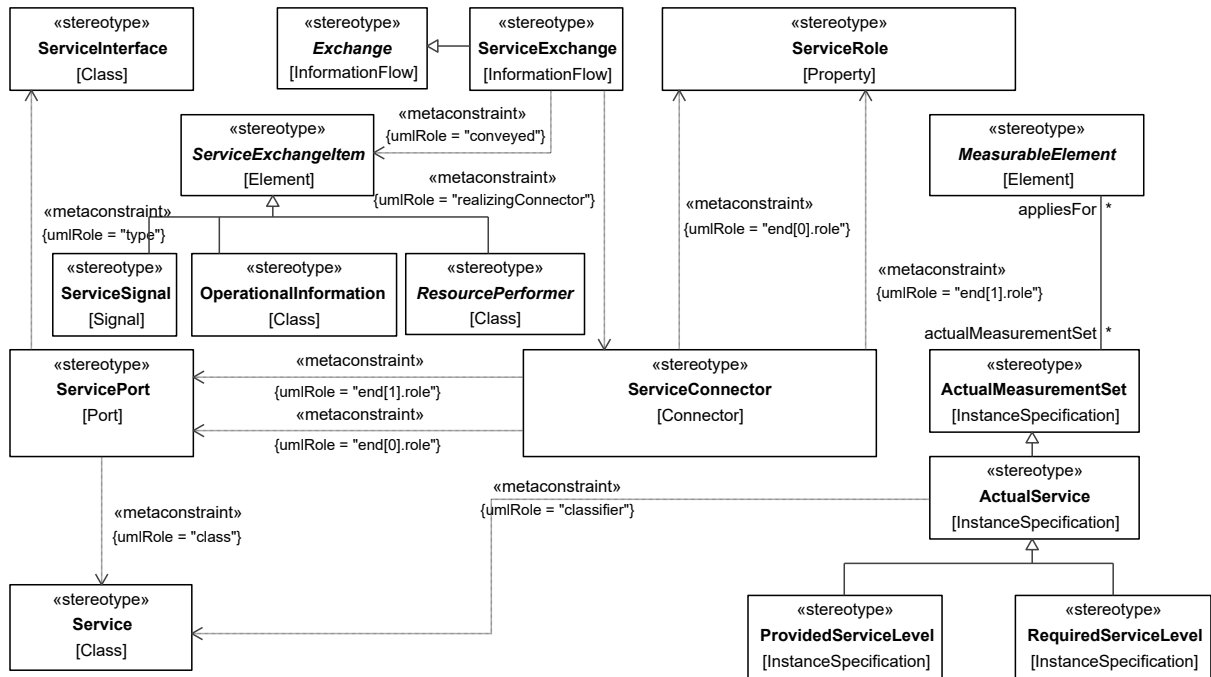


Figure 4:33 - Services Connectivity Elements

- [ActualMeasurementSet](#)
- [ActualService](#)
- [Exchange](#)
- [MeasurableElement](#)
- [OperationalInformation](#)
- [ProvidedServiceLevel](#)
- [RequiredServiceLevel](#)
- [ResourcePerformer](#)
- [Service](#)
- [ServiceConnector](#)
- [ServiceExchange](#)
- [ServiceExchangeItem](#)
- [ServiceInterface](#)
- [ServicePort](#)
- [ServiceRole](#)
- [ServiceSignal](#)

View Specifications::Services::Processes

Stakeholders: Solution Providers, Systems Engineers, Software Architects, Business Architects.

Concerns: the behavior of a service in terms of the operational activities it is expected to support.

Definition: provides detailed information regarding the allocation of service functions to services, and data flows between service functions.

Recommended Implementation: SysML Activity Diagram, BPMN Process Diagram, SysML Block Definition Diagram.

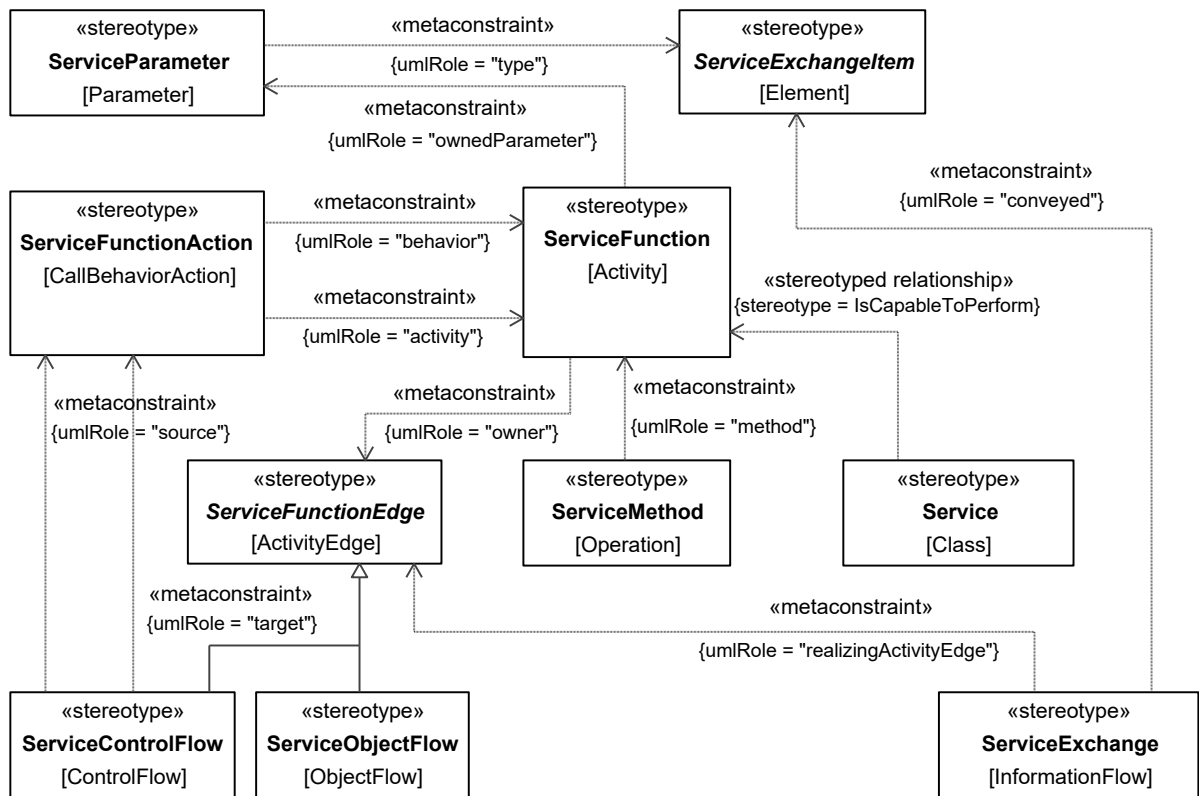


Figure 4:34 - Services Processes

Elements

- [Service](#)
- [ServiceControlFlow](#)
- [ServiceExchange](#)
- [ServiceExchangeItem](#)
- [ServiceFunction](#)
- [ServiceFunctionAction](#)
- [ServiceFunctionEdge](#)
- [ServiceMethod](#)
- [ServiceObjectFlow](#)
- [ServiceParameter](#)

View Specifications::**Services::States**

Stakeholders: Solution Providers, Systems Engineers, Software Architects, Business Architects.

Concerns: the behavior of a service in terms of states and events causing transitions between states.

Definition: specifies the possible states a service may have, and the possible transitions between those states.

Recommended Implementation: SysML State Machine Diagram.

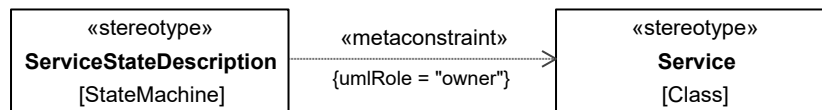


Figure 4:35 - Services States

Elements

- [Service](#)

- [ServiceStateDescription](#)

View Specifications::Services::Sequences

Stakeholders: Solution Providers, Systems Engineers, Software Architects, Business Architects.

Concerns: the behavior of a service in terms of expected time-ordered examination of the interactions between service roles.

Definition: specifies how service roles interact with each other, service providers and consumers, and the sequence and dependencies of those interactions.

Recommended Implementation: SysML Sequence Diagram.

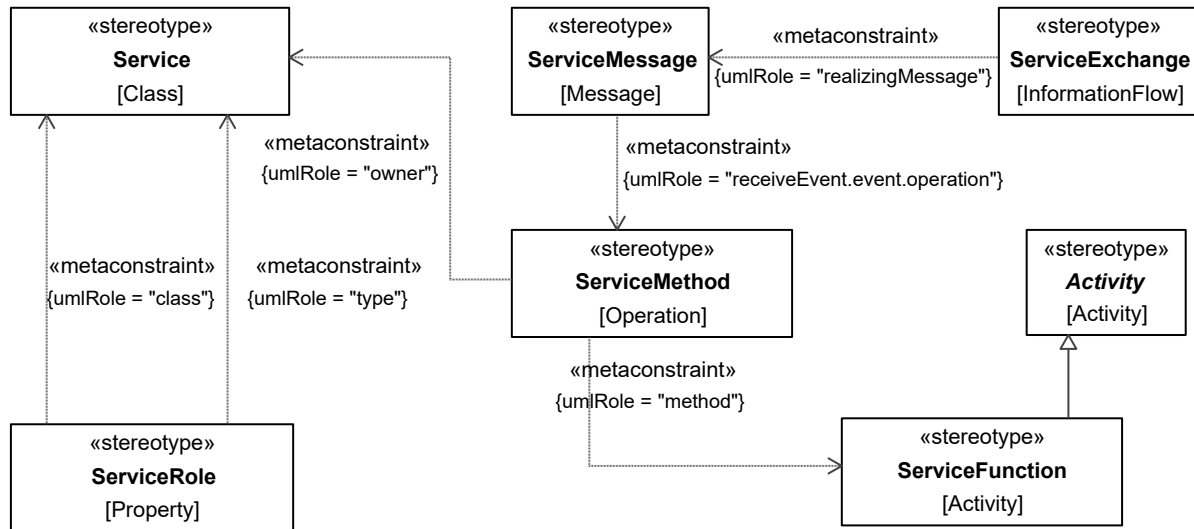


Figure 4:36 - Services Sequences

Elements

- [Activity](#)
- [Service](#)
- [ServiceExchange](#)
- [ServiceFunction](#)
- [ServiceMessage](#)
- [ServiceMethod](#)
- [ServiceRole](#)

View Specifications::Services::Constraints

Stakeholders: Solution Providers, Systems Engineers, Software Architects, Business Architects.

Concerns: service policies that apply to implementations of services.

Definition: specifies traditional textual service policies that are constraints on the way that services are implemented within resources. The addition of SysML parametrics provide a computational means of defining service policies across the enterprise or within a specific service configuration.

Recommended Implementation: tabular format, SysML Parametric Diagram.

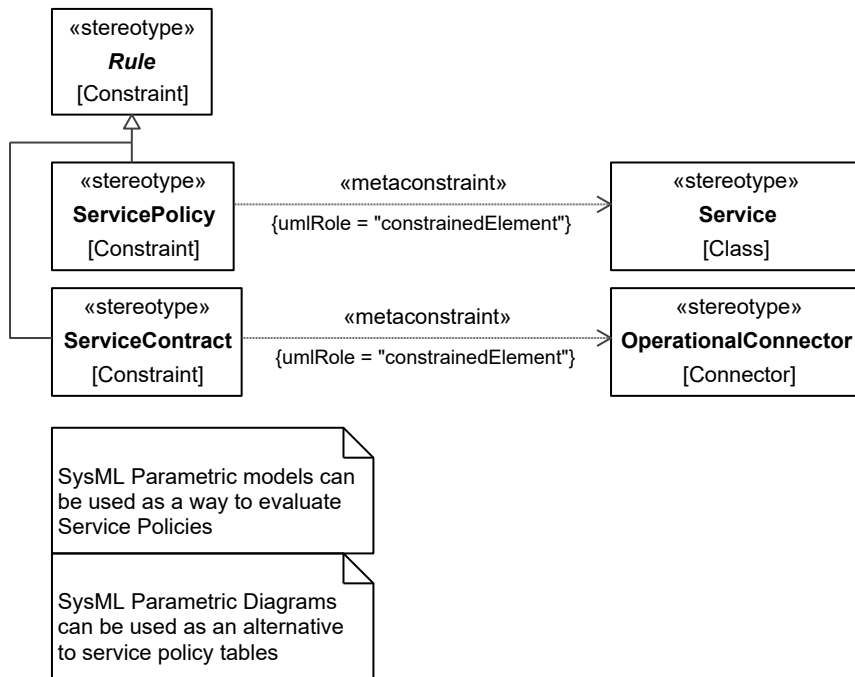


Figure 4:37 - Services Constraints

Elements

- [OperationalConnector](#)
- [Rule](#)
- [Service](#)
- [ServiceContract](#)
- [ServicePolicy](#)

View Specifications::Services::Roadmap

Stakeholders: Solution Providers, Systems Engineers, Software Architects, Business Architects.

Concerns: service changes over time.

Definition: provides an overview of how a service changes over time. It shows the combination of several services mapped against a timeline.

Recommended Implementation: timeline, SysML Block Definition Diagram, SysML Internal Block Diagram.

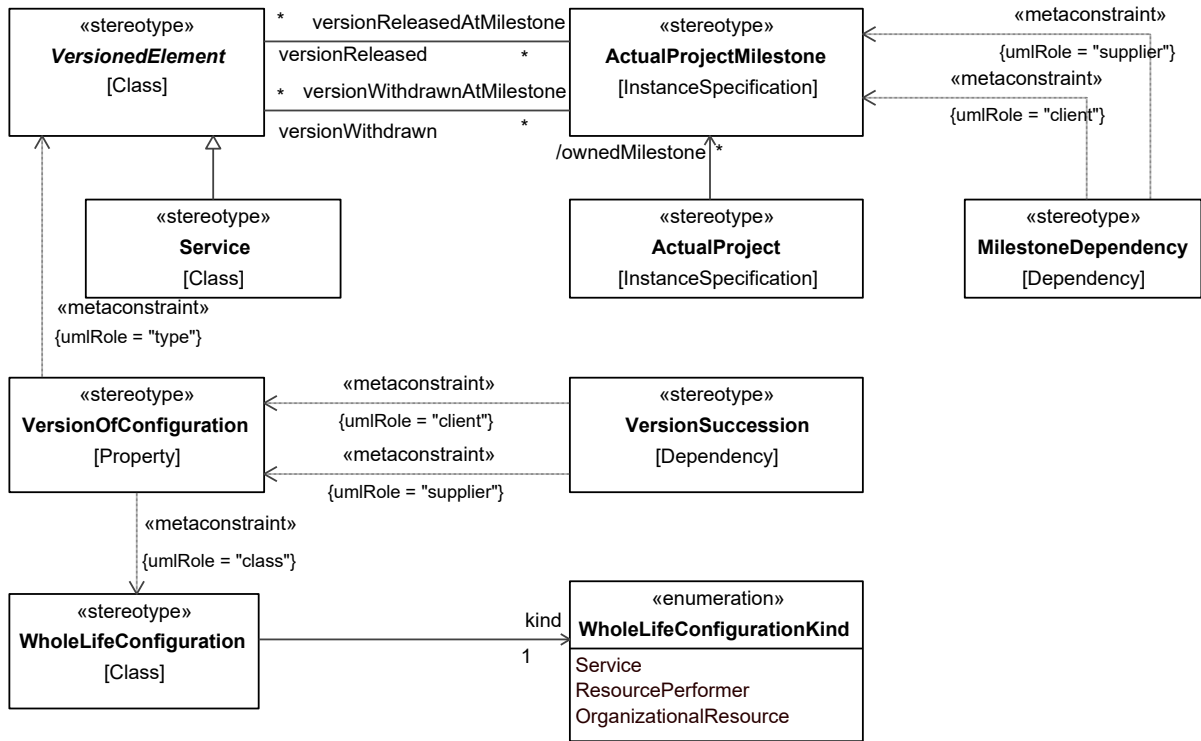


Figure 4:38 - Services Roadmap Elements

- [ActualProject](#)
- [ActualProjectMilestone](#)
- [MilestoneDependency](#)
- [Service](#)
- [VersionedElement](#)
- [VersionOfConfiguration](#)
- [VersionSuccession](#)
- [WholeLifeConfiguration](#)
- [WholeLifeConfigurationKind](#)

View Specifications::Services::Traceability

Stakeholders: Solution Providers, Systems Engineers, Software Architects, Business Architects.

Concerns: traceability between operational activities and services that support them.

Definition: depicts the mapping of services to operational activities and how services contribute to the achievement of a capability.

Recommended Implementation: tabular or matrix format.

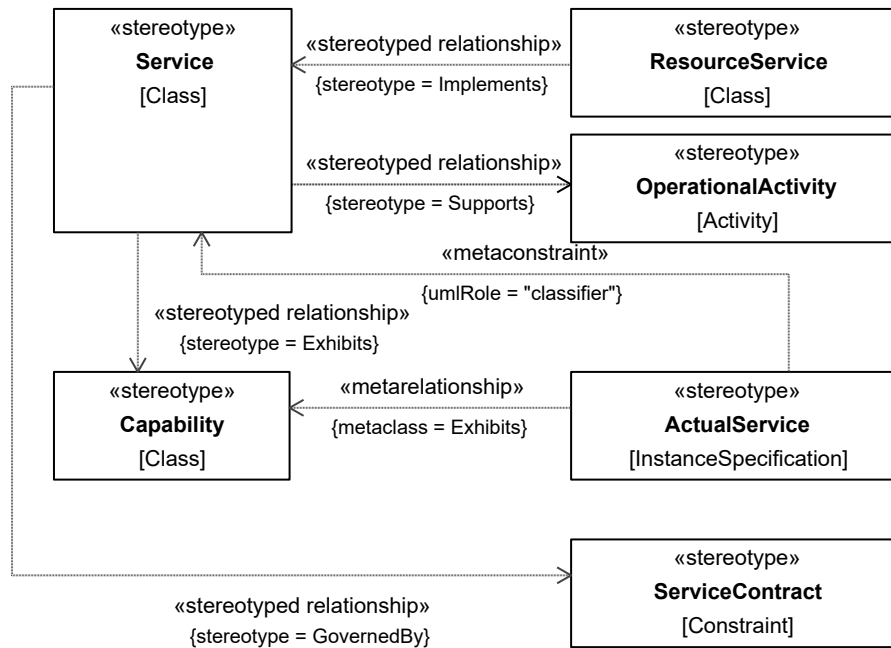


Figure 4:39 - Services Traceability

Elements

- [ActualService](#)
- [Capability](#)
- [OperationalActivity](#)
- [ResourceService](#)
- [Service](#)
- [ServiceContract](#)

4.1.6 View Specifications::Personnel

Stakeholders: Human resources, Solution Providers, PMs.

Concerns: human factors.

Definition: aims to clarify the role of Human Factors (HF) when creating architectures in order to facilitate both Human Factors Integration (HFI) and systems engineering (SE).

View Specifications::Personnel::Taxonomy

Stakeholders: Human resources, Solution Providers, PMs.

Concerns: organizational resource types.

Definition: shows the taxonomy of types of organizational resources.

Recommended Implementation: SysML Block Definition Diagram.

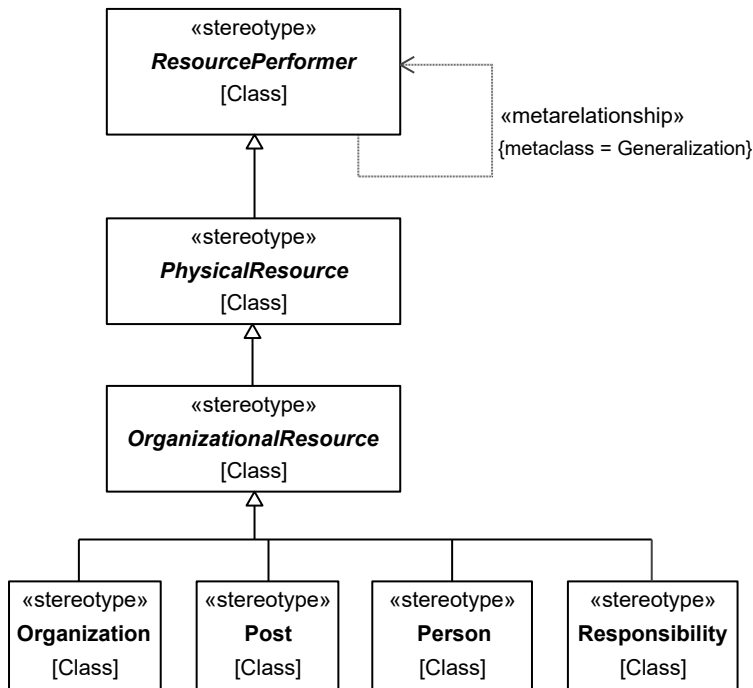


Figure 4:40 - Personnel Taxonomy

Elements

- [Organization](#)
- [OrganizationalResource](#)
- [Person](#)
- [PhysicalResource](#)
- [Post](#)
- [ResourcePerformer](#)
- [Responsibility](#)

View Specifications::Personnel::Structure

Stakeholders: Human resources, Solution Providers, PMs.

Concerns: typical organizational structure used to support a capability(ies).

Definition: shows organizational structures and possible interactions between organizational resources.

Recommended Implementation: SysML Block Definition Diagram, SysML Internal Block Diagram.

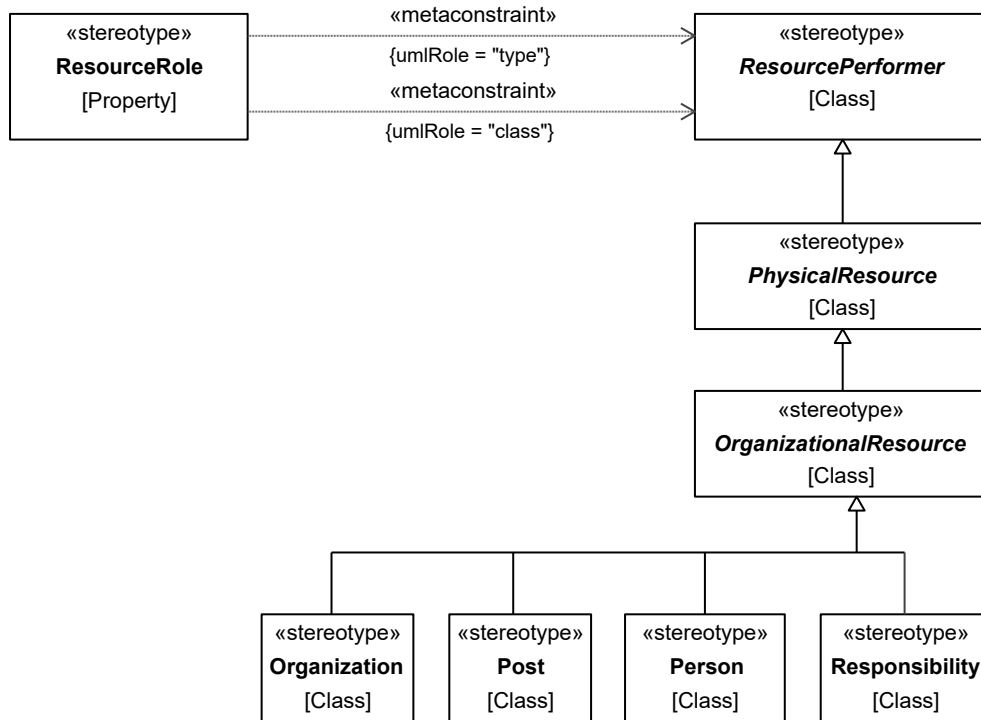


Figure 4:41 - Personnel Structure Elements

- [Organization](#)
- [OrganizationalResource](#)
- [Person](#)
- [PhysicalResource](#)
- [Post](#)
- [ResourcePerformer](#)
- [ResourceRole](#)
- [Responsibility](#)

View Specifications::Personnel::Connectivity

Stakeholders: Solution providers.

Concerns: interaction of organizational resources.

Definition: captures the possible interactions between organizational resources, including command and control relationships. Interactions typically illustrate the fundamental roles and management responsibilities.

Recommended Implementation: tabular format.

- [ResourceExchangeItem](#)
- [ResourceInformation](#)
- [ResourceParameter](#)
- [ResourcePerformer](#)
- [ResourceRole](#)

View Specifications::**Personnel::States**

Stakeholders: Systems Engineers, Software Engineers.

Concerns: capture state-based behavior of an organizational resource.

Definition: it is a graphical representation of states of an organizational resource and how that organizational resource responds to various events and actions.

Recommended Implementation: SysML State Machine Diagram.

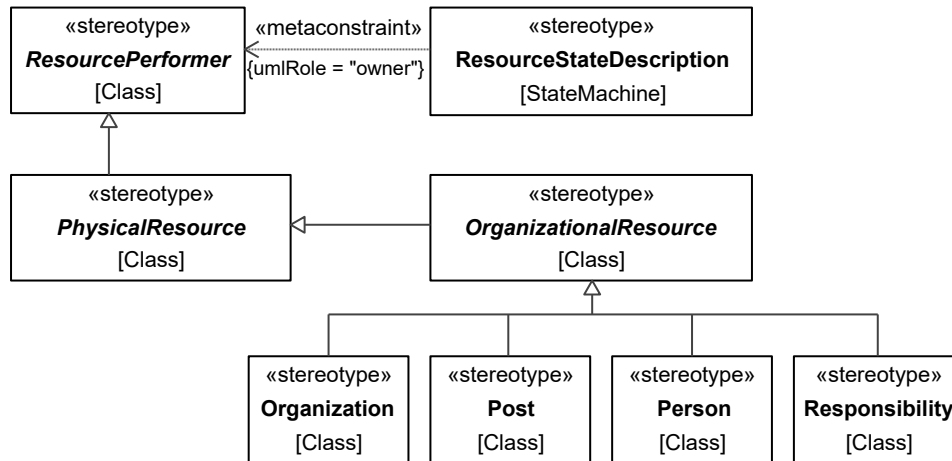


Figure 4:44 - Personnel States

Elements

- [Organization](#)
- [OrganizationalResource](#)
- [Person](#)
- [PhysicalResource](#)
- [Post](#)
- [ResourcePerformer](#)
- [ResourceStateDescription](#)
- [Responsibility](#)

View Specifications::**Personnel::Sequences**

Stakeholders: Software Engineers, Systems Engineers.

Concerns: interactions between organizational resources (roles).

Definition: provides a time-ordered examination of the interactions between organizational resources.

Recommended Implementation: SysML Sequence Diagram, BPMN Collaboration Diagram.

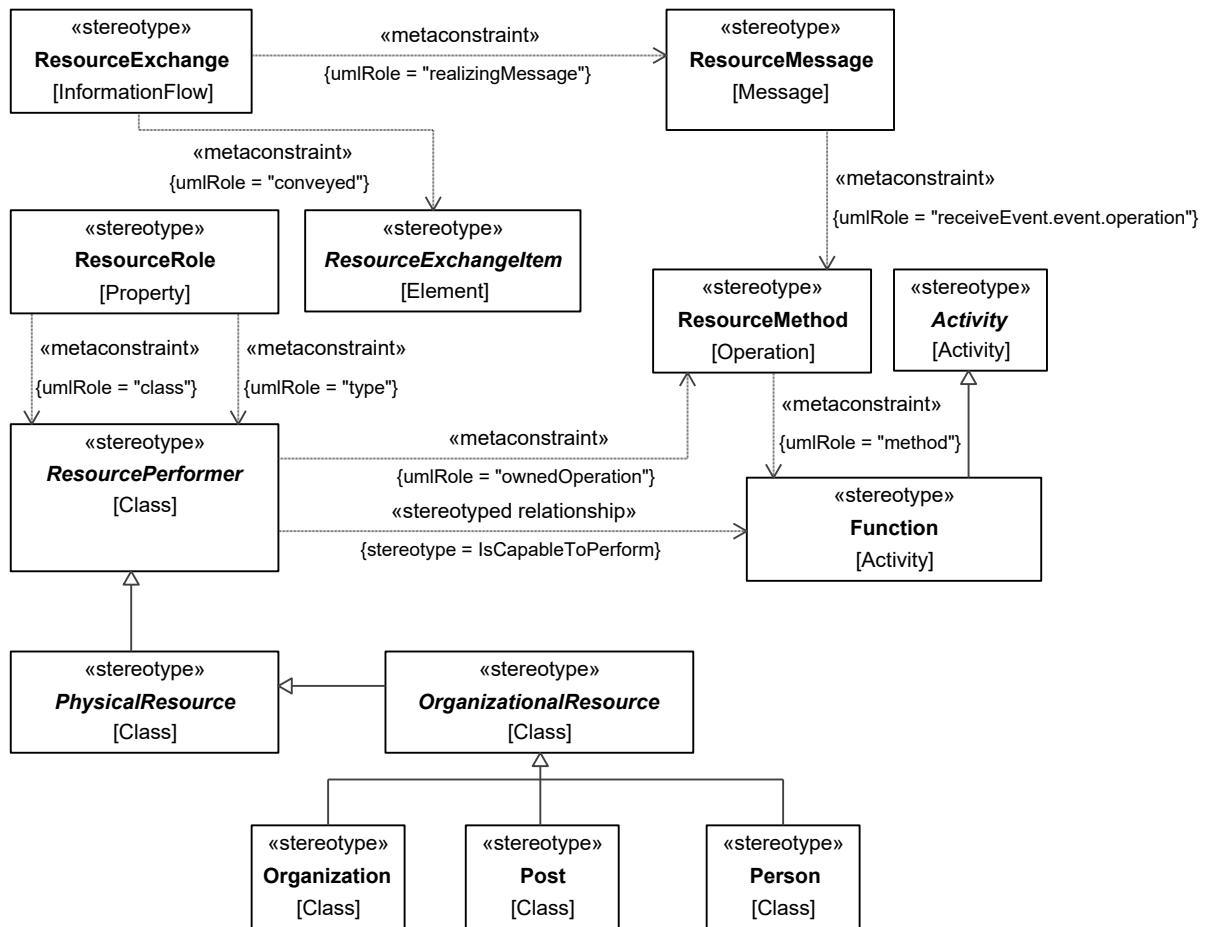


Figure 4:45 - Personnel Sequences

Elements

- [Activity](#)
- [Function](#)
- [Organization](#)
- [OrganizationalResource](#)
- [Person](#)
- [PhysicalResource](#)
- [Post](#)
- [ResourceExchange](#)
- [ResourceExchangeItem](#)
- [ResourceMessage](#)
- [ResourceMethod](#)
- [ResourcePerformer](#)
- [ResourceRole](#)

View Specifications::Personnel::Constraints

Stakeholders: Systems engineers, Solution providers.

Concerns: allocation of competencies to actual posts.

Definition: specifies requirements for actual organizational resources – by linking competencies and actual posts.

Recommended Implementation: SysML Block Definition Diagram.

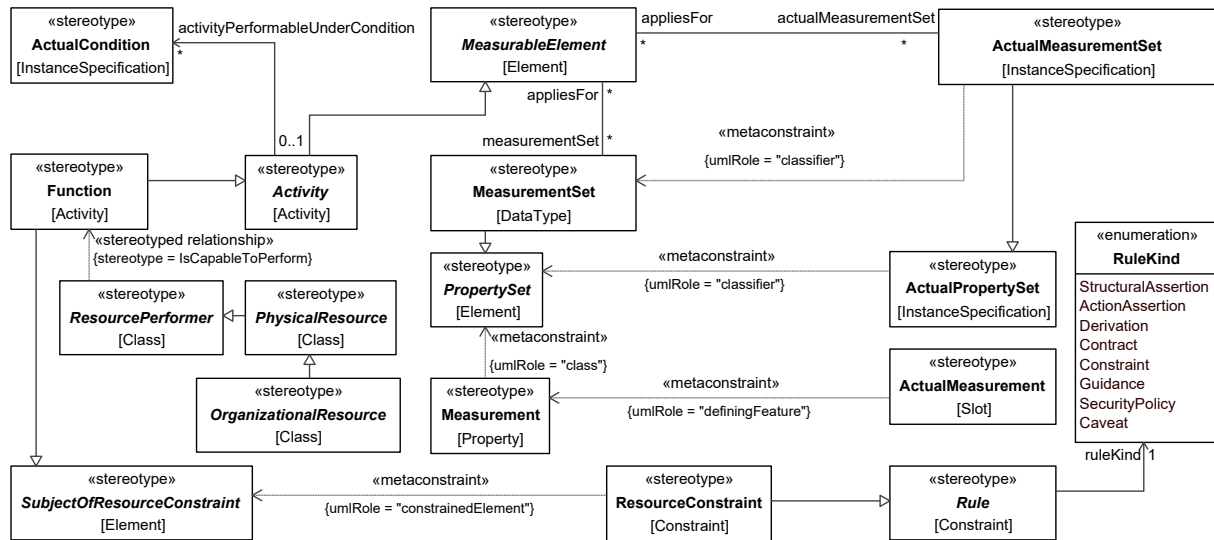


Figure 4:47 - Personnel Constraints: Drivers

Elements

- [Activity](#)
- [ActualCondition](#)
- [ActualMeasurement](#)
- [ActualMeasurementSet](#)
- [ActualPropertySet](#)
- [Function](#)
- [MeasurableElement](#)
- [Measurement](#)
- [MeasurementSet](#)
- [OrganizationalResource](#)
- [PhysicalResource](#)
- [PropertySet](#)
- [ResourceConstraint](#)
- [ResourcePerformer](#)
- [Rule](#)
- [RuleKind](#)
- [SubjectOfResourceConstraint](#)

Stakeholders: Human resources, solution providers.

Concerns: how well an actual organizational resource matches the needs of the actual organization.

Definition: provides a repository for human-related measures (i.e., quality objectives and performance criteria (HFI values)), targets and competences.

Recommended Implementation: SysML Block Definition Diagram.

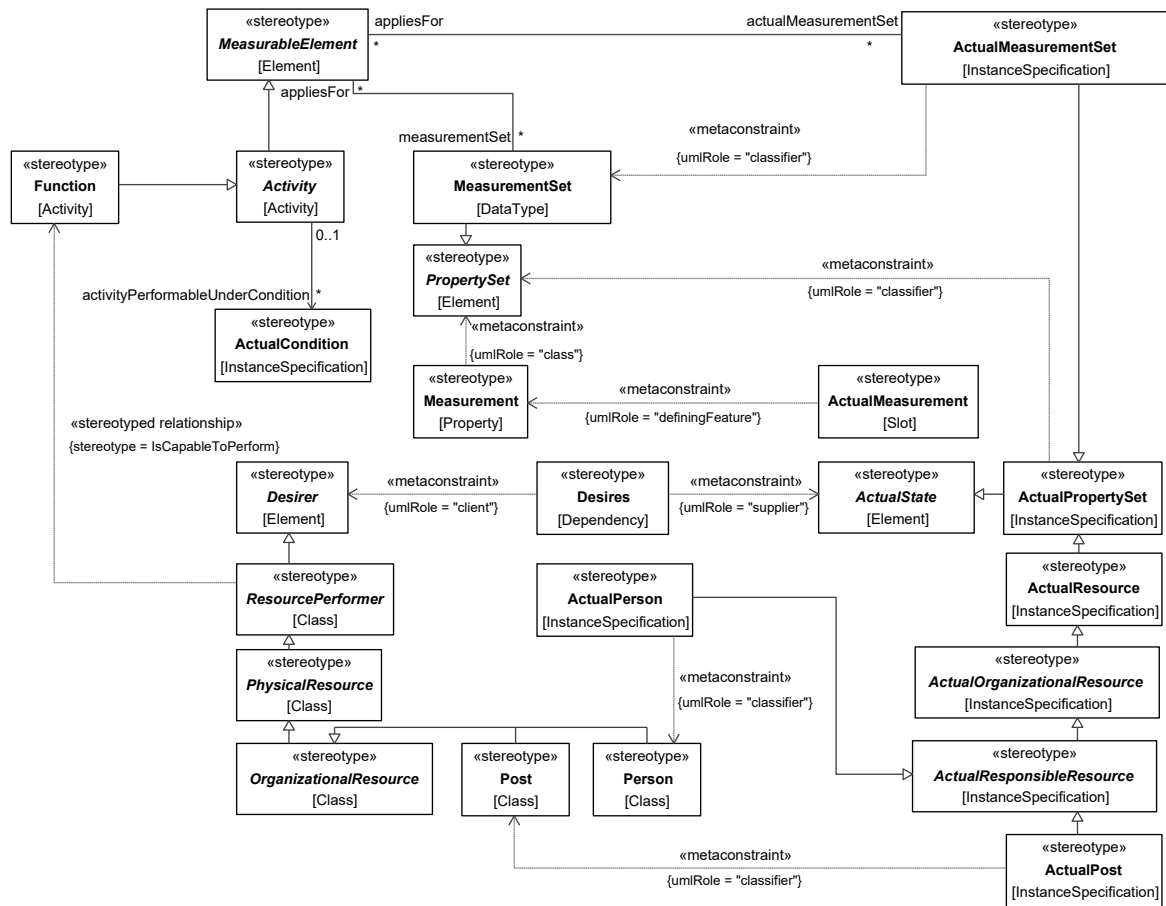


Figure 4:48 - Personnel Constraints: Performance Elements

- [Activity](#)
- [ActualCondition](#)
- [ActualMeasurement](#)
- [ActualMeasurementSet](#)
- [ActualOrganizationalResource](#)
- [ActualPerson](#)
- [ActualPost](#)
- [ActualPropertySet](#)
- [ActualResource](#)
- [ActualResponsibleResource](#)
- [ActualState](#)
- [Desirer](#)
- [Desires](#)
- [Function](#)
- [MeasurableElement](#)
- [Measurement](#)
- [MeasurementSet](#)
- [OrganizationalResource](#)
- [Person](#)
- [PhysicalResource](#)
- [Post](#)
- [PropertySet](#)

- [ResourcePerformer](#)

View Specifications::Personnel::Roadmap

Stakeholders: Human Resources, Training, Logisticians, Solution Providers.

Concerns: the staffing and training of resources.

Definition: defines the requirements and functions to ensure that actual persons with the right competencies, and in the right numbers, are available to fulfill actual posts.

Recommended Implementation: Timeline, SysML Block Definition Diagram.

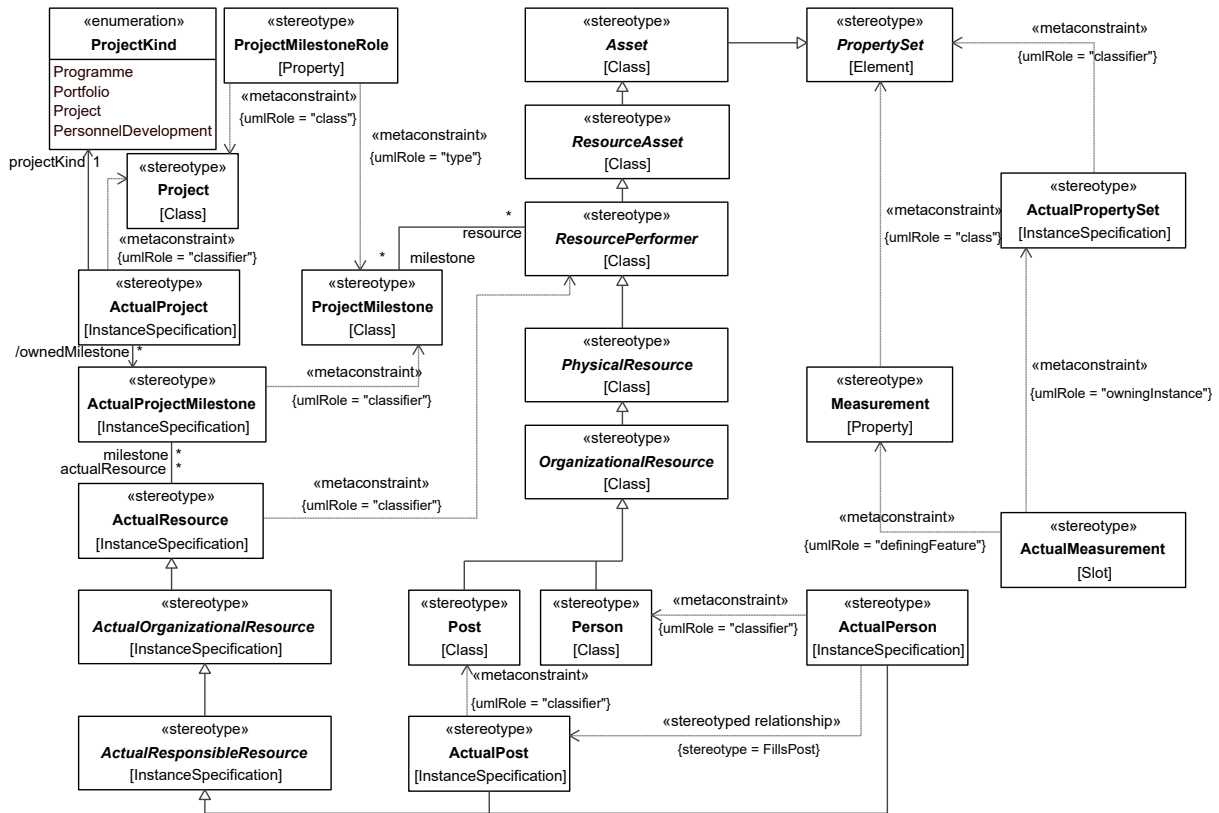


Figure 4:49 - Personnel Roadmap: Availability Elements

- [ActualMeasurement](#)
- [ActualOrganizationalResource](#)
- [ActualPerson](#)
- [ActualPost](#)
- [ActualProject](#)
- [ActualProjectMilestone](#)
- [ActualPropertySet](#)
- [ActualResource](#)
- [ActualResponsibleResource](#)
- [Asset](#)
- [Measurement](#)
- [OrganizationalResource](#)
- [Person](#)
- [PhysicalResource](#)
- [Post](#)
- [Project](#)
- [ProjectKind](#)

- [ProjectMilestone](#)
- [ProjectMilestoneRole](#)
- [PropertySet](#)
- [ResourceAsset](#)
- [ResourcePerformer](#)

Stakeholders: Human resources, Solution Providers.

Concerns: organizational structure changes over time.

Definition: provides an overview of how an organizational structure changes over time. It shows the structure of several organizational structures mapped against a timeline.

Recommended Implementation: timeline, SysML Block Definition Diagram, SysML Internal Block Diagram.

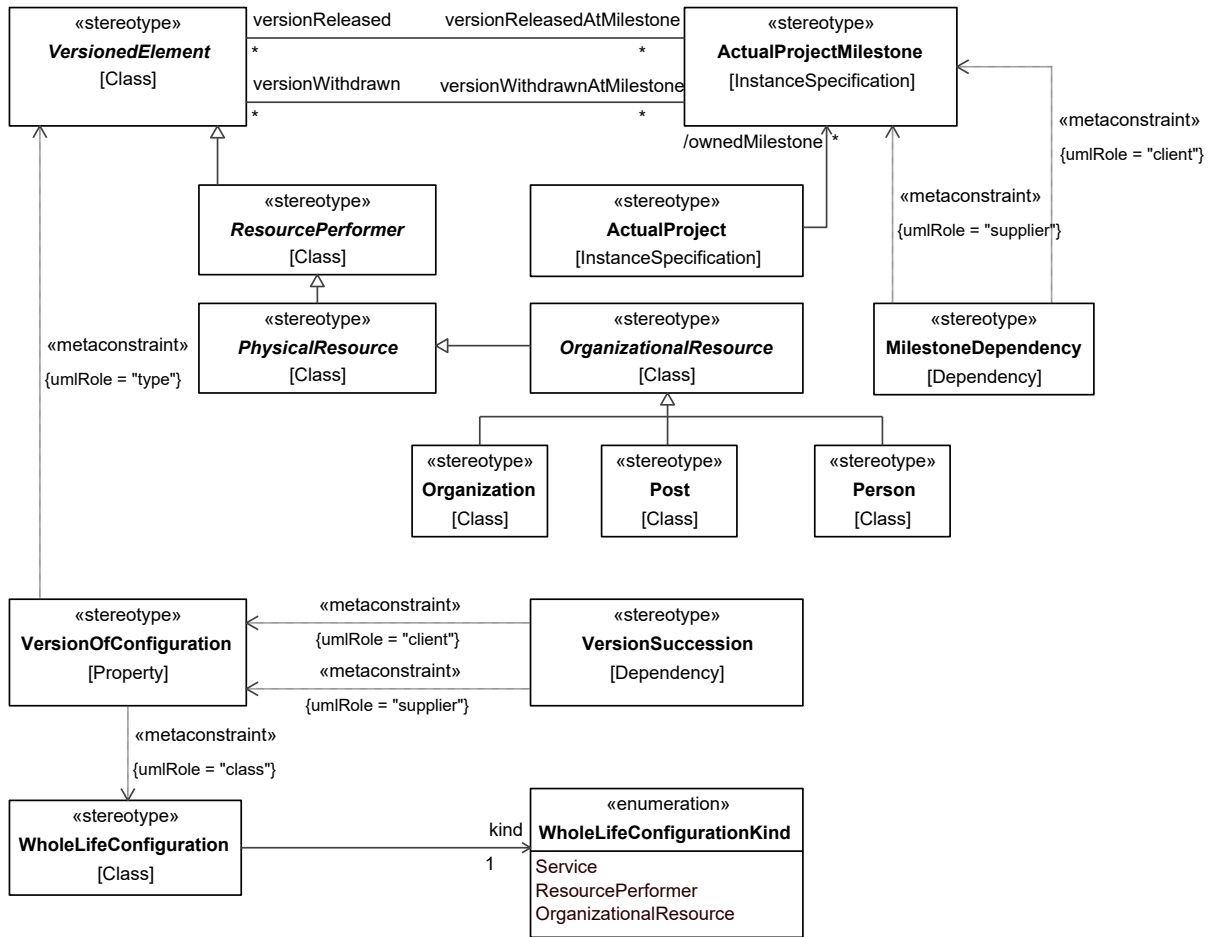


Figure 4:50 - Personnel Roadmap: Evolution

Elements

- [ActualProject](#)
- [ActualProjectMilestone](#)
- [MilestoneDependency](#)
- [Organization](#)
- [OrganizationalResource](#)
- [Person](#)
- [PhysicalResource](#)
- [Post](#)
- [ResourcePerformer](#)
- [VersionedElement](#)

- [VersionOfConfiguration](#)
- [VersionSuccession](#)
- [WholeLifeConfiguration](#)
- [WholeLifeConfigurationKind](#)

Stakeholders: Human resources, Logisticians, Solution Providers.

Concerns: competencies and skills forecast.

Definition: defines the underlying current and expected supporting competencies and skills of organizational resources.

Recommended Implementation: timeline, tabular format, SysML Block Definition Diagram.

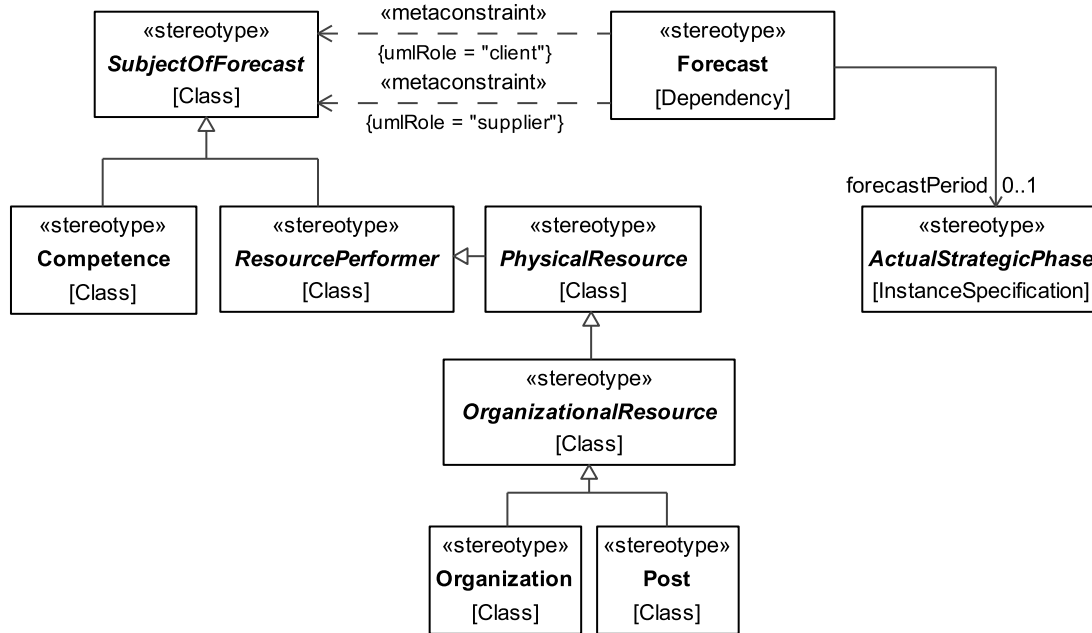


Figure 4:51 - Personnel Roadmap: Forecast

Elements

- [ActualStrategicPhase](#)
- [Competence](#)
- [Forecast](#)
- [Organization](#)
- [OrganizationalResource](#)
- [PhysicalResource](#)
- [Post](#)
- [ResourcePerformer](#)
- [SubjectOfForecast](#)

View Specifications::Personnel::Traceability

Stakeholders: Systems Engineers, Enterprise Architects, Solution Providers, Business Architects.

Concerns: traceability between operational activities and functions that implements them.

Definition: depicts the mapping of functions (performed by organizational resources) to operational activities and thus identifies the transformation of an operational need into a purposeful function performed by an organizational resource or solution.

Recommended Implementation: Matrix format, SysML Block Definition Diagram.

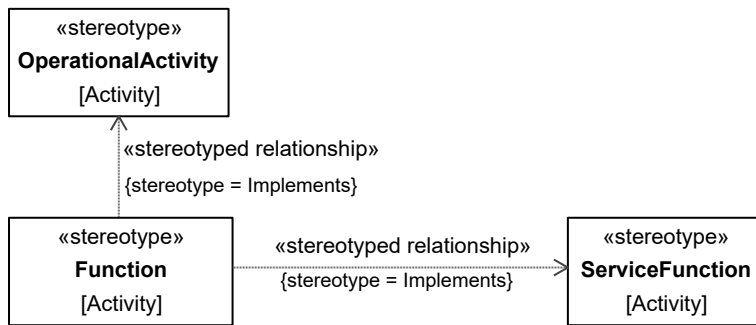


Figure 4:52 - Personnel Traceability

Elements

- [Function](#)
- [OperationalActivity](#)
- [ServiceFunction](#)

4.1.7 View Specifications::Resources

Stakeholders: Systems Engineers, Resource Owners, Implementers, Solution Providers, IT Architects.

Concerns: definition of solution architectures to implement operational requirements.

Definition: captures a solution architecture consisting of resources, e.g., organizational, software, artifacts, capability configurations, natural resources that implement the operational requirements. Further design of a resource is typically detailed in SysML or UML.

View Specifications::Resources::Taxonomy

Stakeholders: Solution Providers, Systems Engineers, IT Architects, Implementers.

Concerns: resource types.

Definition: shows the taxonomy of types of resources.

Recommended Implementation: SysML Block Definition Diagram.

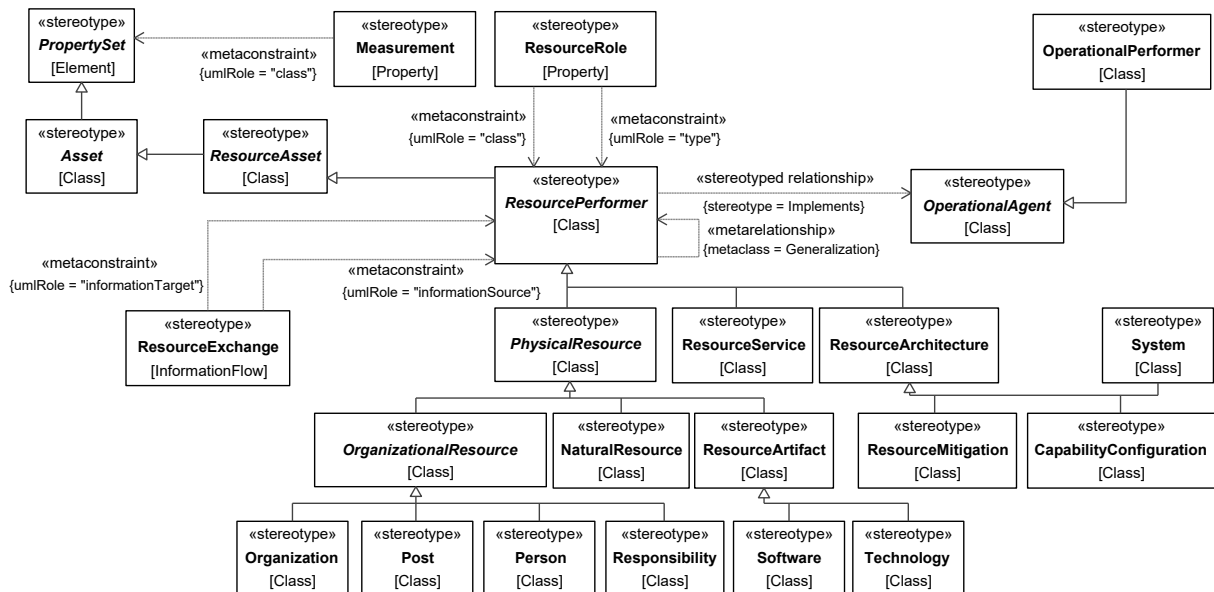


Figure 4:53 - Resources Taxonomy

Elements

- [Asset](#)

- [CapabilityConfiguration](#)
- [Measurement](#)
- [NaturalResource](#)
- [OperationalAgent](#)
- [OperationalPerformer](#)
- [Organization](#)
- [OrganizationalResource](#)
- [Person](#)
- [PhysicalResource](#)
- [Post](#)
- [PropertySet](#)
- [ResourceArchitecture](#)
- [ResourceArtifact](#)
- [ResourceAsset](#)
- [ResourceExchange](#)
- [ResourceMitigation](#)
- [ResourcePerformer](#)
- [ResourceRole](#)
- [ResourceService](#)
- [Responsibility](#)
- [Software](#)
- [System](#)
- [Technology](#)

View Specifications::Resources::Structure

Stakeholders: Systems Engineers, Resource Owners, Implementers, Solution Providers.

Concerns: reference the resource structure, connectors and interfaces in a specific context.

Definition: defines the physical resources, e.g., capability configuration(s)/system(s) and interactions necessary to implement a specific set of OperationalPerformer(s). Can be used to represent communications networks and pathways that link communications resources and provides details regarding their configuration.

Recommended Implementation: SysML Internal Block Diagram, SysML Block Definition Diagram.

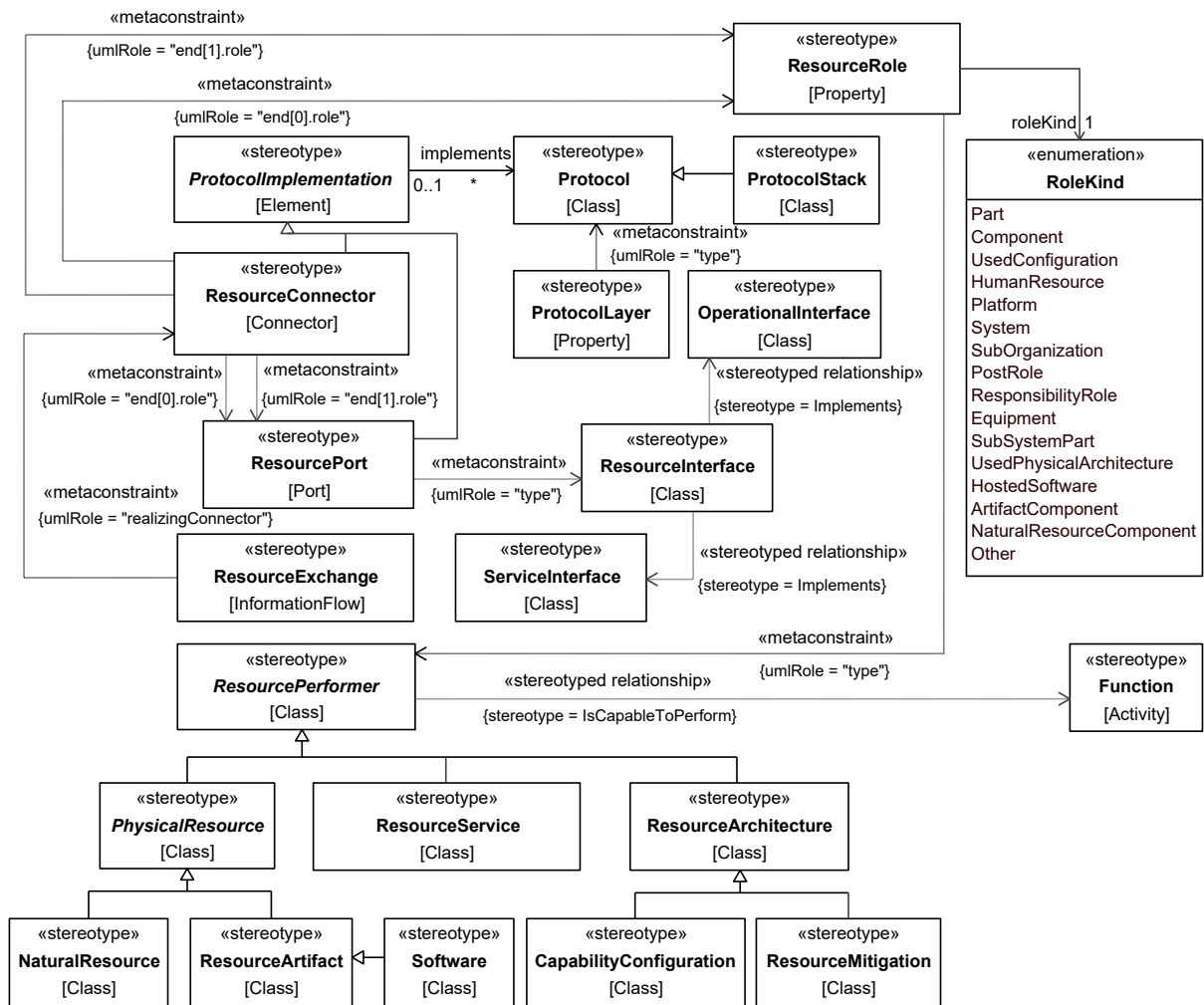


Figure 4:54 - Resources Structure Elements

- [CapabilityConfiguration](#)
- [Function](#)
- [NaturalResource](#)
- [OperationalInterface](#)
- [PhysicalResource](#)
- [Protocol](#)
- [ProtocolImplementation](#)
- [ProtocolLayer](#)
- [ProtocolStack](#)
- [ResourceArchitecture](#)
- [ResourceArtifact](#)
- [ResourceConnector](#)
- [ResourceExchange](#)
- [ResourceInterface](#)
- [ResourceMitigation](#)
- [ResourcePerformer](#)
- [ResourcePort](#)
- [ResourceRole](#)
- [ResourceService](#)

- [RoleKind](#)
- [ServiceInterface](#)
- [Software](#)

View Specifications::Resources::Connectivity

Stakeholders: Systems Engineers, IT Architects, Solution Providers, Implementers.

Concerns: capture the interactions between resources.

Definition: summarizes interactions between resources of information, systems, personnel, natural resources etc. and the functions that produce and consume them. Measurements can optionally be included.

Recommended Implementation: SysML Internal Block Diagram, tabular format.

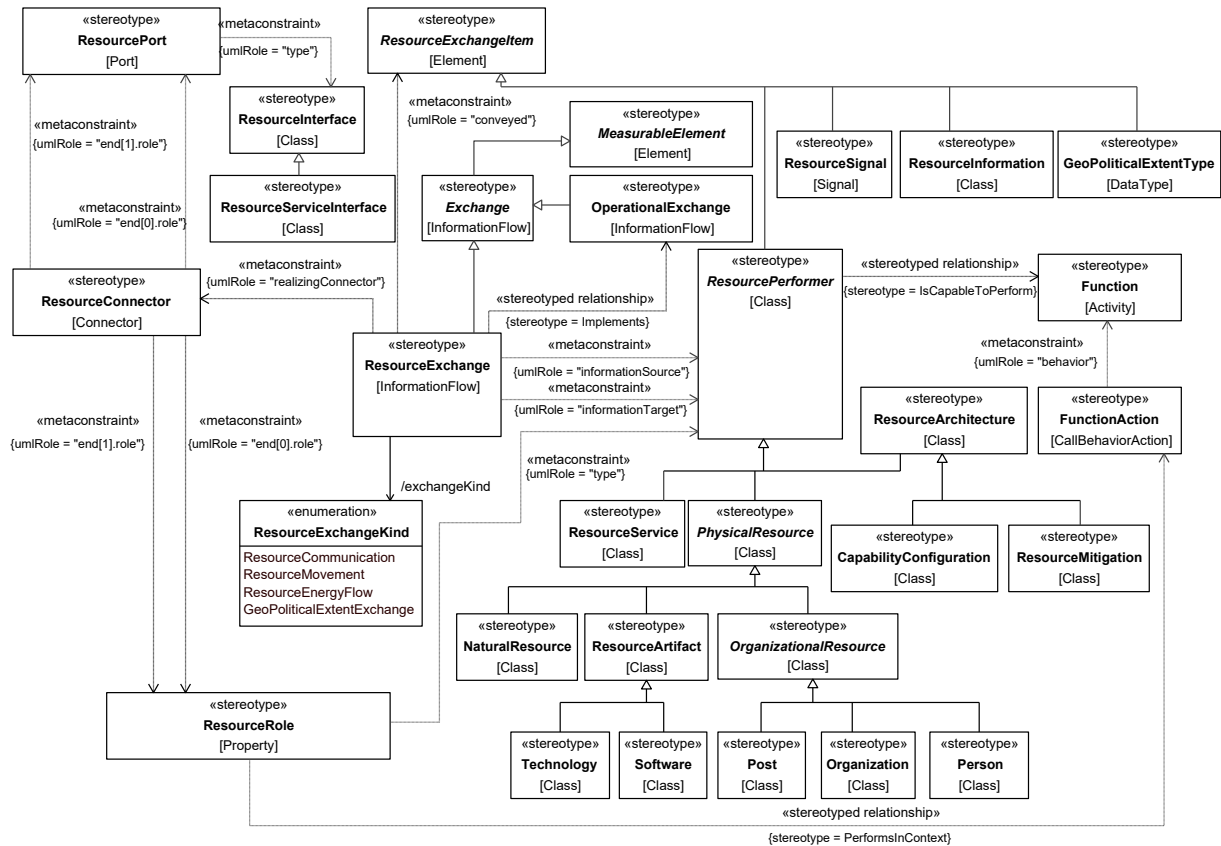


Figure 4:55 - Resources Connectivity

Elements

- [CapabilityConfiguration](#)
- [Exchange](#)
- [Function](#)
- [FunctionAction](#)
- [GeoPoliticalExtentType](#)
- [MeasurableElement](#)
- [NaturalResource](#)
- [OperationalExchange](#)
- [Organization](#)
- [OrganizationalResource](#)
- [Person](#)
- [PhysicalResource](#)
- [Post](#)
- [ResourceArchitecture](#)

- [ResourceArtifact](#)
- [ResourceConnector](#)
- [ResourceExchange](#)
- [ResourceExchangeItem](#)
- [ResourceExchangeKind](#)
- [ResourceInformation](#)
- [ResourceInterface](#)
- [ResourceMitigation](#)
- [ResourcePerformer](#)
- [ResourcePort](#)
- [ResourceRole](#)
- [ResourceService](#)
- [ResourceServiceInterface](#)
- [ResourceSignal](#)
- [Software](#)
- [Technology](#)

View Specifications::Resources::Processes

Stakeholders: Solution Providers, Systems Engineers, IT Architects.

Concerns: captures activity based behavior and flows.

Definition: describes the functions that are normally conducted in the course of implementing operational activity(ies) in support of capability(ies). It describes the functions, their Inputs/Outputs, function actions and flows between them.

Recommended Implementation: SysML Activity Diagram, SysML Block Definition Diagram.

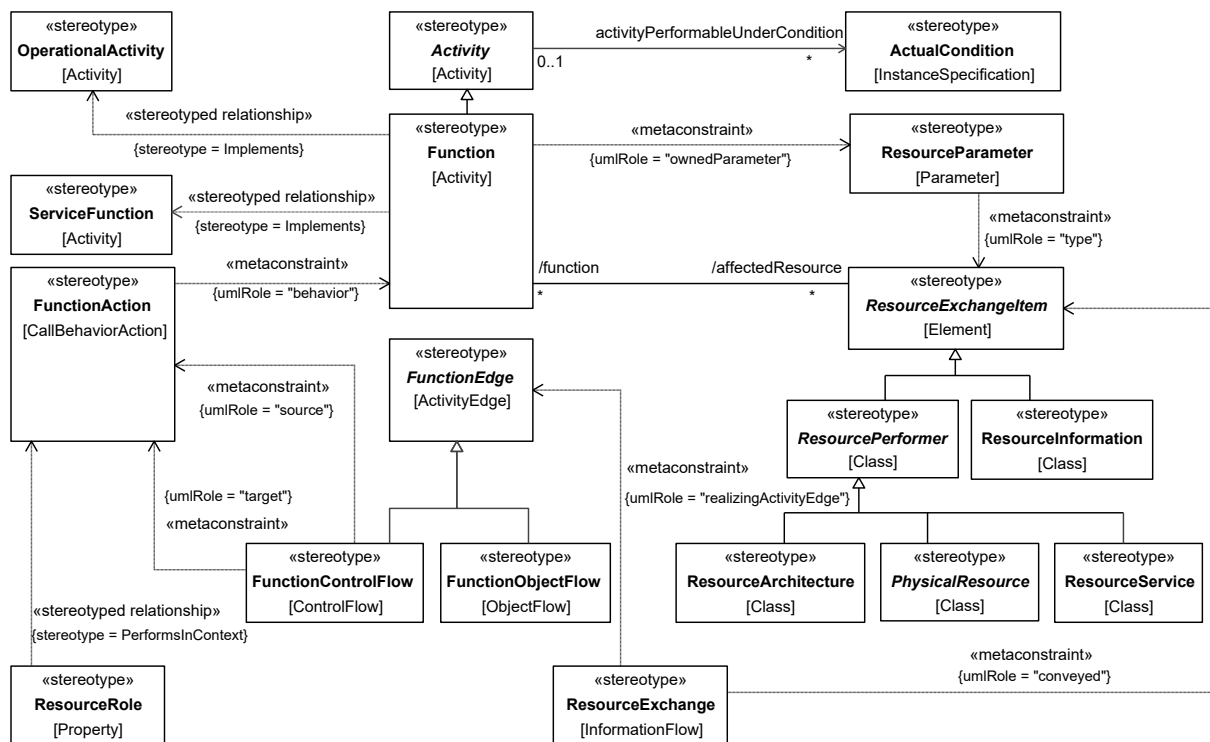


Figure 4:56 - Resources Processes

Elements

- [Activity](#)
- [ActualCondition](#)
- [Function](#)
- [FunctionAction](#)

- [FunctionControlFlow](#)
- [FunctionEdge](#)
- [FunctionObjectFlow](#)
- [OperationalActivity](#)
- [PhysicalResource](#)
- [ResourceArchitecture](#)
- [ResourceExchange](#)
- [ResourceExchangeItem](#)
- [ResourceInformation](#)
- [ResourceParameter](#)
- [ResourcePerformer](#)
- [ResourceRole](#)
- [ResourceService](#)
- [ServiceFunction](#)

View Specifications::Resources::States

Stakeholders: Systems Engineers, Software Engineers.

Concerns: capture state-based behavior of a resource.

Definition: it is a graphical representation of states of a resource and how that resource responds to various events and actions.

Recommended Implementation: SysML State Machine Diagram.

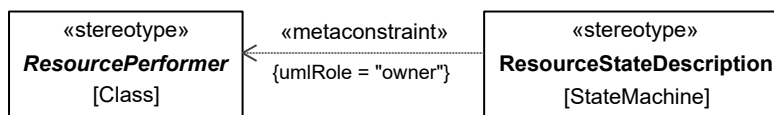


Figure 4:57 - Resources States

Elements

- [ResourcePerformer](#)
- [ResourceStateDescription](#)

View Specifications::Resources::Sequences

Stakeholders: Software Engineers, Systems Engineers.

Concerns: interactions between resources (roles).

Definition: provides a time-ordered examination of the interactions between resources.

Recommended Implementation: SysML Sequence Diagram.

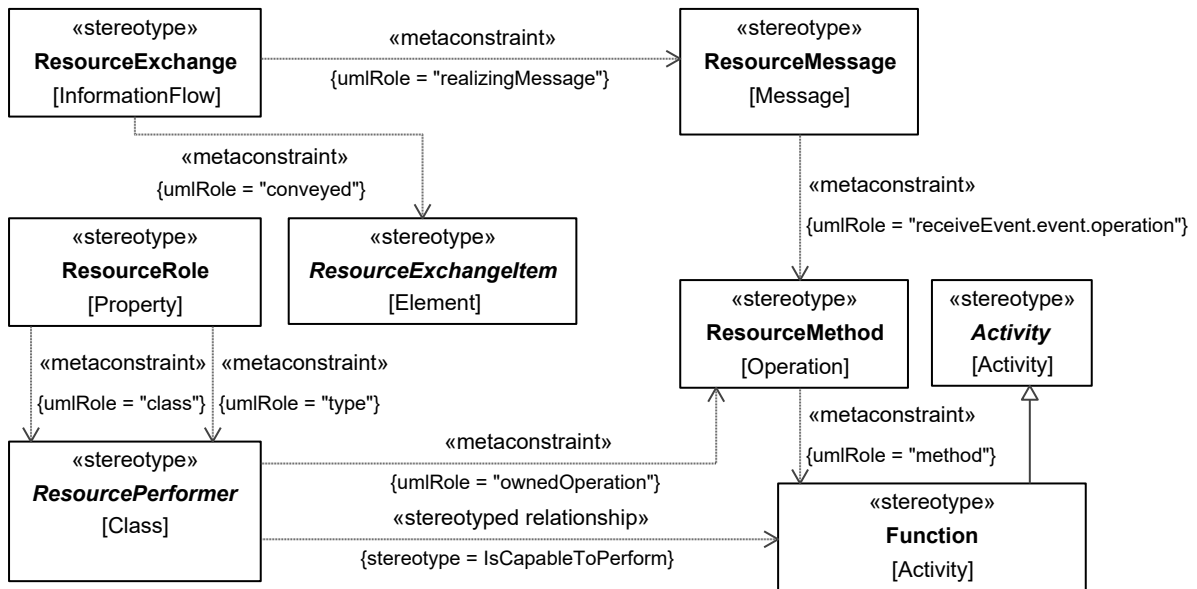


Figure 4:58 - Resources Sequences

Elements

- [Activity](#)
- [Function](#)
- [ResourceExchange](#)
- [ResourceExchangeItem](#)
- [ResourceMessage](#)
- [ResourceMethod](#)
- [ResourcePerformer](#)
- [ResourceRole](#)

View Specifications::Resources::Constraints

Stakeholders: Systems Engineers, IT Architects, Solution Providers, Implementers.

Concerns: define limitations, constraints and performance parameters for resources, their interactions, performed functions, and data.

Definition: specifies traditional textual rules/non-functional requirements that are constraints on resources, their interactions, performed functions, and data. The addition of SysML parametrics provide a computational means of defining resource constraints within a specific context.

Recommended Implementation: tabular format, SysML Block Definition Diagram, SysML Parametric Diagram, OCL.

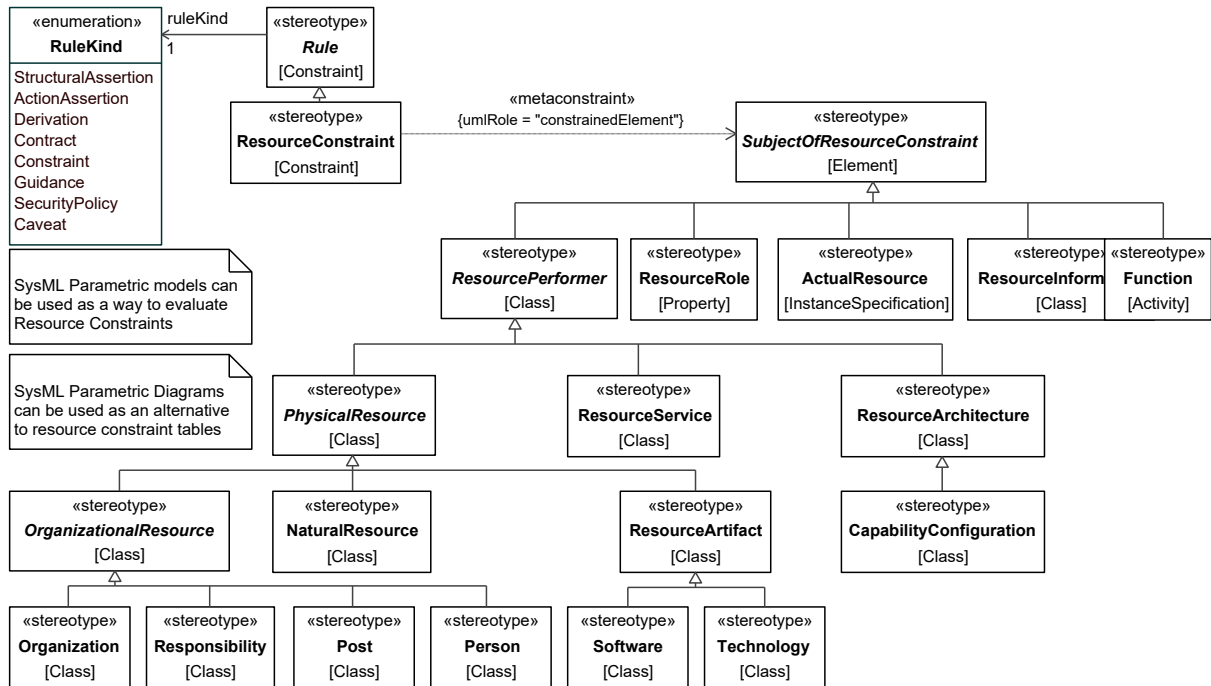


Figure 4:59 - Resources Constraints Elements

- [ActualResource](#)
- [CapabilityConfiguration](#)
- [Function](#)
- [NaturalResource](#)
- [Organization](#)
- [OrganizationalResource](#)
- [Person](#)
- [PhysicalResource](#)
- [Post](#)
- [ResourceArchitecture](#)
- [ResourceArtifact](#)
- [ResourceConstraint](#)
- [ResourceInformation](#)
- [ResourcePerformer](#)
- [ResourceRole](#)
- [ResourceService](#)
- [Responsibility](#)
- [Rule](#)
- [RuleKind](#)
- [Software](#)
- [SubjectOfResourceConstraint](#)
- [Technology](#)

View Specifications::Resources::Roadmap

Stakeholders: Systems Engineers, IT Architects, Solution Providers, Implementers.

Concerns: resource structure changes over time.

Definition: provides an overview of how a resource structure changes over time. It shows the structure of several resources mapped against a timeline.

Recommended Implementation: timeline, SysML Block Definition Diagram, SysML Internal Block Diagram.

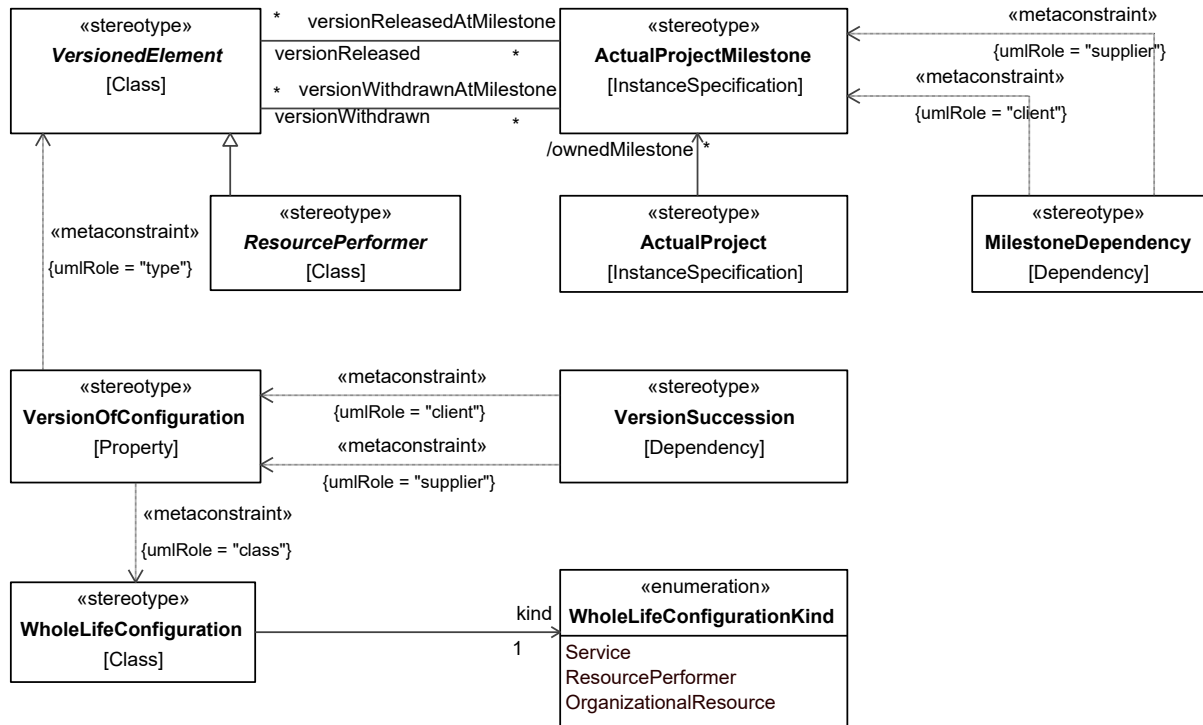


Figure 4:60 - Resources Roadmap: Evolution
Elements

- [ActualProject](#)
- [ActualProjectMilestone](#)
- [MilestoneDependency](#)
- [ResourcePerformer](#)
- [VersionedElement](#)
- [VersionOfConfiguration](#)
- [VersionSuccession](#)
- [WholeLifeConfiguration](#)
- [WholeLifeConfigurationKind](#)

Stakeholders: Solution Providers, Systems Engineers, IT Architects.

Concerns: technology forecast.

Definition: defines the underlying current and expected supporting technologies. Expected supporting technologies are those that can be reasonably forecast given the current state of technology, and expected improvements / trends.

Recommended Implementation: timeline, tabular format, SysML Block Definition Diagram.

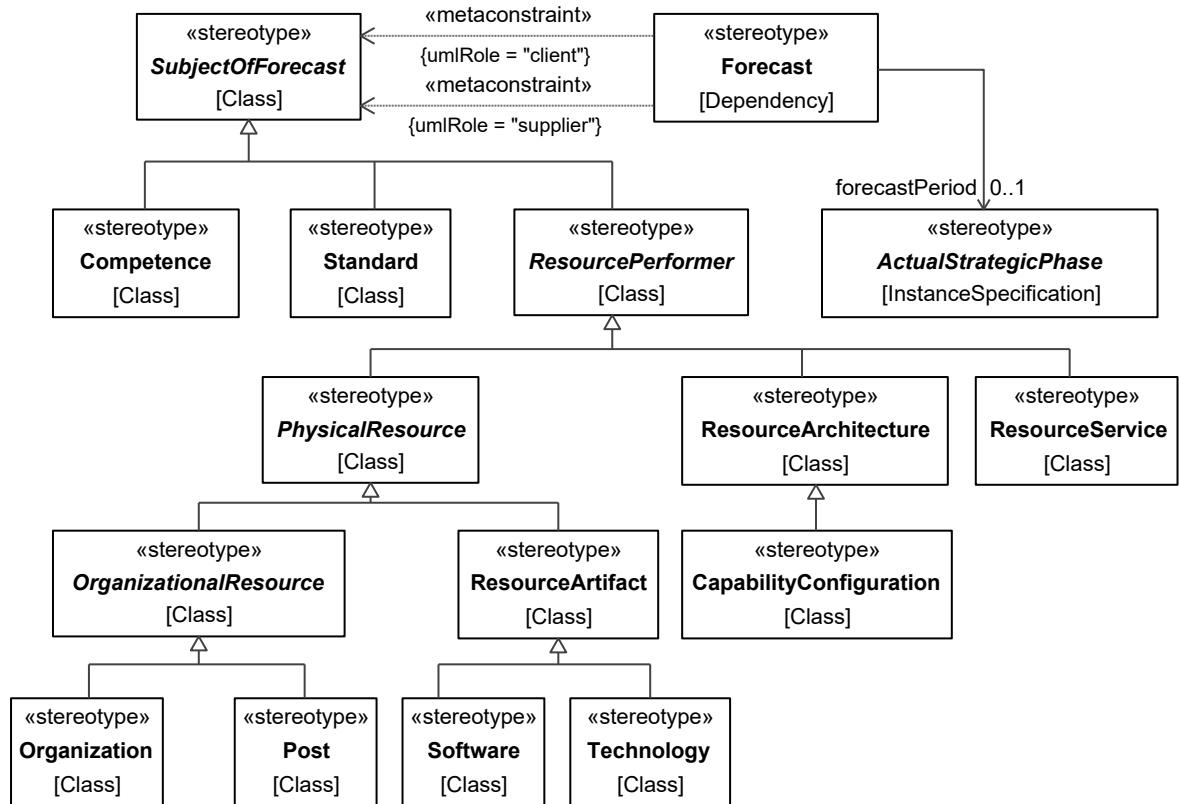


Figure 4:61 - Resources Roadmap: Forecast
Elements

- [ActualStrategicPhase](#)
- [CapabilityConfiguration](#)
- [Competence](#)
- [Forecast](#)
- [Organization](#)
- [OrganizationalResource](#)
- [PhysicalResource](#)
- [Post](#)
- [ResourceArchitecture](#)
- [ResourceArtifact](#)
- [ResourcePerformer](#)
- [ResourceService](#)
- [Software](#)
- [Standard](#)
- [SubjectOfForecast](#)
- [Technology](#)

View Specifications::Resources::Traceability

Stakeholders: Systems Engineers, Enterprise Architects, Solution Providers, Business Architects.

Concerns: traceability between operational activities and functions that implements them.

Definition: depicts the mapping of functions to operational activities and thus identifies the transformation of an operational need into a purposeful function performed by a resource or solution.

Recommended Implementation: Matrix format, SysML Block Definition Diagram.

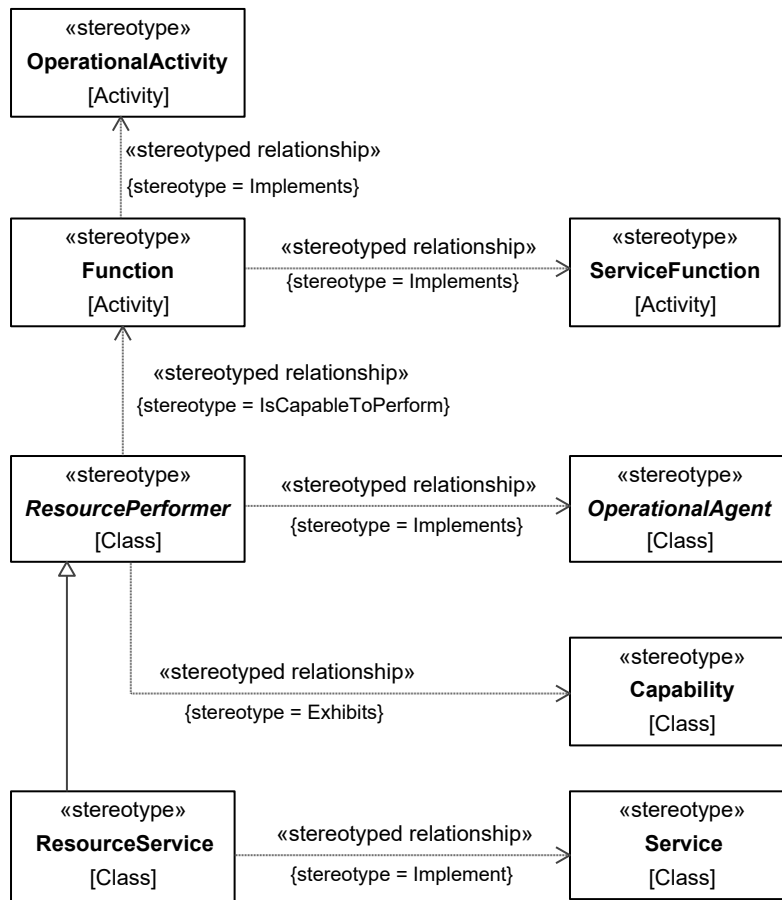


Figure 4:62 - Resources Traceability

Elements

- [Capability](#)
- [Function](#)
- [OperationalActivity](#)
- [OperationalAgent](#)
- [ResourcePerformer](#)
- [ResourceService](#)
- [Service](#)
- [ServiceFunction](#)

4.1.8 View Specifications::Security

View Specifications::Security::Motivation

Stakeholders: Security Architects, Security Engineers, Risk Analysts.

Concerns: security controls, security control families, and overlays.

Definition: identifies security controls to mitigate against the security risks.

Recommended Implementation: tabular or Matrix format, SysML Block Definition Diagram.

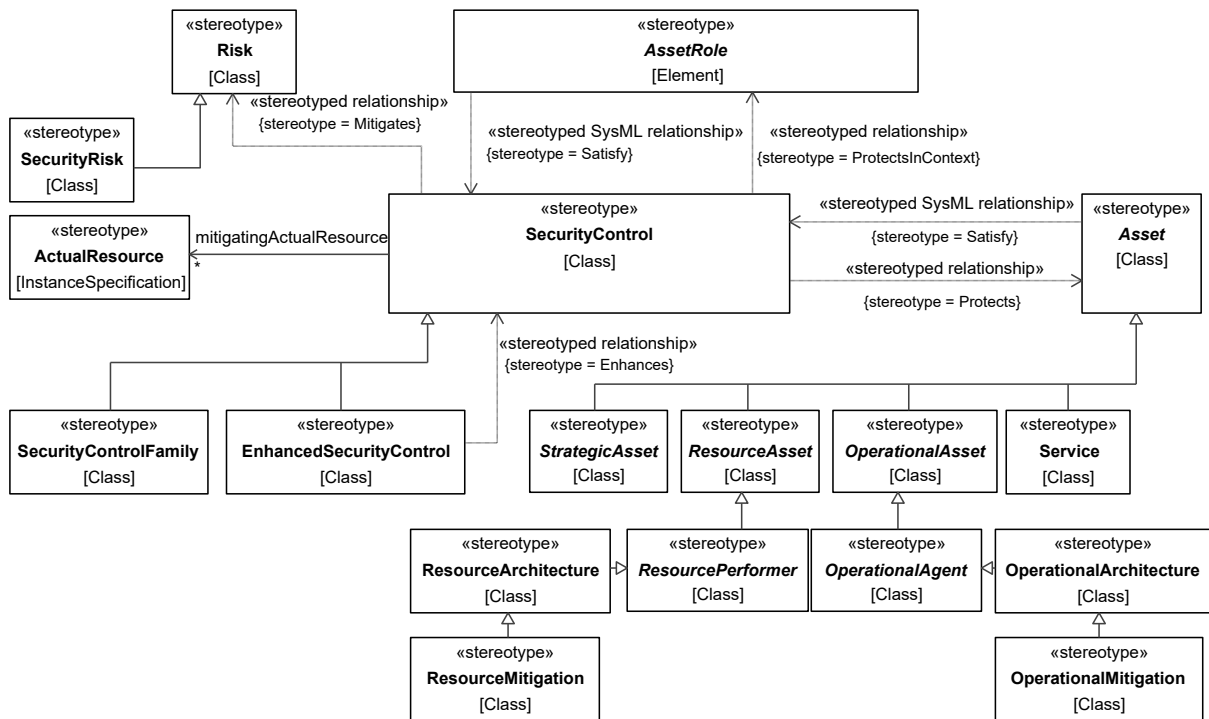


Figure 4:63 - Security Controls Elements

- [ActualResource](#)
- [Asset](#)
- [AssetRole](#)
- [EnhancedSecurityControl](#)
- [OperationalAgent](#)
- [OperationalArchitecture](#)
- [OperationalAsset](#)
- [OperationalMitigation](#)
- [ResourceArchitecture](#)
- [ResourceAsset](#)
- [ResourceMitigation](#)
- [ResourcePerformer](#)
- [Risk](#)
- [SecurityControl](#)
- [SecurityControlFamily](#)
- [SecurityRisk](#)
- [Service](#)
- [StrategicAsset](#)

View Specifications::Security::Taxonomy

Stakeholders: Security Architects, Security Engineers.

Concerns: Security assets and security enclaves.

Definition: Defines the hierarchy of security assets and asset owners that are available to implement security, security constraints (policy, guidance, laws and regulations) and details where they are located (security enclaves).

Recommended Implementation: tabular format, SysML Block Definition Diagram.

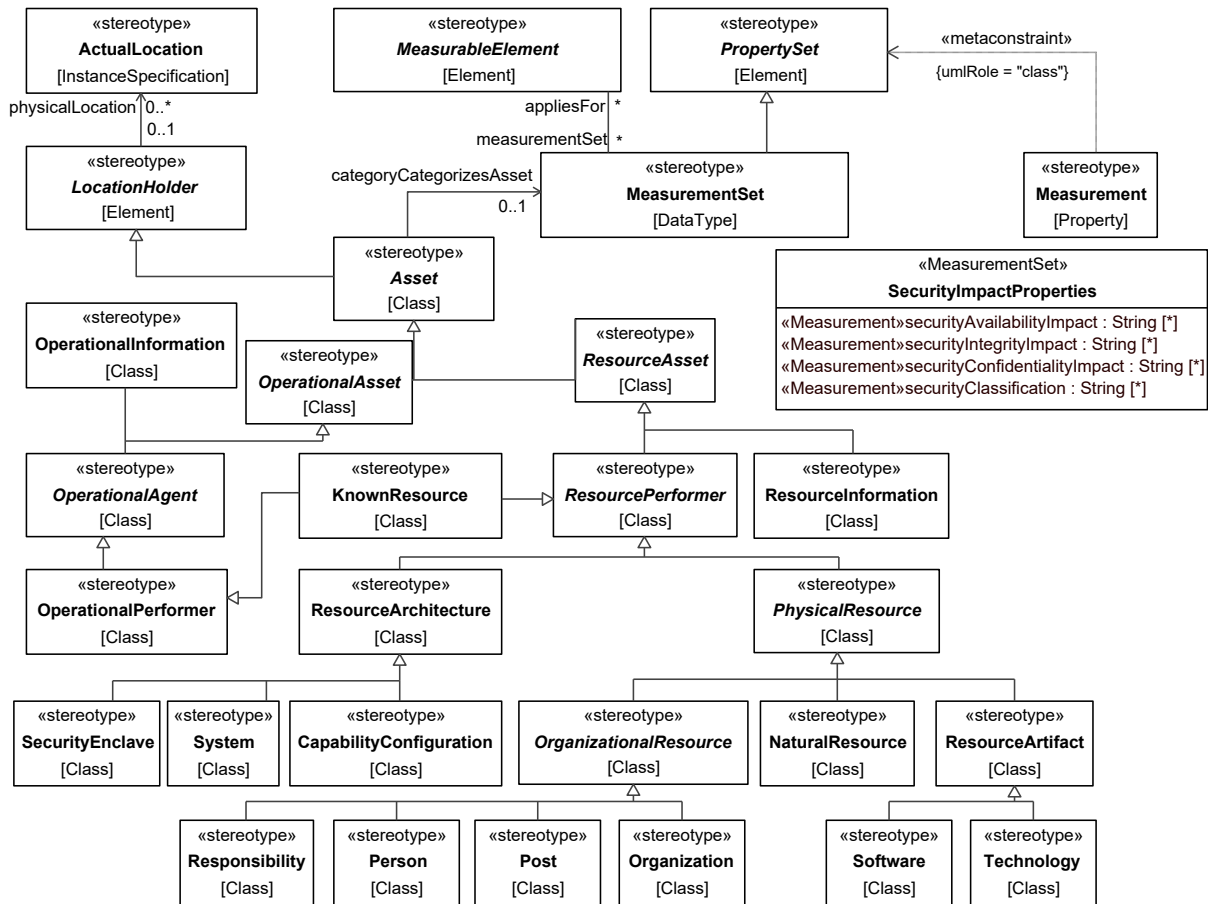


Figure 4:64 - Security Taxonomy Elements

- [ActualLocation](#)
- [Asset](#)
- [CapabilityConfiguration](#)
- [KnownResource](#)
- [LocationHolder](#)
- [MeasurableElement](#)
- [Measurement](#)
- [MeasurementSet](#)
- [NaturalResource](#)
- [OperationalAgent](#)
- [OperationalAsset](#)
- [OperationalInformation](#)
- [OperationalPerformer](#)
- [Organization](#)
- [OrganizationalResource](#)
- [Person](#)
- [PhysicalResource](#)
- [Post](#)
- [PropertySet](#)
- [ResourceArchitecture](#)
- [ResourceArtifact](#)
- [ResourceAsset](#)

- [ResourceInformation](#)
- [ResourcePerformer](#)
- [Responsibility](#)
- [SecurityEnclave](#)
- SecurityImpactProperties
- [Software](#)
- [System](#)
- [Technology](#)

View Specifications::Security::Structure

Stakeholders: Security Architects, Security Engineers.

Concerns: The structure of security information and where it is used at the operational and resource level.

Definition: Captures the allocation of assets (operational and resource, information and data) across the security enclaves, shows applicable security controls necessary to protect organizations, systems and information during processing, while in storage (bdd), and during transmission (flows on an ibd). This view also captures Asset Aggregation and allocates the usage of the aggregated information at a location through the use of the information roles.

Recommended Implementation: SysML Internal Block Diagram, SysML Block Definition Diagram.

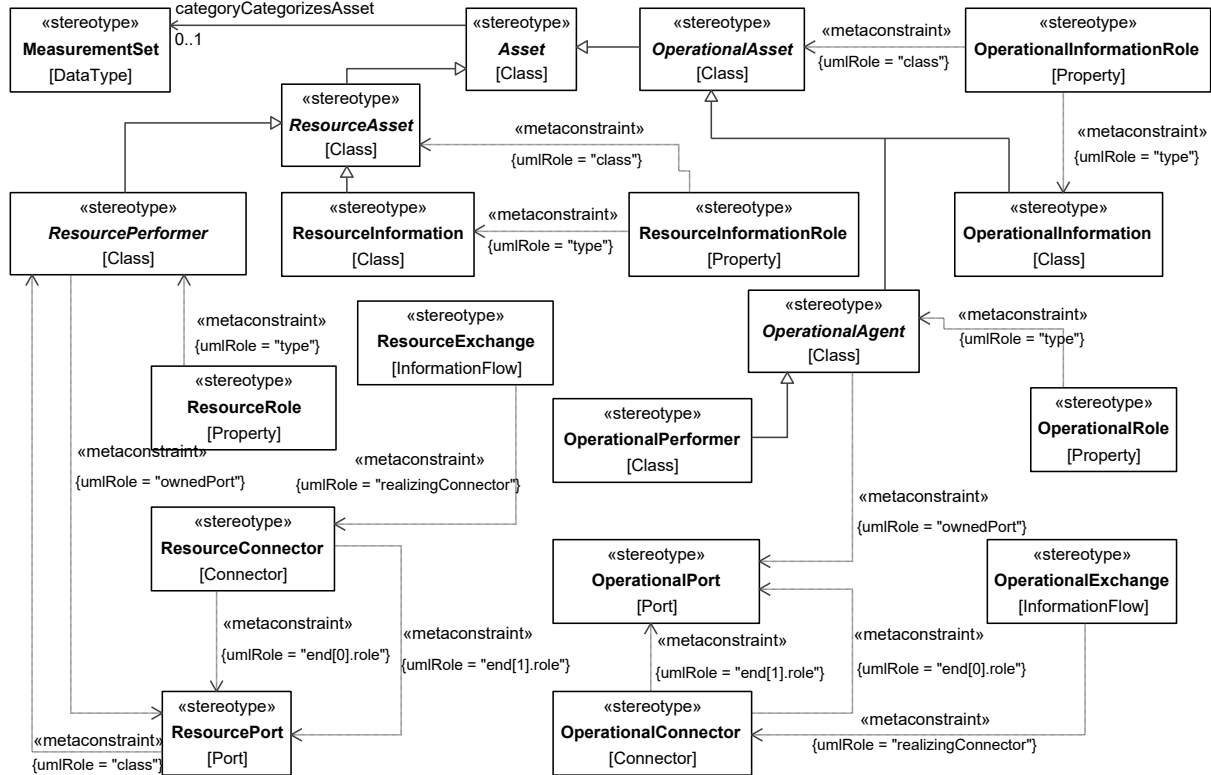


Figure 4:65 - Security Structure

Elements

- [Asset](#)
- [MeasurementSet](#)
- [OperationalAgent](#)
- [OperationalAsset](#)
- [OperationalConnector](#)
- [OperationalExchange](#)
- [OperationalInformation](#)
- [OperationalInformationRole](#)

- [OperationalPerformer](#)
- [OperationalPort](#)
- [OperationalRole](#)
- [ResourceAsset](#)
- [ResourceConnector](#)
- [ResourceExchange](#)
- [ResourceInformation](#)
- [ResourceInformationRole](#)
- [ResourcePerformer](#)
- [ResourcePort](#)
- [ResourceRole](#)

View Specifications::Security::Connectivity

Stakeholders: Security Architects, Security Engineers.

Concerns: Addresses the security constraints and information assurance attributes that exist on exchanges across resources and across performers.

Definition: Lists security exchanges across security assets; the applicable security controls; and the security enclaves that house the producers and consumers of the exchanges. Measurements can optionally be included.

Recommended Implementation: SysML Internal Block Diagram, tabular format.

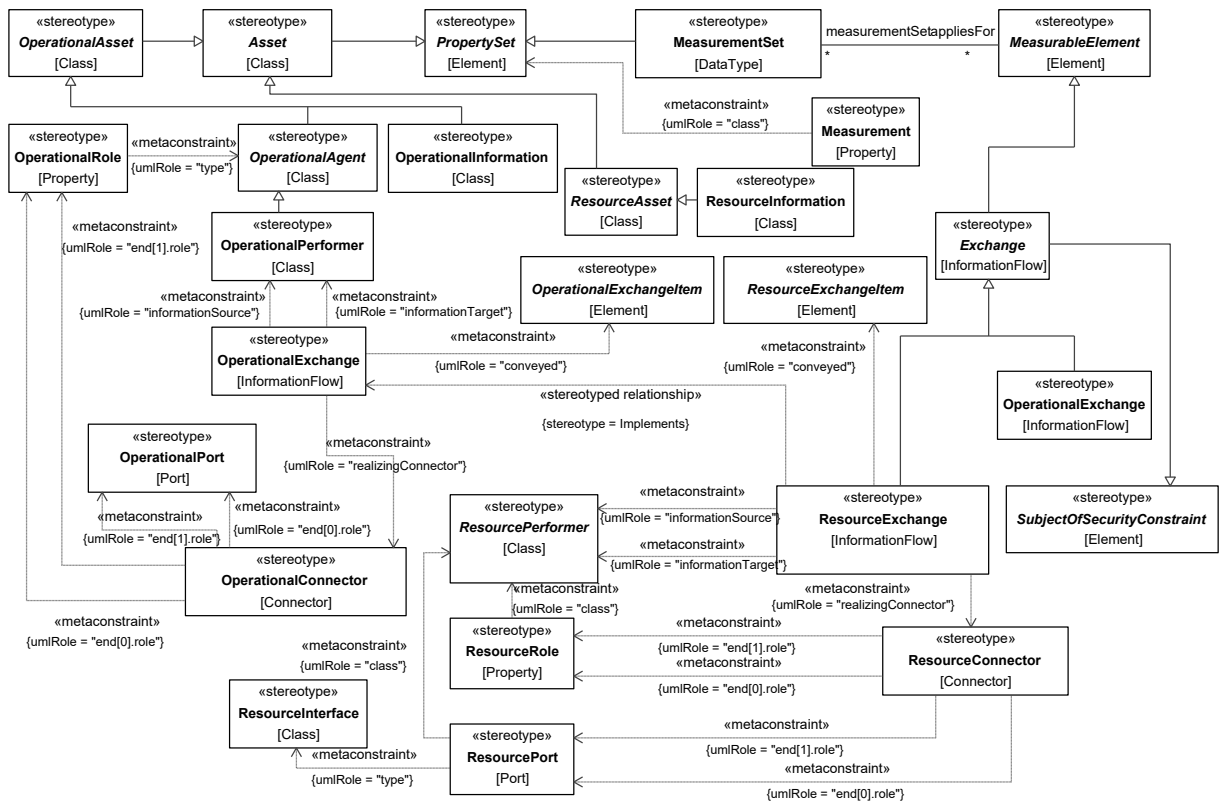


Figure 4:66 - Security Connectivity

Elements

- [Asset](#)
- [Exchange](#)
- [MeasurableElement](#)
- [Measurement](#)
- [MeasurementSet](#)
- [OperationalAgent](#)

- [OperationalAsset](#)
- [OperationalConnector](#)
- [OperationalExchange](#)
- [OperationalExchangeItem](#)
- [OperationalInformation](#)
- [OperationalPerformer](#)
- [OperationalPort](#)
- [OperationalRole](#)
- [PropertySet](#)
- [ResourceAsset](#)
- [ResourceConnector](#)
- [ResourceExchange](#)
- [ResourceExchangeItem](#)
- [ResourceInformation](#)
- [ResourceInterface](#)
- [ResourcePerformer](#)
- [ResourcePort](#)
- [ResourceRole](#)
- [SubjectOfSecurityConstraint](#)

View Specifications::Security::Processes

Stakeholders: Security Architects, Security Engineers.

Concerns: The specification of the Security Control families, security controls, and measures required to address a specific security baseline.

Definition: Provides a set of Security Controls and any possible enhancements as applicable to assets. The activity diagram describes operational or resource level processes that apply (operational level) or implement (resource level) security controls/enhancements to assets located in enclaves and across enclaves. This Security Process view can be instantiated either as a variant of an activity/flow diagram or as a hierarchical work breakdown structure.

Recommended Implementation: SysML Activity Diagram, SysML Block Definition Diagram.

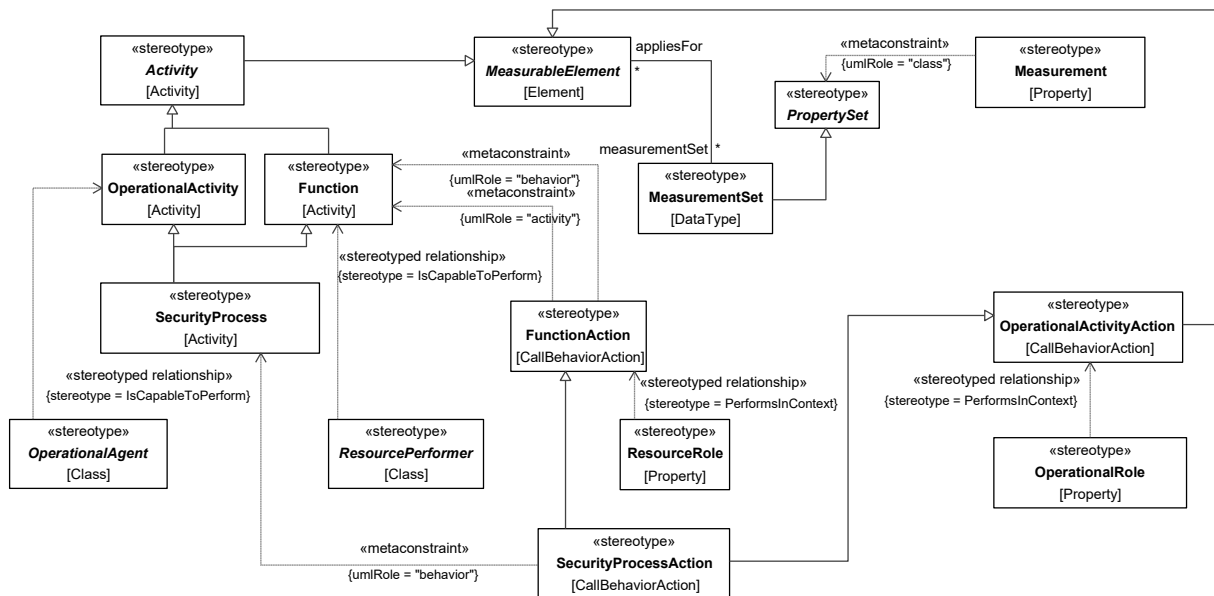


Figure 4:67 - Security Processes

Elements

- [Activity](#)
- [Function](#)

- [FunctionAction](#)
- [MeasurableElement](#)
- [Measurement](#)
- [MeasurementSet](#)
- [OperationalActivity](#)
- [OperationalActivityAction](#)
- [OperationalAgent](#)
- [OperationalRole](#)
- [PropertySet](#)
- [ResourcePerformer](#)
- [ResourceRole](#)
- [SecurityProcess](#)
- [SecurityProcessAction](#)

View Specifications::Security::Constraints

Stakeholders: Security Architects, Security Engineers.

Concerns: Security-related policy, guidance, laws and regulations as applicable to assets.

Definition: Specifies textual rules/non-functional requirements that are security constraints on resources, information and data (e.g., security-related in the form of rules (e.g. access control policy). A common way of representing access control policy is through the use of XACML (eXtensible Access Control Markup Language), it is expected that implementations of UAF allow users to link security constraints to external files represented in XACML.

Recommended Implementation: tabular or Matrix format, SysML Block Definition Diagram, SysML Parametric Diagram, or OCL.

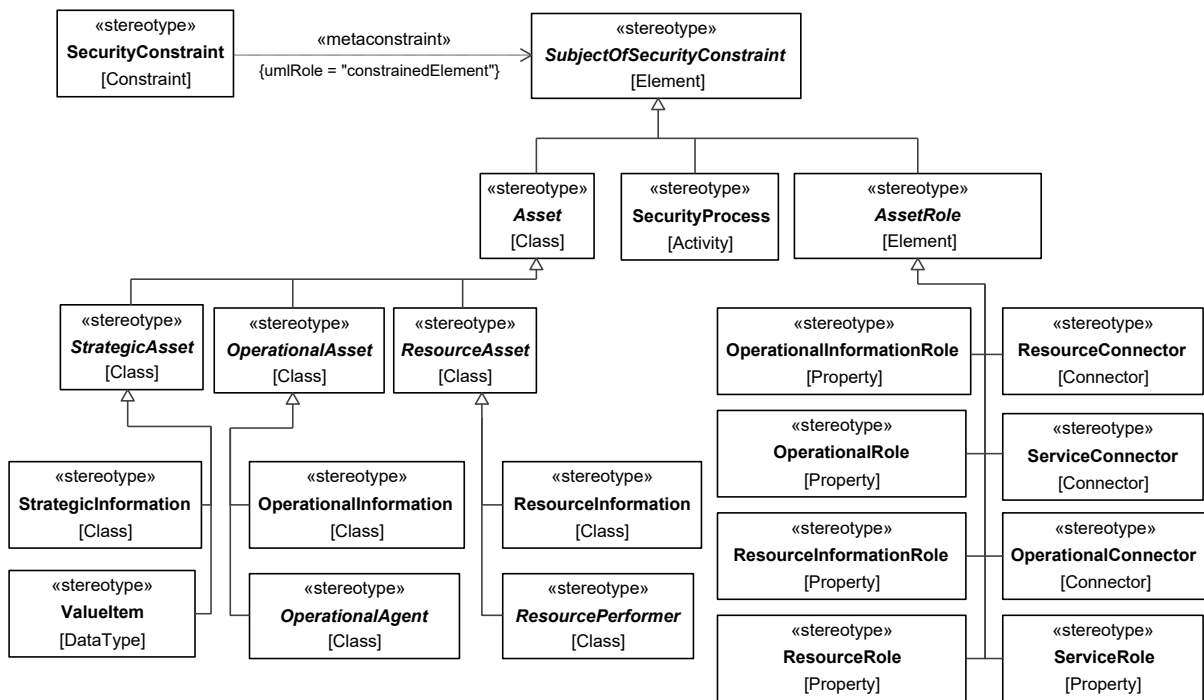


Figure 4:68 - Security Constraints

Elements

- [Asset](#)
- [AssetRole](#)
- [OperationalAgent](#)
- [OperationalAsset](#)
- [OperationalConnector](#)

- [OperationalInformation](#)
- [OperationalInformationRole](#)
- [OperationalRole](#)
- [ResourceAsset](#)
- [ResourceConnector](#)
- [ResourceInformation](#)
- [ResourceInformationRole](#)
- [ResourcePerformer](#)
- [ResourceRole](#)
- [SecurityConstraint](#)
- [SecurityProcess](#)
- [ServiceConnector](#)
- [ServiceRole](#)
- [StrategicAsset](#)
- [StrategicInformation](#)
- [SubjectOfSecurityConstraint](#)
- [ValueItem](#)

View Specifications::Security::Traceability

Stakeholders: Security Architects, Security Engineers, Risk Analysts.

Concerns: traceability between risk and risk owner, risk mitigations, and affected asset roles.

Definition: depicts the mapping of a risk to each of the following: risk owner, risk mitigations, and affected asset roles.

Recommended Implementation: Matrix format, SysML Block Definition Diagram.

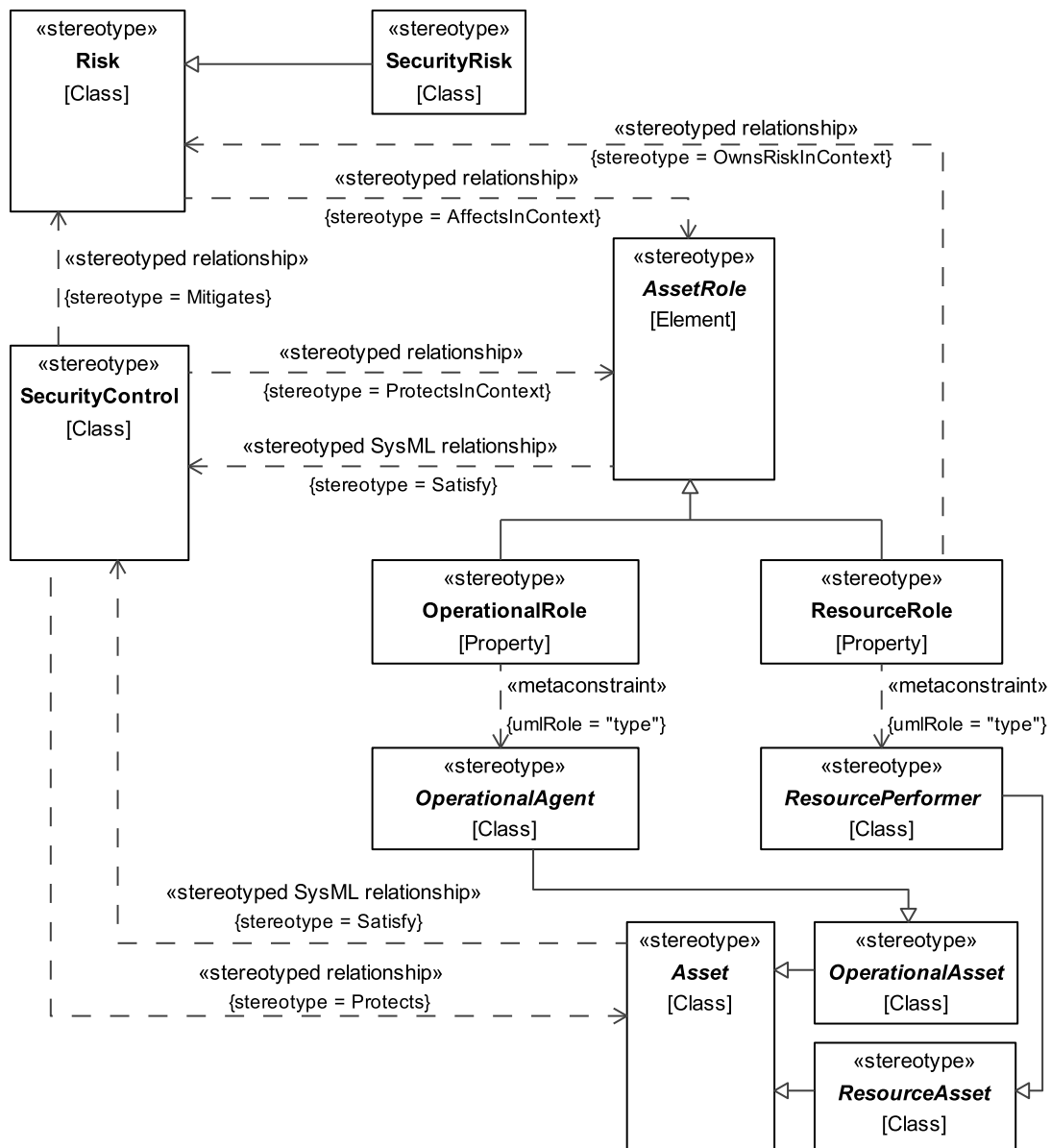


Figure 4:69 - Security Traceability

Elements

- [Asset](#)
- [AssetRole](#)
- [OperationalAgent](#)
- [OperationalAsset](#)
- [OperationalRole](#)
- [ResourceAsset](#)
- [ResourcePerformer](#)
- [ResourceRole](#)
- [Risk](#)
- [SecurityControl](#)
- [SecurityRisk](#)

4.1.9 View Specifications::**Projects**

Stakeholders: PMs, Project Portfolio Managers, Enterprise Architects.

Concerns: project portfolio, projects and project milestones.

Definition: describes projects and project milestones, how those projects deliver capabilities, the organizations contributing to the projects and dependencies between projects.

View Specifications::Projects::**Taxonomy******

Stakeholders: PMs, Project Portfolio Managers, Enterprise Architects.

Concerns: types of projects and project milestones.

Definition: shows the taxonomy of types of projects and project milestones.

Recommended Implementation: SysML Block Definition Diagram.

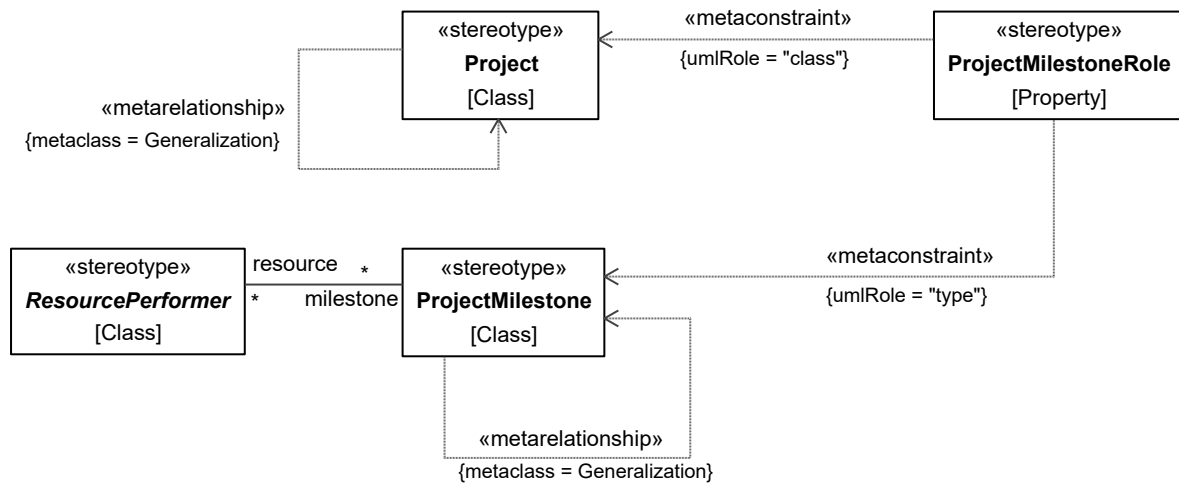


Figure 4:70 - Project Taxonomy

Elements

- [Project](#)
- [ProjectMilestone](#)
- [ProjectMilestoneRole](#)
- [ResourcePerformer](#)

View Specifications::Projects::**Structure******

Stakeholders: PMs.

Concerns: relationships between types of projects and project milestones.

Definition: provides a template for an actual project(s) road map(s) to be implemented.

Recommended Implementation: SysML Block Definition Diagram.

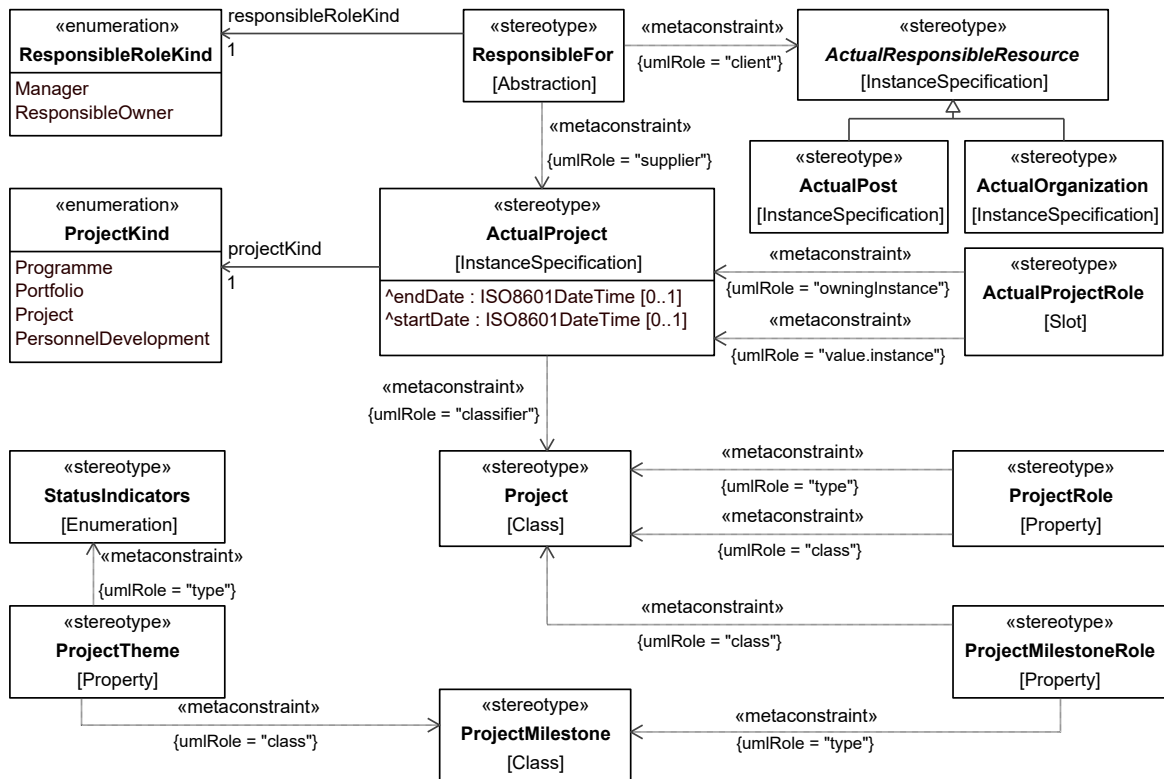


Figure 4:71 - Project Structure Elements

- [ActualOrganization](#)
- [ActualPost](#)
- [ActualProject](#)
- [ActualProjectRole](#)
- [ActualResponsibleResource](#)
- [Project](#)
- [ProjectKind](#)
- [ProjectMilestone](#)
- [ProjectMilestoneRole](#)
- [ProjectRole](#)
- [ProjectTheme](#)
- [ResponsibleFor](#)
- [ResponsibleRoleKind](#)
- [StatusIndicators](#)

View Specifications::Projects::Connectivity

Stakeholders: PMs.

Concerns: relationships between projects and project milestones.

Definition: shows how projects and project milestones are related in sequence.

Recommended Implementation: SysML Block Definition Diagram.

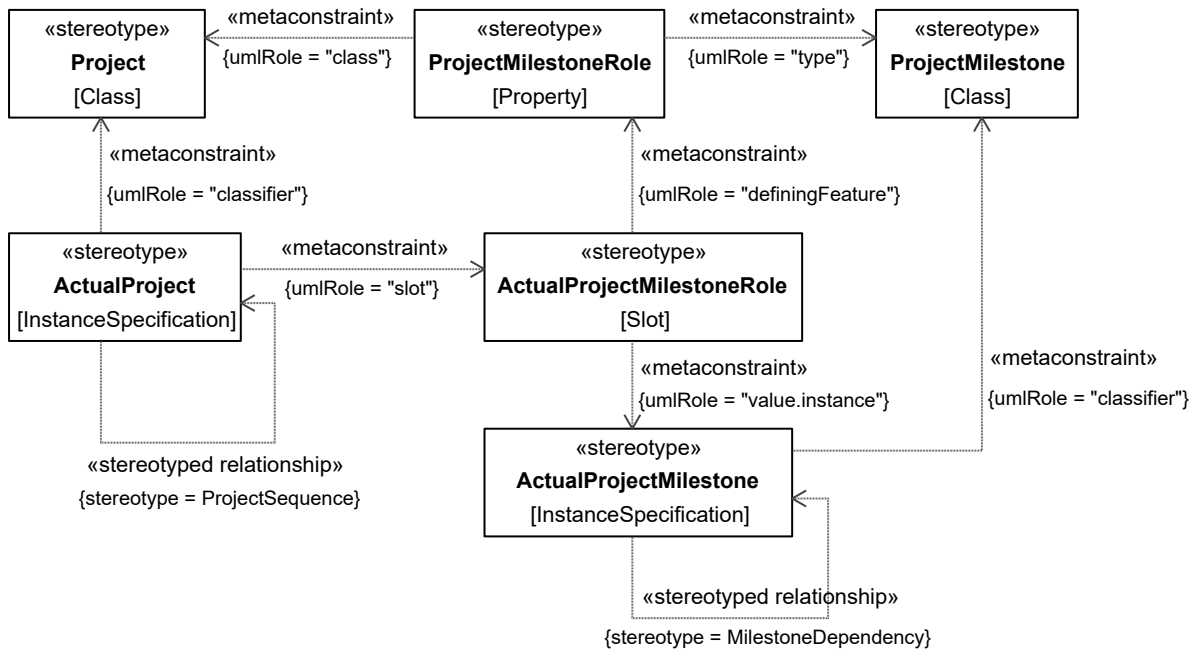


Figure 4:72 - Project Connectivity Elements

- [ActualProject](#)
- [ActualProjectMilestone](#)
- [ActualProjectMilestoneRole](#)
- [Project](#)
- [ProjectMilestone](#)
- [ProjectMilestoneRole](#)

View Specifications::Projects::Processes

Stakeholders: PMs.

Concerns: captures project tasks (ProjectActivities) and flows between them.

Definition: describes the ProjectActivities that are normally conducted in the course of projects to support capability(ies) and implement resources. It describes the ProjectActivities, their Inputs/Outputs, ProjectActivityActions and flows between them.

Recommended Implementation: SysML Activity Diagram, SysML Block Definition Diagram.

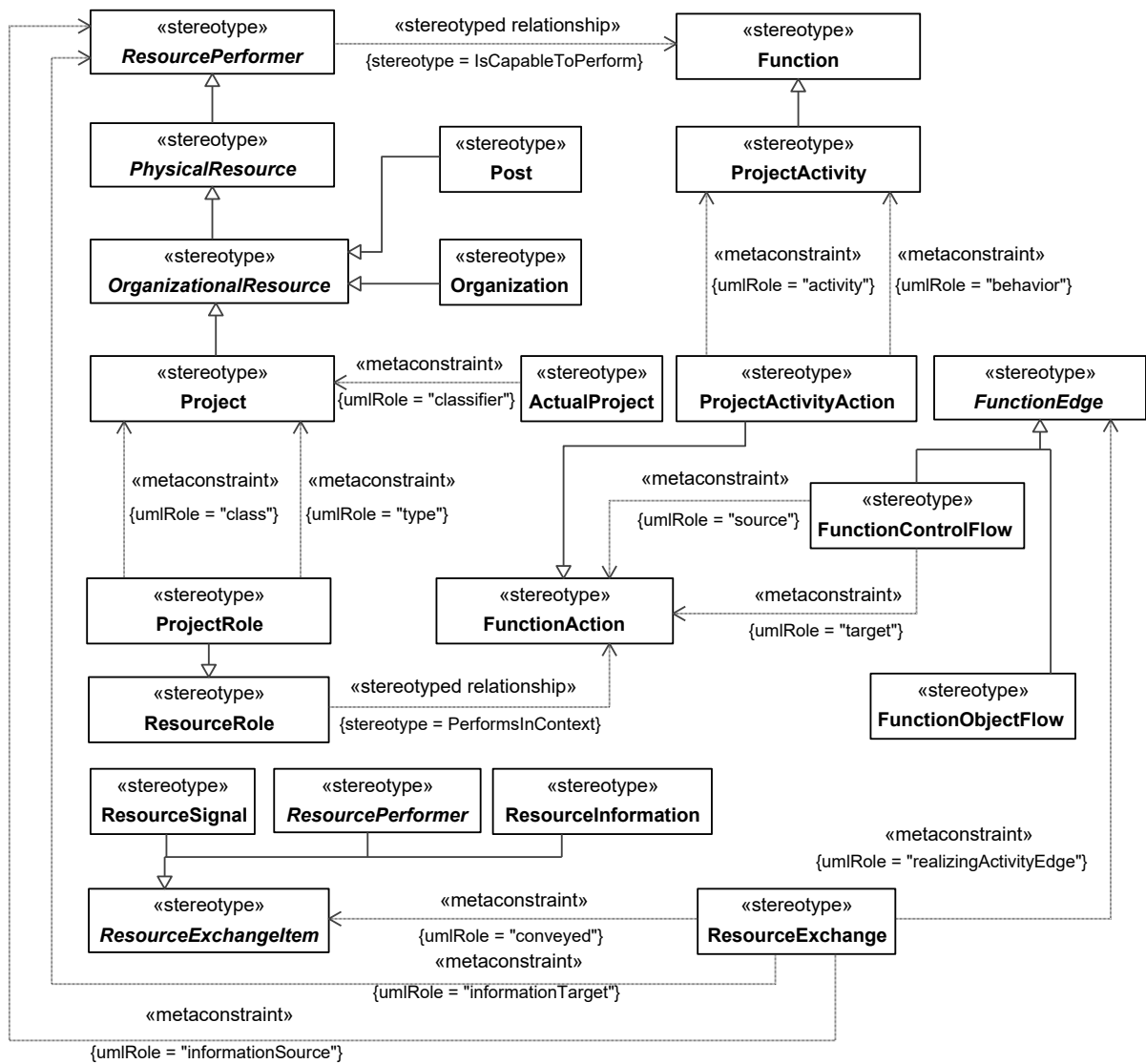


Figure 4:73 - Project Processes Elements

- [ActualProject](#)
- [Function](#)
- [FunctionAction](#)
- [FunctionControlFlow](#)
- [FunctionEdge](#)
- [FunctionObjectFlow](#)
- [Organization](#)
- [OrganizationalResource](#)
- [PhysicalResource](#)
- [Post](#)
- [Project](#)
- [ProjectActivity](#)
- [ProjectActivityAction](#)
- [ProjectRole](#)
- [ResourceExchange](#)
- [ResourceExchangeItem](#)

- [FieldedCapability](#)
- [MilestoneDependency](#)
- [Project](#)
- [ProjectMilestone](#)
- [ProjectMilestoneRole](#)
- [ProjectRole](#)
- [ProjectSequence](#)
- [ProjectStatus](#)
- [ProjectTheme](#)
- [ResourceArchitecture](#)
- [ResourcePerformer](#)
- [StatusIndicators](#)

View Specifications::Projects::Traceability

Stakeholders: PMs, Project Portfolio Managers, Enterprise Architects.

Concerns: traceability between capabilities and projects that deliver them.

Definition: depicts the mapping of projects to capabilities and thus identifies the transformation of a capability(ies) into a purposeful implementation via projects.

Recommended Implementation: Matrix format, SysML Block Definition Diagram.

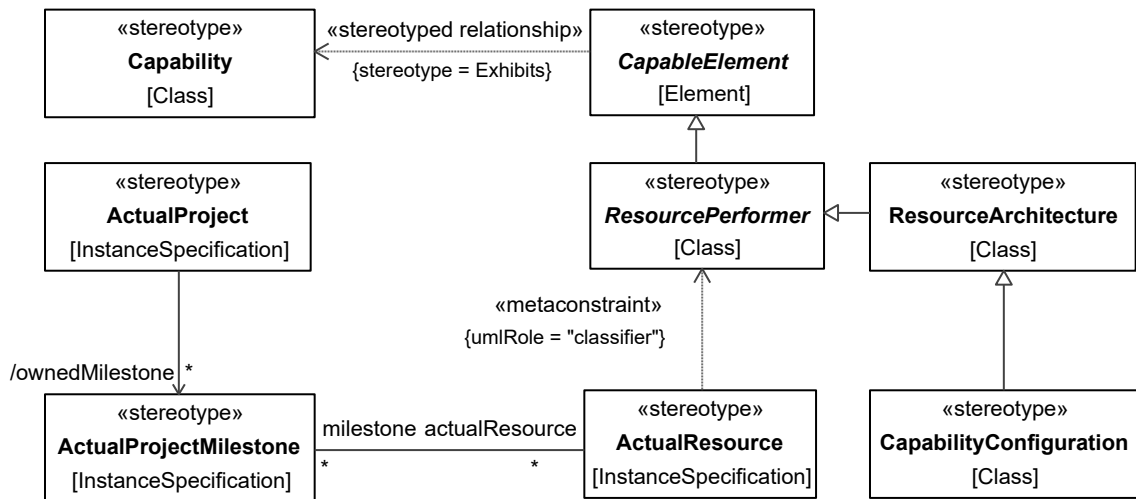


Figure 4:75 - Project Traceability

Elements

- [ActualProject](#)
- [ActualProjectMilestone](#)
- [ActualResource](#)
- [Capability](#)
- [CapabilityConfiguration](#)
- [CapableElement](#)
- [ResourceArchitecture](#)
- [ResourcePerformer](#)

4.1.10 View Specifications::Standards

Stakeholders: Solution Providers, Systems Engineers, Software Engineers, Systems Architects, Business Architects.

Concerns: technical and non-technical Standards applicable to the architecture.

Definition: shows the technical, operational, and business Standards applicable to the architecture. Defines the underlying current and expected Standards.

View Specifications::Standards::Taxonomy

Stakeholders: Solution Providers, Systems Engineers, Software Engineers, Systems Architects, Business Architects.

Concerns: technical and non-technical standards, guidance and policy applicable to the architecture.

Definition: shows the taxonomy of types of technical, operational, and business standards, guidance and policy applicable to the architecture.

Recommended Implementation: SysML Block Definition Diagram.

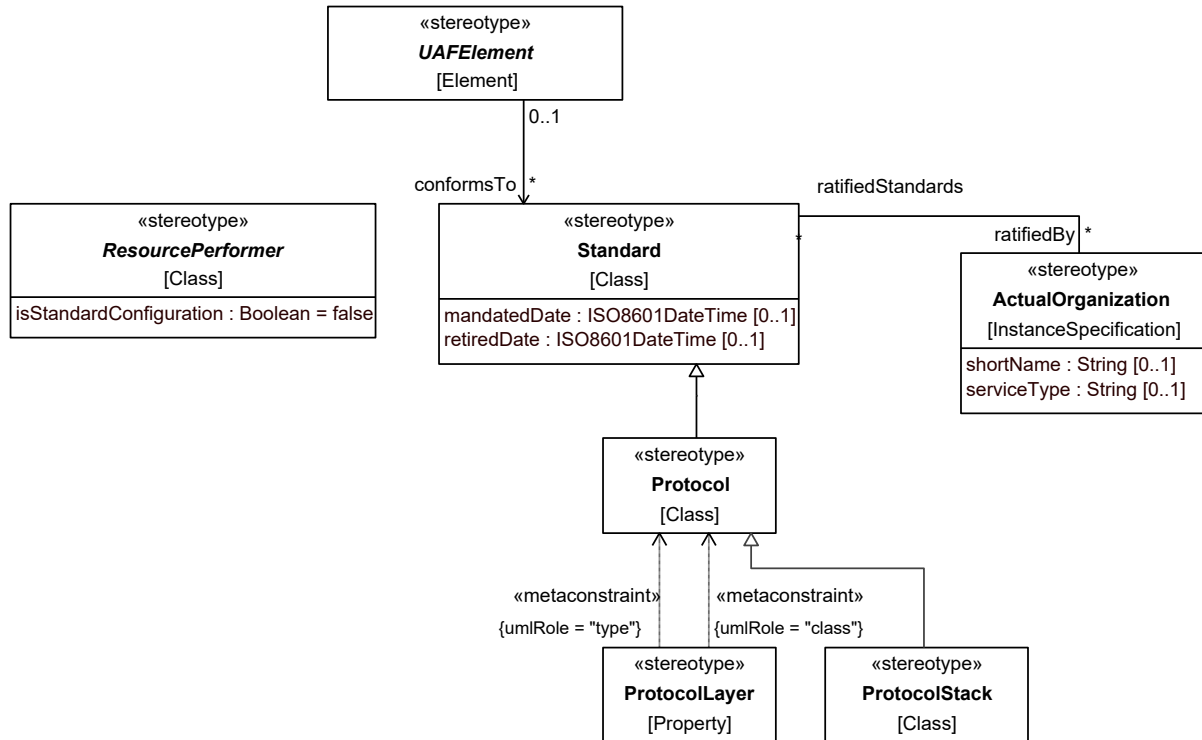


Figure 4:76 - Standards Taxonomy

Elements

- [ActualOrganization](#)
- [Protocol](#)
- [ProtocolLayer](#)
- [ProtocolStack](#)
- [ResourcePerformer](#)
- [Standard](#)
- [UAFElement](#)

View Specifications::Standards::Structure

Stakeholders: Solution Providers, Systems Engineers, Software Engineers, Systems Architects.

Concerns: the specification of the protocol stack used in the architecture.

Definition: shows the composition of standards required to achieve the architecture's objectives.

Recommended Implementation: SysML Internal Block Diagram.

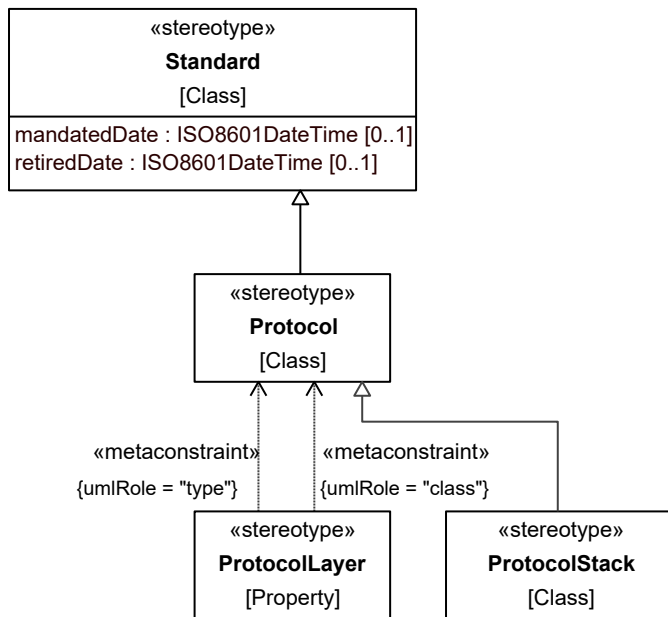


Figure 4:77 - Standards Structure

Elements

- [Protocol](#)
- [ProtocolLayer](#)
- [ProtocolStack](#)
- [Standard](#)

View Specifications::Standards::Roadmap

Stakeholders: Solution Providers, Systems Engineers, Systems Architects, Software Engineers, Business Architects.

Concerns: expected changes in technology-related standards and conventions, operational standards, or business standards and conventions.

Definition: defines the underlying current and expected standards. Expected standards are those that can be reasonably forecast given the current state of technology, and expected improvements / trends.

Recommended Implementation: timeline, tabular format, SysML Block Definition Diagram.

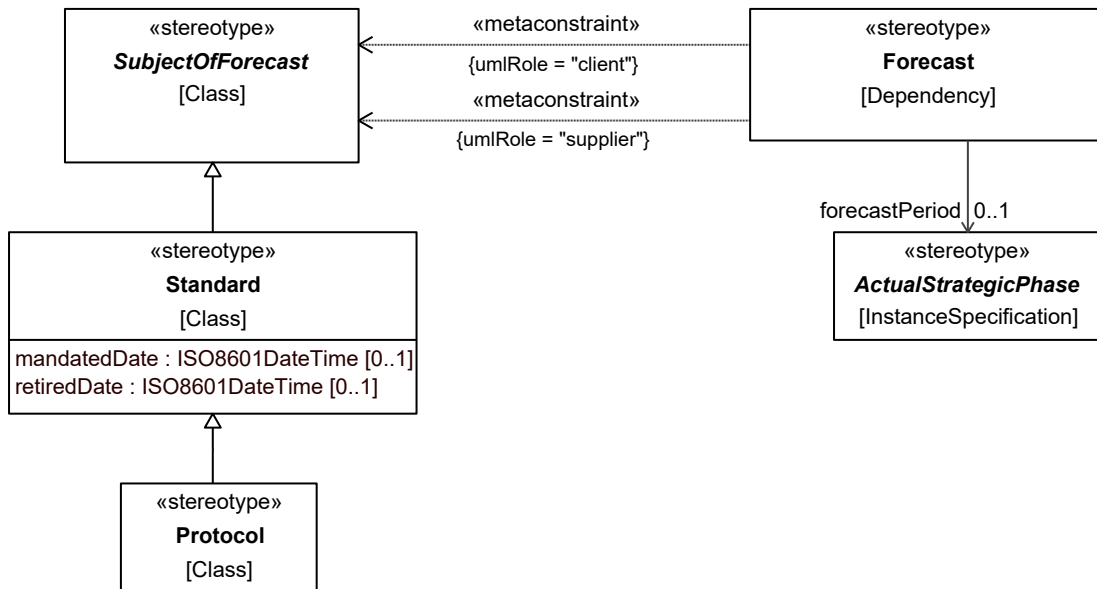


Figure 4:78 - Standards Roadmap

Elements

- [ActualStrategicPhase](#)
- [Forecast](#)
- [Protocol](#)
- [Standard](#)
- [SubjectOfForecast](#)

View Specifications::Standards::Traceability

Stakeholders: Solution Providers, Systems Engineers, Software Engineers, Systems Architects, Business Architects.

Concerns: standards that need to be taken in account to ensure the interoperability of the implementation of architectural elements.

Definition: shows the applicability of standards to specific elements in the architecture.

Recommended Implementation: tabular format, matrix format, SysML Block Definition Diagram.

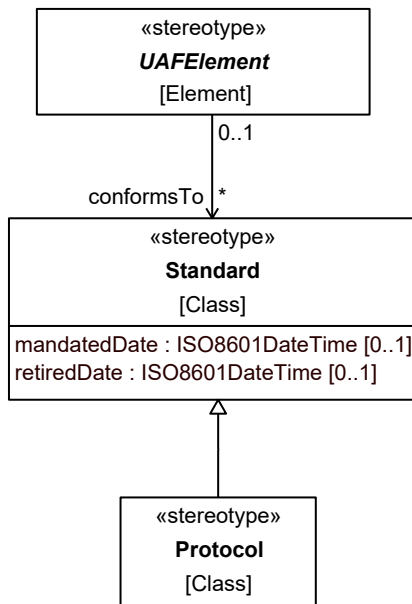


Figure 4:79 - Standards Traceability

Elements

- [Protocol](#)
- [Standard](#)
- [UAFElement](#)

4.1.11 View Specifications::Actual Resources

View Specifications::Actual Resources::Structure

Stakeholders: Solution Providers, Systems Engineers, Business Architects.

Concerns: the analysis, e.g., evaluation of different alternatives, what-if, trade-offs, V&V on the actual resource configurations as it provides a means to capture different solution architectures. The detailed analysis (trade-off, what-if etc.) is carried out using the Resource Constraints view.

Definition: illustrates the expected or achieved actual resource configurations required to meet an operational need.

Recommended Implementation: SysML Block Definition Diagram.

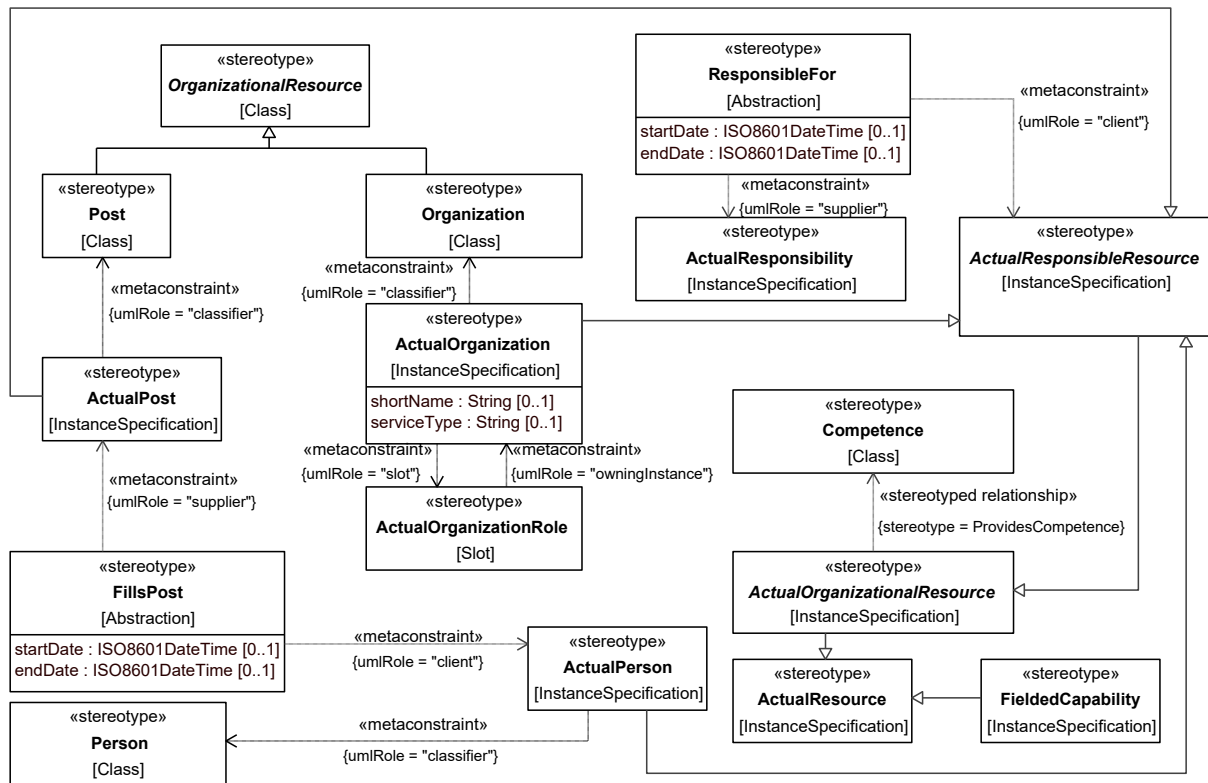


Figure 4:80 - Actual Resources Structure Elements

- [ActualOrganization](#)
- [ActualOrganizationalResource](#)
- [ActualOrganizationRole](#)
- [ActualPerson](#)
- [ActualPost](#)
- [ActualResource](#)
- [ActualResponsibility](#)
- [ActualResponsibleResource](#)
- [Competence](#)
- [FieldedCapability](#)
- [FillsPost](#)
- [Organization](#)
- [OrganizationalResource](#)
- [Person](#)
- [Post](#)
- [ResponsibleFor](#)

View Specifications::Actual Resources::Connectivity

Stakeholders: Solution Providers, Systems Engineers, Business Architects.

Concerns: the communication of actual resource.

Definition: illustrates the actual resource configurations and actual relationships between them.

Recommended Implementation: tabular format, SysML Block Definition Diagram, SysML Internal Block Diagram, SysML Sequence Diagram.

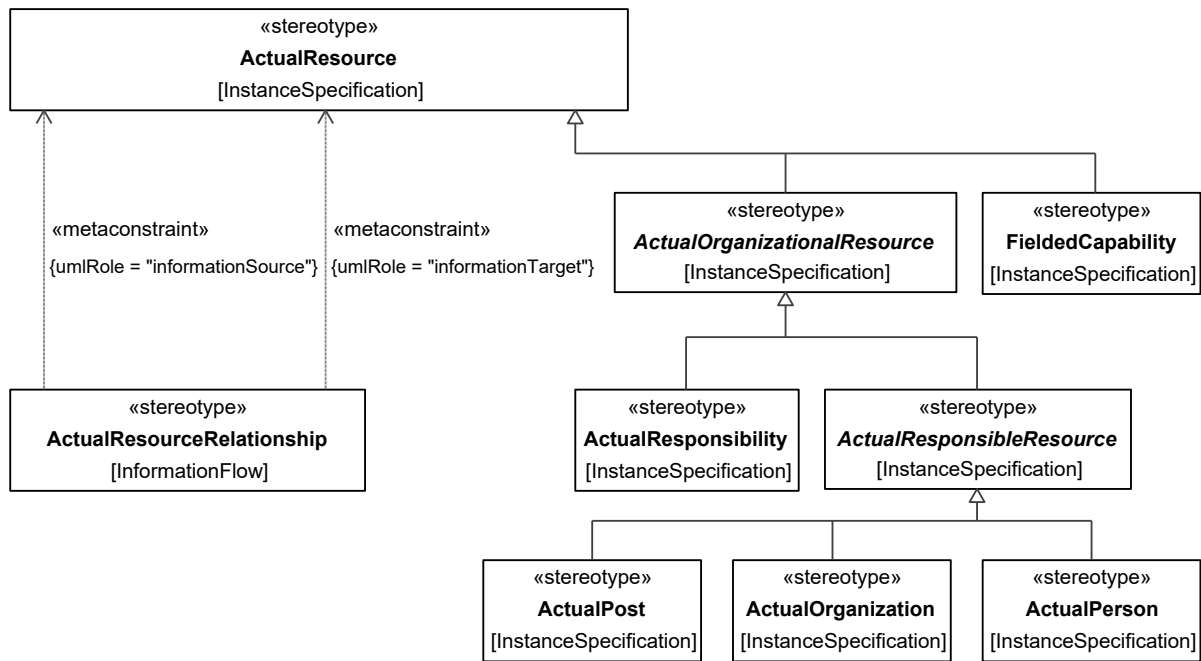


Figure 4:81 - Actual Resources Connectivity Elements

- [ActualOrganization](#)
- [ActualOrganizationalResource](#)
- [ActualPerson](#)
- [ActualPost](#)
- [ActualResource](#)
- [ActualResourceRelationship](#)
- [ActualResponsibility](#)
- [ActualResponsibleResource](#)
- [FieldedCapability](#)

View Specifications::Actual Resources::Traceability

Stakeholders: Systems Engineers, Enterprise Architects, Solution Providers, Business Architects.

Concerns: traceability between operational activities and functions that implements them.

Definition: depicts the mapping of functions to operational activities and thus identifies the transformation of an operational need into a purposeful function performed by a resource or solution.

Recommended Implementation: Matrix format, SysML Block Definition Diagram.

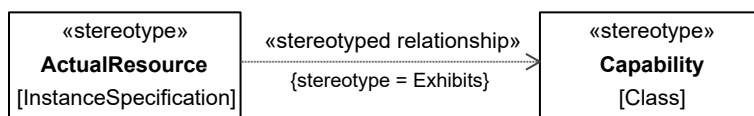


Figure 4:82 - Actual Resources Traceability Elements

- [ActualResource](#)
- [Capability](#)

4.1.12 View Specifications::Motivation

Stakeholders: Enterprise Architects, Enterprise Systems Engineers, Model Managers, System Architects, Requirement Engineers, Solution Providers, Systems Engineers, Software Engineers, Business Architects, Portfolio Managers,

Program Managers, Security Architects, Security Engineers, Risk Analysts.

Concerns: (i) architecture drivers, challenges, opportunities, capabilities that address opportunities, phases and architectures that address challenges; (ii) requirements, their relationship (via traceability) to more detailed requirements and the solution described by the architecture that will meet those requirements; (iii) security controls, security control families, and overlays.

Definition: Identifies and defines motivational elements e.g., challenges, opportunities, and concerns, that pertain to enterprise transformation efforts, and different types of requirements, e.g., operational, services, personnel, resources, or security controls.

Recommended Implementation: SysML Block Definition Diagram, SysML Package Diagram, tabular format.

View Specifications::Motivation::Motivation: Requirements

Stakeholders: Requirement Engineers, Solution Providers, Systems Engineers, Software Engineers, Systems Architects, Business Architects.

Concerns: provides a central reference for a set of stakeholder needs expressed as requirements, their relationship (via traceability) to more detailed requirements and the solution described by the architecture that will meet those requirements.

Definition: used to represent requirements, their properties, and relationships (trace, verify, satisfy, refine) between each other and to UAF architectural elements.

Recommended Implementation: SysML Requirement Diagram, tabular format, matrix format.

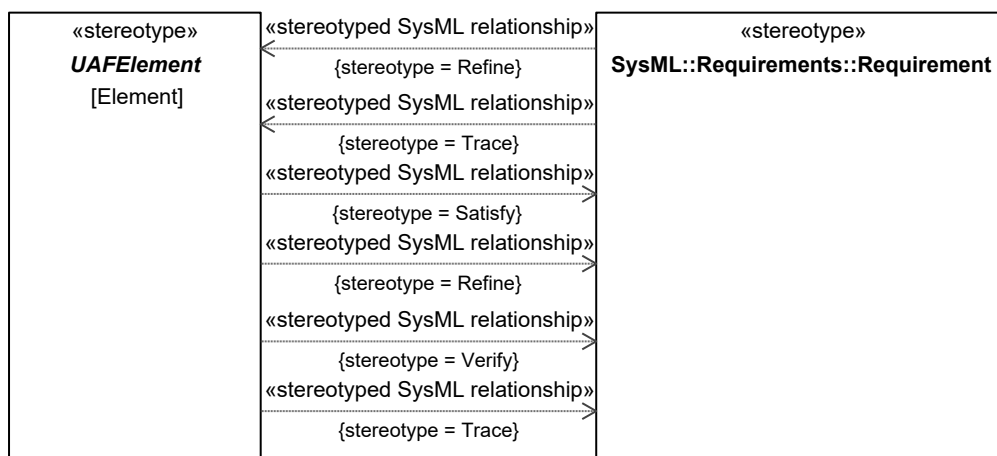


Figure 4:83 - Motivation: Requirements

Elements

- Requirement
- [UAFElement](#)

4.1.13 View Specifications::Information

Stakeholders: Data Modelers, Software Engineers, Systems Engineers

Concerns: address the information perspective on operational, service, and resource architectures.

Definition: allows analysis of an architecture's information and data definition aspect, without consideration of implementation specific issues.

Recommended Implementation: SysML Block Definition Diagram.

View Specifications::Information::Information: Operational Information

Stakeholders: Data Modelers, Software Engineers, Systems Engineers, Operators and Users, Service Managers and Providers

Concerns: address the information perspective on operational and service architectures.

Definition: allows analysis of an architecture’s information and data definition aspect, without consideration of implementation specific issues.

Recommended Implementation: SysML Block Definition Diagram.

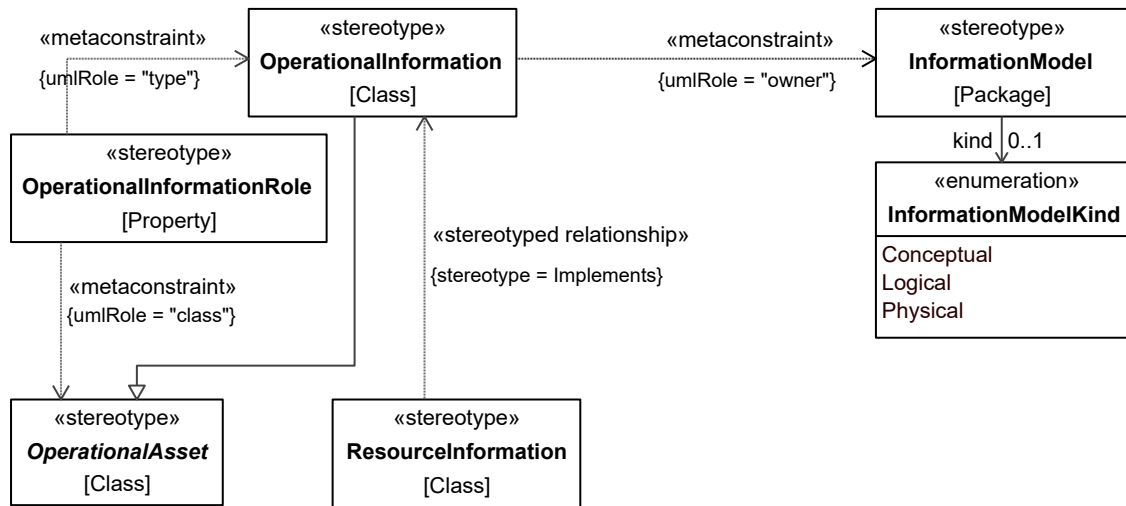


Figure 4:84 - Information: Operational Information Elements

- [InformationModel](#)
- [InformationModelKind](#)
- [OperationalAsset](#)
- [OperationalInformation](#)
- [OperationalInformationRole](#)
- [ResourceInformation](#)

View Specifications::Information::Information: Resources Information

Stakeholders: Data Modelers, Software Engineers, Systems Engineers

Concerns: address the information perspective on resource architectures including personnel architectures.

Definition: allows analysis of an architecture’s information and data definition aspect, without consideration of implementation specific issues.

Recommended Implementation: SysML Block Definition Diagram.

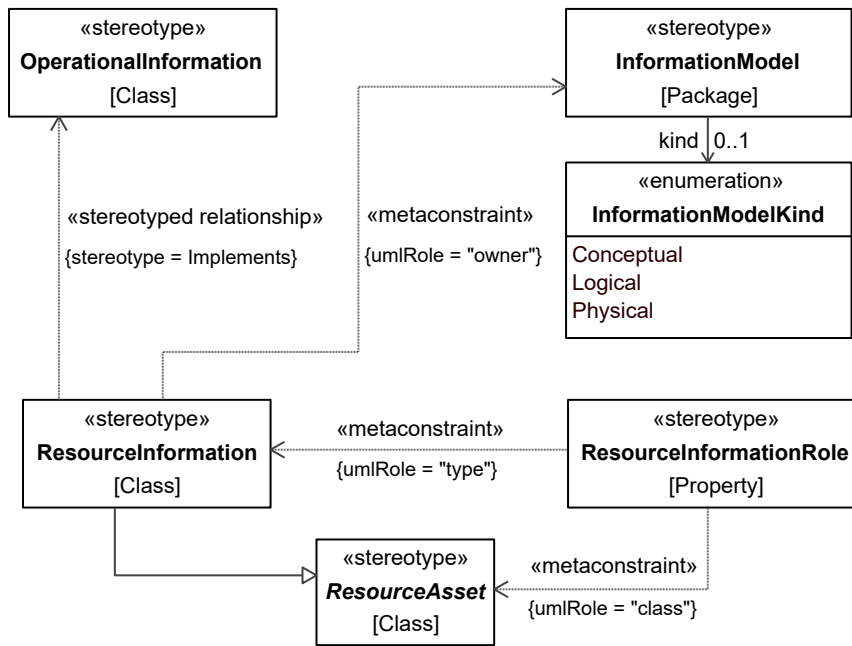


Figure 4:85 - Information: Resources Information Elements

- [InformationModel](#)
- [InformationModelKind](#)
- [OperationalInformation](#)
- [ResourceAsset](#)
- [ResourceInformation](#)
- [ResourceInformationRole](#)

4.1.14 View Specifications::Parameters

Stakeholders: Capability owners, Systems Engineers, Solution Providers.

Concerns: identifies measurable properties that can be used to support engineering analysis and environment for the Capabilities

Definition: Shows the measurable properties of something in the physical world and elements and relationships that are involved in defining the environments applicable to capability, operational concept or set of systems.

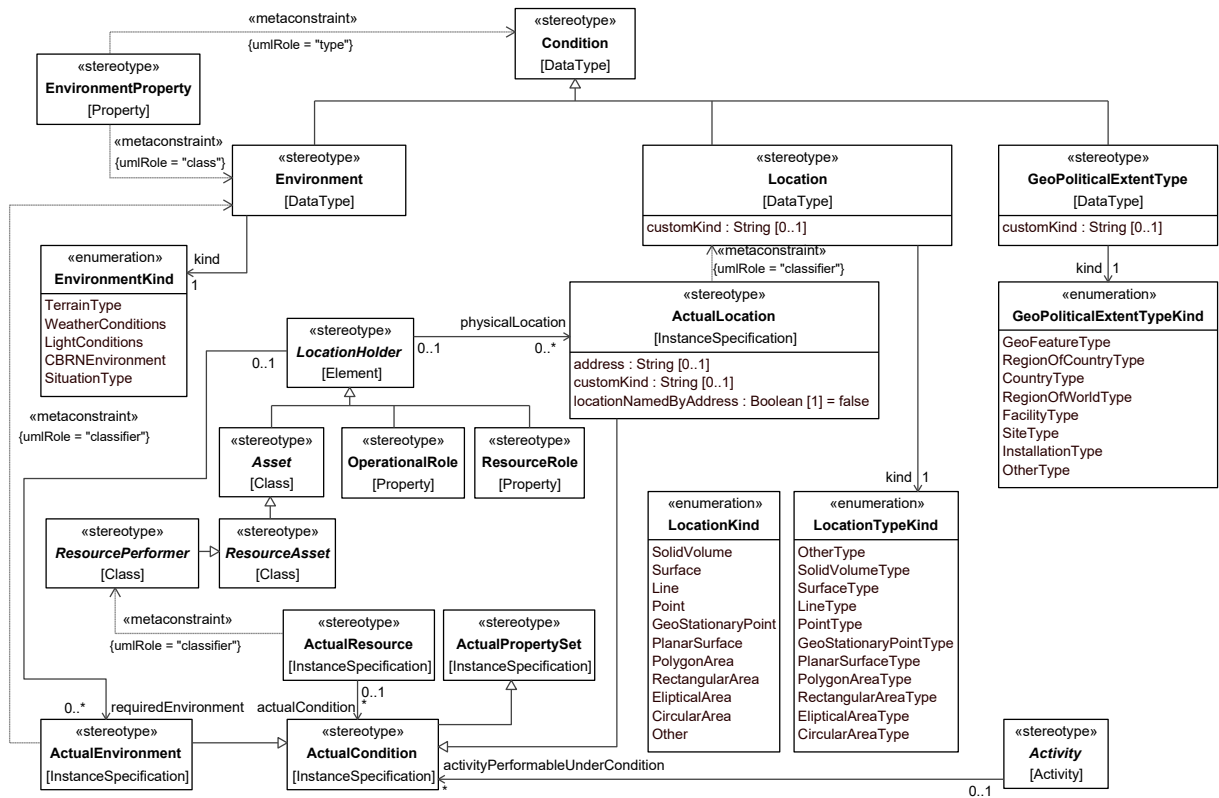
View Specifications::Parameters::Parameters: Environment

Stakeholders: Capability owners, Systems Engineers, Solution Providers.

Concerns: defines the environment for the capabilities.

Definition: shows the elements and relationships that are involved in defining the environments applicable to capability, operational concept or set of systems.

Recommended Implementation: SysML Block Definition Diagram.



Definition: Shows the measurable properties of something in the physical world, expressed in amounts of a unit of measure that can be associated with any element in the architecture.

Recommended Implementation: SysML Block Definition Diagram.

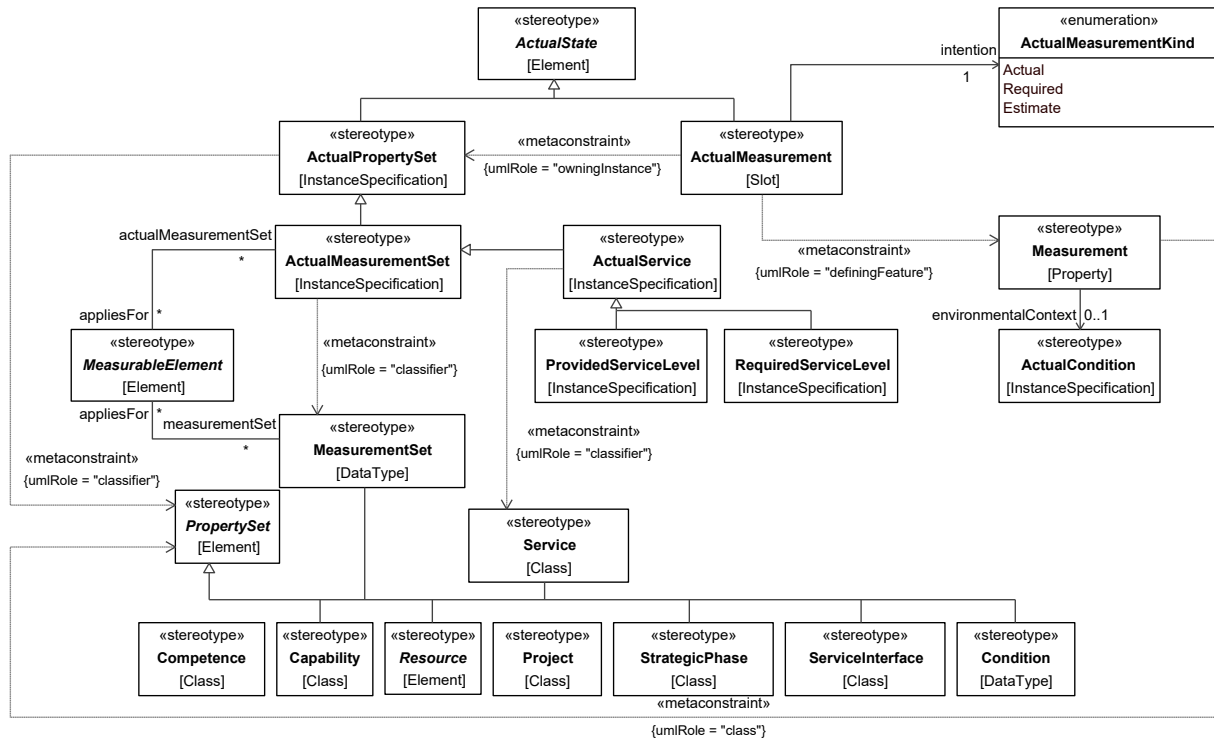


Figure 4:87 - Parameters: Measurements Elements

- [ActualCondition](#)
- [ActualMeasurement](#)
- [ActualMeasurementKind](#)
- [ActualMeasurementSet](#)
- [ActualPropertySet](#)
- [ActualService](#)
- [ActualState](#)
- [Capability](#)
- [Competence](#)
- [Condition](#)
- [MeasurableElement](#)
- [Measurement](#)
- [MeasurementSet](#)
- [Project](#)
- [PropertySet](#)
- [ProvidedServiceLevel](#)
- [RequiredServiceLevel](#)
- [Resource](#)
- [Service](#)
- [ServiceInterface](#)
- [StrategicPhase](#)

View Specifications::Parameters::Parameters: Risk

Stakeholders: Capability Owners, Systems Engineers, Solution Providers, Program Managers.

Concerns: identifies potential adverse conditions and situations that can inhibit achievement of goals.

Definition: Shows the relevant risks along with associated measures like likelihood of occurrence and potential negative consequences.

Recommended Implementation: SysML Block Definition Diagram, matrix format.

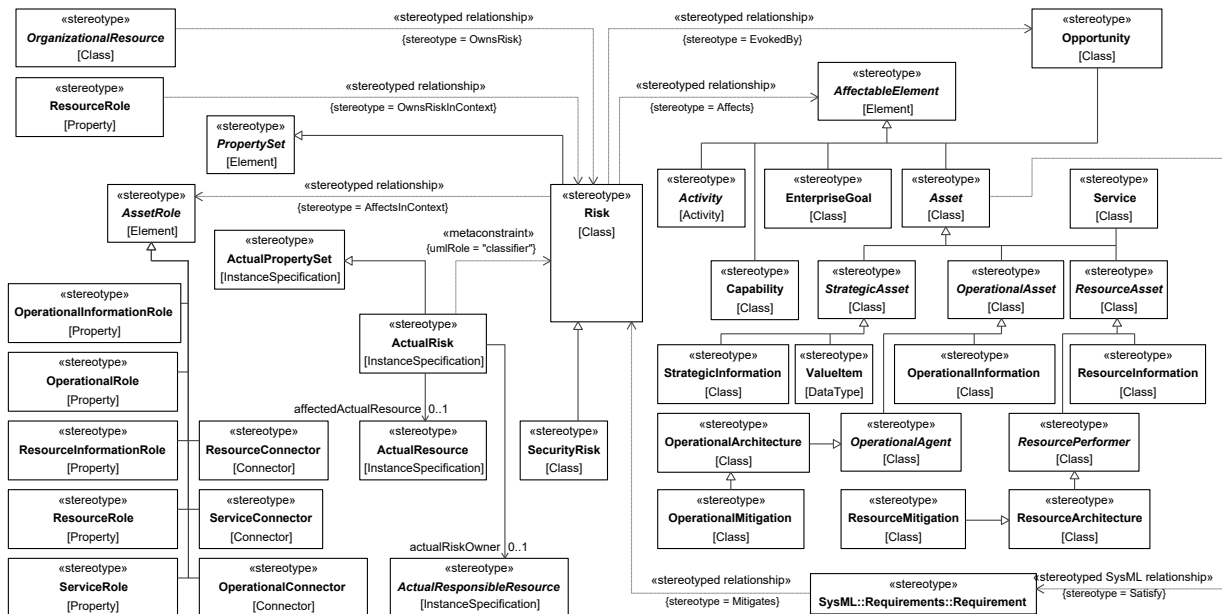


Figure 4:88 - Parameters: Risk Elements

- [Activity](#)
- [ActualPropertySet](#)
- [ActualResource](#)
- [ActualResponsibleResource](#)
- [ActualRisk](#)
- [AffectableElement](#)
- [Asset](#)
- [AssetRole](#)
- [Capability](#)
- [EnterpriseGoal](#)
- [OperationalAgent](#)
- [OperationalArchitecture](#)
- [OperationalAsset](#)
- [OperationalConnector](#)
- [OperationalInformation](#)
- [OperationalInformationRole](#)
- [OperationalMitigation](#)
- [OperationalRole](#)
- [Opportunity](#)
- [OrganizationalResource](#)
- [PropertySet](#)
- Requirement
- [ResourceArchitecture](#)
- [ResourceAsset](#)
- [ResourceConnector](#)
- [ResourceInformation](#)
- [ResourceInformationRole](#)

- [ResourceMitigation](#)
- [ResourcePerformer](#)
- [ResourceRole](#)
- [Risk](#)
- [SecurityRisk](#)
- [Service](#)
- [ServiceConnector](#)
- [ServiceRole](#)
- [StrategicAsset](#)
- [StrategicInformation](#)
- [ValueItem](#)

5. Measurements Library

A library of Measurements.

BillingItem

Package: Measurements Library

isAbstract: No

Description

Properties indicating the assurance of a piece of information.

Attributes

cost : Cost[1]	Details the cost of the BillingItem.
id : String[0..1]	Details the unique identifier of the BillingItem.
numberOfUses : Integer[0..1]	Details the numberOfUses of the BillingItem.
paymentLocation : String[0..1]	Details the location where payment should be made of the BillingItem.
paymentModality : PricingType[1]	Details if a payment is based upon Quantity, Time or Use.
paymentPeriod : Periodicity[1]	Details the frequency of a payment period.
paymentTimeDuration : Duration[*]	Details the length of time the payments should be made i.e. 1 year.
periodDuration : Duration[0..1]	Details the time period between payments.
quantity : String[0..1]	Details the number of units to be delivered.
unit : String[0..1]	Details the units used for the BillingItem e.g., 1 gross.

ClassificationAttributes

Package: Measurements Library

isAbstract: No

Description

W3C XML Schema for the Intelligence Community Metadata Standard for Information Security Marking (IC-ISM), which is part of the IC standards for Information Assurance.

Attributes

classificationReason : String[]	One or more reason indicators or explanatory text describing the basis for an original classification decision.
classifiedBy : String[]	Details The identity, by name or personal identifier, and position title of the original classification authority for a resource.
dateOfExemptedSource : String[]	Details the specific year, month, and day of publication or release of a source document, or the most recent source document, that was itself marked with a declassification constraint. This element is always used in conjunction with typeOfExemptedSource element.
declassDate : String[]	Details a specific year, month, and day upon which the information shall be automatically declassified if not properly exempted from automatic declassification.
declassException : String[]	Details a single indicator describing an exemption to the nominal 25-year point for automatic declassification. This element is used in conjunction with the Declassification Date or Declassification Event.
DeclassManualReview : String[]	Details a true/false indicator that a manual review is required for declassification. Use this attribute to force the appearance of "//MR" in the header and footer marking titles. Use this attribute ONLY when it is necessary to override the business logic applied to classification and control markings in the document to determine whether manual review is required.
derivedFrom : String[]	Details a citation of the authoritative source or reference to multiple sources of the classification markings used in a classified resource.

DisseminationControls : String[]	Details one or more indicators identifying the expansion or limitation on the distribution of information.
FGISourceOpen : String[]	Details one or more indicators identifying information which qualifies as foreign government information for which the source(s) of the information is not concealed.
FGISourceProtected : String[]	Details a single indicator that information qualifies as foreign government information for which the source(s) of the information must be concealed. Within protected internal organizational spaces this element may be used to maintain a record of the one or more indicators identifying information which qualifies as foreign government information for which the source(s) of the information must be concealed. Measures must be taken prior to dissemination of the information to conceal the source(s) of the foreign government information.
nonICmarkings : String[]	Details one or more indicators of the expansion or limitation on the distribution of an information resource or portion within the domain of information originating from non-intelligence components.
ownerProducer : String[]	Details one or more indicators identifying the national government or international organization that have purview over the classification marking of an information resource or portion therein. This element is always used in conjunction with the Classification element. Taken together, the two elements specify the classification category and the type of classification (US, non-US, or Joint). Within protected internal organizational spaces this element may include one or more indicators identifying information which qualifies as foreign government information for which the source(s) of the information must be concealed. Measures must be taken prior to dissemination of the information to conceal the source(s) of the foreign government information.
releasableTo : String[]	Details one or more indicators identifying the country or countries and/or international organization(s) to which classified information may be released based on the determination of an originator in accordance with established foreign disclosure procedures. This element is used in conjunction with the Dissemination Controls element.
SARIdentifier : String[]	Details the Authorized Special Access Required (SAR) program digraph(s) or trigraph(s) preceded by "SAR-". Either (a) a single digraph or trigraph or (b) a space-delimited list of digraphs or trigraphs. Example: "SAR-ABC SAR-DEF ..."
SCIControls : String[]	Details one or more indicators identifying sensitive compartmented information control system(s).
typeOfExemptedSource : String[]	Details a declassification marking of a source document that causes the current, derivative document to be exempted from automatic declassification. This element is always used in conjunction with the Date Of Exempted Source element.

Associations

taxonomy : String[]	Details a single indicator of the highest level of classification applicable to an information resource or portion within the domain of classified national security information. The Classification element is always used in conjunction with the Owner Producer element. Taken together, the two elements specify the classification category and the type of classification (US, non-US, or Joint).
---------------------	---

CommunicationsLinkProperties

Package: Measurements Library

isAbstract: No

Description

Properties detailing aspects of Resource Interfaces.

Attributes

capacity : String[] Details how much information can be passed on the Communications Link.
infrastructureTechnology : String[] Details the technology to be used to provide the communications infrastructure.

Duration

Package: Measurements Library

isAbstract: No

Description

Properties detailing aspects OperationalActivities.

Attributes

timeUnit : String[0..1] Details the units of time e.g., second, hour, day.

value : Integer[0..1] Details the value of the duration.

ExchangeProperties

Package: Measurements Library

isAbstract: No

Description

Properties detailing aspects of exchange for Operational Exchange and/or Resource Interaction.

Attributes

accountability : String[*] Details who or what is responsible for the exchange.

periodicity : String[*] Details the frequency of the exchange.

size : String[*] Details the size (in KB) of data that be exchanged.

throughput : String[*] Details how much information can be exchanged.

timeliness : String[*] Details the allowable time of delay this system data can tolerate and still be relevant to the receiving system.

transactionType : String[*] Details the type of transactions used by the exchange.

MotivationalMeasurements

Package: Measurements Library

isAbstract: No

Description

Measurements to be used in characterizing Motivational Elements (e.g., Principles, Drivers, Challenges, Requirements)

Attributes

Criticality : String[] Defines to what extent this Motivational element can be addressed with means at hand and circumstances as they are.

CriticalityValue : String[] Specifies a number that represents to what extent this Motivational element can be addressed with means at hand and circumstances as they are.

Feasibility : Integer Defines how much urgency is needed in addressing this Motivational element.

FeasibilityValue : Integer Specifies a number that represents how much urgency is needed in addressing this Motivational element.

OperationalActivityProperties

Package: Measurements Library

isAbstract: No

Description

Properties detailing aspects OperationalActivities.

Attributes

cost : String[] Details the cost of an activity.

OperationalInformationProperties

Package: Measurements Library

isAbstract: No

Description

Properties detailing the aspects of an OperationalInformation.

Attributes

- | | |
|----------------------|---|
| accuracy : String[*] | Details the degree to which the information conforms to actual fact as required by the information producer and consumer. |
| content : String[*] | Specifies content of the information element (i.e., actual information to be exchanged). |
| language : String[*] | Details the language used to capture the information. |
| scope : String[*] | Details in text a description of the extent or range of the information element content. |

Periodicity

Package: Measurements Library

isAbstract: No

Description

Enumeration of how often the information exchange occurs; may be an average or a worst case estimate and may include conditions. Its enumeration literals are:

- OnceAMonth - Indicates that an event of some sort may occur monthly.
- OnceAWeek - Indicates that an event of some sort may occur weekly.
- Anytime - Indicates that an event of some sort may occur at anytime.
- OnRequest - Indicates that an event of some sort may occur on request.

PricingType

Package: Measurements Library

isAbstract: No

Description

Enumeration of a unit of measure of a resource. Its enumeration literals are:

- perTime - Indicates that the unit of measure of a resource is based on a unit of time.
- perUse - Indicates that the unit of measure of a resource is based upon how often the resource is used.
- perQuantity - Indicates that the unit of measure of a resource is based on a quantity.

ResourceInformationProperties

Package: Measurements Library

isAbstract: No

Description

Properties detailing the aspects of a ResourceInformation.

Attributes

- | | |
|------------------------------|---|
| accuracy : String[] | Details the accuracy of the data. |
| content : String[] | Specifies content of the data element (i.e., actual data to be exchanged). |
| formatType : String[] | Details the format of the data. |
| mediaType : String[] | Details the media used to transmit the data. |
| scope : String[] | Details in text a description of the extent or range of the data element content. |
| unitOfMeasurement : String[] | Details the units of measurement of the data. |

RiskProperties

Package: Measurements Library

Unified Architecture Framework Modeling Language (UAFML) Version 1.2

isAbstract: No

Description

Properties to be used in characterizing Risk Elements.

Attributes

impact : String[] Potential consequence of the stated risk if it does occur

probability : String[] Likelihood of occurrence of the stated risk

SecurityControlAssessmentProperties

Package: Measurements Library

isAbstract: No

Description

Properties detailing aspects of the Assessment and Authorization process.

Attributes

coverageOfSecurityControlAssessment : String[*] Security controls assessment method that addresses the scope or breadth of the assessment objects included in the assessment (e.g., types of objects to be assessed and the number of objects to be assessed by type).

depthOfSecurityControlAssessment : String[*] Security controls assessment method that addresses the rigor and level of detail associated with the application of the method.

effectivenessOfSecurityControl : String[*] Details if security control is satisfactory or not as assessed.

SecurityControlProperties

Package: Measurements Library

isAbstract: No

Description

Properties detailing aspects of Security Controls.

Attributes

securityControlApplicability : String[1] Details how applicable a security control is to a given security objective.

securityControlImportance : String[1] Details how important a security control is to a given security objective.

SecurityImpactProperties

Package: Measurements Library

isAbstract: No

Description

Properties detailing aspects of Security Categories.

Attributes

securityAvailabilityImpact : String[*] Details the potential impact on organization or individuals if the information is not available to those who need to access it.

securityClassification : String[*] Details a classification for the exchange.

securityConfidentialityImpact : String[*] Details the potential impact on organization or individuals due to unauthorized disclosure of information.

securityIntegrityImpact : String[*] Details the potential impact on organization or individuals due to modification or destruction of information, and includes ensuring information non-repudiation and authenticity.

